

Santa Ana Unified School District
Board of Education

Board Meeting Agenda

Tuesday, June 26, 2018
6:00 p.m.

Board Room
1601 E. Chestnut Avenue
Santa Ana



Rigo Rodriguez, Ph.D.
Vice President

Valerie Amezcua
President

Alfonso Alvarez, Ed.D.
Clerk

Cecilia "Ceci" Iglesias
Member

Stefanie P. Phillips, Ed.D.
Secretary /
Superintendent

John Palacio
Member

If special assistance is needed to participate in the Board meeting, please contact the Superintendent's office, at (714) 558-5512. Please call prior to the meeting to allow for reasonable arrangements to ensure accessibility to this meeting, per the Americans with Disabilities Act, Title II.

Mission Statement

We assure well-rounded learning experiences, which prepare our students for success in college and career. We engage, inspire, and challenge all of our students to become productive citizens, ethical leaders, and positive contributors to our community, country and a global society.

BOARD OF EDUCATION MEETING INFORMATION

Role of the Board

The Governing Board is elected by the community to provide leadership and citizen oversight of the District's schools. The Board works with the Superintendent to fulfill its major role, including:

1. Setting a direction for the District.
2. Providing a basic organizational structure for the SAUSD by establishing policies.
3. Ensuring accountability.
4. Providing community leadership on behalf of the District and public education.

Agenda Items provided to the Board of Education that include the description of items of business to be considered by the Board for approval at Board Meetings. These items contain recommendations; the Board may exercise action they believe is best for the SAUSD.

Board Meeting Documentation

Any and all supporting materials are made available to the public by the Public Communication Office. They may be reached from 8:00 a.m. – 4:30 p.m. at (714) 558-5555.

Public Comments at Board Meetings

The agenda shall provide members of the public the opportunity to address the Board regarding agenda items before or during the Board's consideration of the item. The agenda also provides members of the public an opportunity to testify at regular meetings on matters which are not on the agenda but which are within the subject matter jurisdiction of the Board.

Individual speakers are allowed three minutes to address the Board on agenda or nonagenda items. The Board may limit the total time for public input on each item to 20 minutes. With the Board's consent, the Board President may increase or decrease the time allowed for public presentation, depending on the topic and the number of persons wishing to be heard. The Board President may take a poll of speakers for or against a particular issue and may ask that additional persons speak only if they have something new to add.

The Board urges that complaints and derogatory remarks against a District employee be made in writing on forms available in the Office of the Superintendent. This allows the District and the Board to examine more carefully the complaint and to initiate the appropriate investigation.

Persons wishing to address the Board on an item on the agenda or an item of business in the Board's jurisdiction are requested to complete a card. This card is to be submitted to the Recording Secretary. The *Request to Address the Board of Education* cards are located on the table in the foyer.

Televised Meeting Schedule

The Regular Board of Education meetings are broadcast live on the second and fourth Tuesdays of each month on Channel 31. The meeting is replayed on Tuesdays at 6:00 p.m. and Saturdays at 3:00 p.m., following the Board of Education meeting.

Agenda and Minutes on District Website at <http://www.sausd.us>

BOARD OF EDUCATION
REGULAR MEETING

SANTA ANA UNIFIED SCHOOL DISTRICT
1601 EAST CHESTNUT AVENUE
SANTA ANA, CA 92701

TUESDAY
JUNE 26, 2018

AGENDA

CALL TO ORDER

4:30 P.M. RECESS TO CLOSED SESSION

- See Closed Session Agenda below for matters to be considered at this time.

A. With respect to every item of business to be discussed in Closed Session pursuant to Education Code Sections 35146, 48912, 48918, and 49070:

STUDENT EXPULSION AND DISCIPLINE ISSUES

B. With respect to every item of business to be discussed in Closed Session pursuant to Paragraphs (2) to (5) of Subdivision (D) (E) of Government Code Section 54956.9:

ANTICIPATED LITIGATION: Three Potential Cases

C. With respect to every item of business to be discussed in Closed Session pursuant to Government Code Section 54957:

PUBLIC EMPLOYEE DISCIPLINE/DISMISSAL/RELEASE/REASSIGNMENT

PUBLIC EMPLOYMENT: Principal Spurgeon Intermediate School/Romero-Cruz Elementary School; Principal Washington Elementary School; Assistant Principal Spurgeon Intermediate School/Romero-Cruz Elementary School; Assistant Principal Washington Elementary School; Coordinator of Special Education - Adult Transition

D. With respect to every item of business to be discussed in Closed Session pursuant to Government Code Section 54957.6:

CONFERENCE WITH LABOR NEGOTIATOR:

SASPOA, CWA
Bargaining Units
Mark A. McKinney,
District Negotiator

E. With respect to every item of business to be discussed in Closed Session pursuant to Government Code Section 54956.8:

CONFERENCE WITH REAL PROPERTY NEGOTIATOR: 651 W. Sunflower, Santa Ana, CA
Orin Williams,
District Representative

The Board may exercise discretion to adjourn to Closed Session at any time during this meeting to instruct its representatives regarding negotiations with represented and unrepresented employees.

RECONVENE REGULAR MEETING AND REPORT ACTION TAKEN IN CLOSED SESSION THAT IS REQUIRED TO BE REPORTED OUT AT THIS MEETING.

RECONVENE REGULAR MEETING

6:00 P.M. MEETING

PLEDGE OF ALLEGIANCE

SUPERINTENDENT'S REPORT

PUBLIC PRESENTATIONS (Pursuant to Government Code 54954.3)

- Individuals or groups may make presentations or bring matters to the Board's attention that is within the Board's subject matter jurisdiction. Individual speakers are allowed three minutes to address the Board on agenda or non-agenda items.

1.0 APPROVAL OF CONSENT CALENDAR

- 1.1 Approval of Regular Board Meeting Minutes - June 12, 2018
- 1.2 Approval to Reschedule July 24, 2018 Regular Board Meeting to July 16, 2018
- 1.3 Acceptance of Gifts in Accordance with Board Policy (BP) 3290 – Gifts, Grants, and Bequests
- 1.4 Approval of Submission of Part I, Consolidated Application and Reporting System for Funding to California State Department of Education for 2018-19 School Year
- 1.5 Approval of Student Expulsions for Violation of California Education Code Sections 48900, 48900.2, 48900.3, 48900.4, 48900.7, and/or 48915(c) According to Board Policy 5144.1
- 1.6 Approval of Extended Field Trip(s) in Accordance with Board Policy (BP) 6153 – School-Sponsored Trips and Administrative Regulation (AR) 6153.1 – Extended School-Sponsored Trips
- 1.7 Approval of Agreement with Orange County Superintendent of Schools, Region 9 Local Educational Consortium for Administration of School-Based Medi-Cal Administrative Activities
- 1.8 Approval of Memoranda of Understanding with Orange County School Districts for 2018-19 School Year
- 1.9 Authorization to Amend Annual Listing of Agreements/Contracts with Santa Ana Unified School District Submitted for 2018-19 Fiscal Year
- 1.10 Approval to Renew Annual Software License Agreements for 2018-19 Fiscal Year
- 1.11 Approval to Renew Annual No-Cost Community Partnership Agreements for 2018-19 Fiscal Year
- 1.12 Approval to Increase Adult Meal Prices for 2018-19 Fiscal Year

- 1.13 Ratification of Purchase Order Summary and Listing of all Purchase Orders, for the Period of May 23, 2018 through June 12, 2018
- 1.14 Ratification of Expenditure Summary and Warrants Issued Over \$25,000 for the Period of May 23, 2018 through June 12, 2018
- 1.15 Approval of Deductive Change Order No. 2 for Bid Package No. 1 – Temporary and Permanent Kitchen at Santa Ana High School
- 1.16 Acceptance of Completion of Contract for Bid Package No. 1 – Temporary and Permanent Kitchen at Santa Ana High School
- 1.17 Approval of Revised Job Description: Director of Accounting and Payroll
- 1.18 Approval of Revised Job Description: Coordinator of Visual and Performing Arts
- 1.19 Approval of Personnel Calendar Including the Transition of Specific Staff Members with such Topics as: Hiring, Promotions, Transfers, Resignations, Retirements, and Leaves

Items removed from Consent Calendar for discussion and separate action:

REGULAR AGENDA - ACTION ITEMS

- 2.0 Local Control Accountability Plan Approval
- 3.0 Adoption of 2018-19 Budget
- 4.0 Adoption of Resolution No. 17/18-3242 – Authorizing Annual Levy of Special Taxes within Community Facilities District No. 2004-1 of Santa Ana Unified School District Central Park Project for 2018-19 Fiscal Year
- 5.0 Adoption of Resolution No. 17/18-3245 - Authorization of California State Preschool Contract CSPP-8358 for 2018-19 Program Year
- 6.0 Adoption of Resolution No. 17/18-3246 - Authorization of Prekindergarten and Family Literacy Support Program CPKS-8061 for 2018-19 Program Year
- 7.0 Adoption of Resolution No. 17/18-3247 - Resolution of Intention to accept First Amendment to Easement Agreement for the Benefit of Santa Ana Unified School District at 651 Sunflower Avenue, Santa Ana, California 92707
- 8.0 Approval of Cooperation Agreement Between Santa Ana Unified School District, Legacy Partners Residential LLC and the International Church of the Foursquare Gospel

- 9.0 Adoption of Resolution No. 17/18-3251 – Proclaiming July 22, 2018, as National Parents’ Day in Santa Ana Unified School District
- 10.0 Approval of Ratification of Agreement with Child Care Careers
- 11.0 Approval of Continuing Master Contracts and/or Individual Service Agreements with Nonpublic Schools and Agencies for Students with Disabilities for 2018-19 School Year
- 12.0 Authorization to Reject all Bids for Bid Package No. 1 – CTE Construction Academy and Fitness Pavilion at Century High School
- 13.0 Authorization to Award a Contract for Bid No. 27-18 – Hoover Elementary School Carpet Replacement
- 14.0 Authorization of Second Amendment to the Agreement with SVA Architects for Architectural Services for Various District Modernization Projects
- 15.0 Approval of Pre-Approved Consultant List for Construction Management Services for future District Projects
- 16.0 Approval of Pre-Approved Consultant List for Architectural Services for future District Projects
- 17.0 Authorization to Award a Contract for Bid No. 30-18 – Saddleback High School Field Grading and Reseeding
- 18.0 Approval of Classified Work Calendar for 2018-19 School Year
- 19.0 Approval of New Job Description: Director of Student Athletics
- 20.0 Board Policy (BP) 5121 – Grades/Evaluation of Student Academic Performance (Revised: For Adoption)
- 21.0 Board Policy (BP) 6112 – Student School Day (Revised: For Adoption)

NEW AND REVISION OF EXISTING BOARD POLICIES – FIRST READING / NO ACTION REQUIRED

- Board Policy (BP) 5123 – Promotion/Acceleration/Retention (Revised: First Reading)
- Board Policy (BP) 5145.13 – Educational Equity: Immigration and Citizenship Status (New: First Reading)
- Board Policy (BP) 6145 – Extra Curricular and Cocurricular Activities (Revised: First Reading)

BOARD REPORTS

ADJOURNMENT

FUTURE MEETING - The next Regular Meeting of the Board of Education will be held on Tuesday, July 24, 2018, at 6:00 p.m.

Santa Ana Unified School District
1601 E. Chestnut Avenue
Santa Ana, California 92701

MINUTES

BOARD MEETING
SANTA ANA BOARD OF EDUCATION

June 12, 2018

CALL TO ORDER

Board President Amezcua called the meeting to order at 4:44 p.m. Other members in attendance were Dr. Rodriguez, Ms. Iglesias, and Mr. Palacio.

CLOSED SESSION PRESENTATIONS

Ms. Amezcua asked those wishing to address the Board in matters pertaining to Closed Session to step to the lectern.

There were no individuals wishing to address the Board.

RECESS TO CLOSED SESSION

The Regular Board meeting recessed at 4:44 p.m. to consider anticipated litigation, personnel matters, and negotiations.

Dr. Alvarez arrived at 4:47 p.m.

RECONVENE OPEN MEETING

The Board meeting reconvened at 6:26 p.m.

Cabinet members present were Dr. Phillips, Dr. Heatley, Dr. Jimenez, Mr. McKinney, Dr. Allen, Dr. Helguera, Dr. Llamas, Mr. Roychowdhury, and Mr. Williams.

PLEDGE OF ALLEGIANCE

Denise Martinez, student at Willard Intermediate School led the Pledge of Allegiance.

REPORT OF ACTION TAKEN IN CLOSED SESSION

By a vote of 5-0, the Board took action to appoint Mary Rebecca Churnside to the position of Principal at Heroes Elementary School.

Motion: Mr. Palacio Second: Dr. Rodriguez

Vote: Ayes: Ms. Amezcua, Dr. Rodriguez, Dr. Alvarez, Ms. Iglesias, and Mr. Palacio

REPORT OF ACTION TAKEN IN CLOSED SESSION

By a vote of 5-0, the Board took action to appoint Jimmy Bruhl to the position of Principal at Santiago Elementary School.

Motion: Ms. Iglesias Second: Mr. Palacio

Vote: Ayes: Ms. Amezcua, Dr. Rodriguez, Dr. Alvarez, Ms. Iglesias, and Mr. Palacio

STUDENT PRESENTATION

Willard Turnaround Arts

The Build You Up Willard Intermediate School Dance Team performed two selections from their recent presentation at the Turnaround Arts Talent Show at the Kennedy Center for the Performing Arts in Washington D.C.

FIVE-MINUTE RECESS

The Regular Board meeting recessed at 4:44 p.m.

RECONVENE TO REGULAR BOARD MEETING

The Board meeting reconvened at 6:47 p.m.

SUPERINTENDENT'S REPORT

Superintendent Phillips announced for the fifth time in seven years, the Culinary Art students at Valley High School Inc., are the winners of the National Cooking Up Change Competition. She congratulated the graduates of the Class of 2018 for completing their SAUSD educational journey. Dr. Phillips stated that student learning is continuing with a variety of summer programs to keep students engaged including our Engage 360 program, Speech and Debate Camp, Visual and Performing Arts Camps, and camps with a STEM-focus. She mentioned Chavez High School students in the Circulos program had an opportunity to unveil their interactive artwork on Friday evening as part of their partnership with Segerstrom Center for the Arts. Superintendent recognized Beau Menchaca, Higher Education Coordinator at Century High School for being selected one of the top counselors in the State with the presentation of the Arthur S. Marmaduke Award. She mentioned the grand opening of the new kitchen and serving areas at Santa Ana High School; she also mentioned that the Deloitte Company adopted Willard Intermediate School for a beautification project. Meanwhile the Heart of America Foundation selected Lowell Elementary School as one of 14 schools across the country to receive new furnishings, equipment, and improvements to a classroom at no cost to the District. In addition, the District hosted a Joint-Use Policy meeting with members of the City Council; discussed partnerships that benefit the community with significant discussion regarding potential improvements on the Godinez Joint-Use partnership. As part of the Joint-Use partnership, SAUSD will be holding a Ribbon Cutting Ceremony on Monday, June 25 at 5:00 p.m. to celebrate the completion of the project. She also stated that on Thursday, June 21, community members will have an opportunity to meet and greet with members of the Board and her for an informal chat about District needs and how community members can get involved with SAUSD schools; the Meet and Greet will be at the Valley High School Gymnasium 5:30 p.m. - 7:30 p.m. In addition, the Grand Opening and Ribbon Cutting Ceremony for the District Wellness Center is Friday, June 15 3:30 p.m. - 5:30 p.m. Dr. Phillips concluded her report with a video highlighting King Elementary School.

PUBLIC PRESENTATIONS

Angelica Sanchez addressed the Board related to personnel issues. Julian Rodriguez addressed the Board related to visual and performing arts resources at Valley High School. Everlina Oliver addressed the Board related to the Bond measure. Denise Scott, Steve Scott, Angelica Alvarado, Angel Mendoza, and Blanca Franco addressed the Board related to Nutrition Services. Darlene Zepeda-Field addressed the Board related to school libraries. Margarita Gonzalez and Cecilia Bautista addressed the Board related to Special Education.

Change in Order of Agenda

PUBLIC HEARING

Public Disclosure of Tentative Agreement with California School Employees Association, Chapter 41

Ms. Amezcua declared the Public Hearing open. She asked those wishing to address the Board to step to the lectern.

After hearing no comments, Ms. Amezcua declared the Public Hearing closed.

Change in Order of Agenda

- 2.0 Ratification of Tentative Agreement with California School Employees Association (CSEA) for 2017-18 and 2018-19 School Years

Moved by Mr. Palacio, seconded by Dr. Rodriguez, and carried 4-1, Ms. Iglesias dissenting, to ratify the Tentative Agreement with the California School Employees Association (CSEA) for the 2017-18 and 2018-19 school years.

Change in Order of Agenda

- 10.0 Approval of Longevity Increase for Principals and Assistant Principals

Moved by Mr. Palacio, seconded by Ms. Amezcua, and carried 4-1, Ms. Iglesias dissenting, to approve the Longevity Increase for Principals and Assistant Principals as outlined.

The following items removed from the Consent Calendar for discussion and separate action:

- 1.3 Approval of Migrant Education District Service Agreement for 2018-19 School Year
- 1.5 Approval of Agreement with EDL Squared for Summer 2018
- 1.6 Approval of Head Start Self-Assessment Corrective Action Plan for 2017-18 Program Year
- 1.7 Acceptance of Quality Rating and Improvement System Block Grant No. 46077 for 2017-2018 Program Year

- 1.8 Approval of Extended Field Trip(s) in Accordance with Board Policy (BP) 6153 - School- Sponsored Trips and Administrative Regulation (AR) 6153.1 - Extended School-Sponsored Trips
- 1.11 Ratification of Purchase Order Summary and Listing of all Purchase Orders, for the Period of May 9, 2018 through May 22, 2018

Moved by Ms. Amezcua, seconded by Dr. Rodriguez, and carried 5-0, to approve the remaining items on the Consent Calendar as follows:

1.0 APPROVAL OF CONSENT CALENDAR

- 1.1 Approval of Regular Board Meeting Minutes - May 22, 2018 and Special Board Meeting Minutes - June 2, 2018
- 1.2 Acceptance of Gifts in Accordance with Board Policy (BP) 3290 - Gifts, Grants, and Bequests
- 1.4 Adoption of Signing Naturally Student Textbook/Workbook, Level 2: Units 13-17 (Course: American Sign Language 3)
- 1.9 Ratification of Master Contracts and/or Individual Service Agreements with Nonpublic Schools and Agencies for Students with Disabilities for 2017-18 School Year
- 1.10 Approval of Payment and Reimbursement of Costs Incurred for Student with Disabilities for 2017-18 School Year
- 1.12 Ratification of Expenditure Summary and Warrants Issued Over \$25,000 for the Period of May 9, 2018 through May 22, 2018
- 1.13 Authorization to Renew License Agreement With Orange County Head Start, Inc. for Relocatable Buildings at Martin Elementary School
- 1.14 Ratification of Emergency Purchase Order to Repair Damaged Building at Pupil Support Services
- 1.15 Approval of Personnel Calendar Including the Transition of Specific Staff Members with such Topics as: Hiring, Promotions, Transfers, Resignations, Retirements, and Leaves

Items removed from Consent Calendar for discussion and separate action:

- 1.3 Approval of Migrant Education District Service Agreement for 2018-19 School Year

Moved by Dr. Alvarez, seconded by Ms. Amezcua, and carried 5-0, to approve the Migrant Education District Service Agreement for 2018-19 School Year.

- 1.5 Approval of Agreement with EDL Squared for Summer 2018

Moved by Ms. Amezcua, seconded by Dr. Rodriguez, and carried 5-0, to approve the agreement with EDL Squared for Summer 2018.

- 1.6 Approval of Head Start Self-Assessment Corrective Action Plan for 2017-18 Program Year

Moved by Mr. Palacio, seconded by Ms. Amezcua, and carried 4-0, Dr. Rodriguez not present, to approve the Head Start Self-Assessment Corrective Action Plan for the 2017-18 program year.

- 1.7 Acceptance of Quality Rating and Improvement System Block Grant No. 46077 for 2017-2018 Program Year

Moved by Mr. Palacio, seconded by Ms. Amezcua, and carried 5-0, to accept the Quality Rating and Improvement System Block Grant No. 46077 for the 2017-2018 program year.

- 1.8 Approval of Extended Field Trip(s) in Accordance with Board Policy (BP) 6153 - School- Sponsored Trips and Administrative Regulation (AR) 6153.1 - Extended School-Sponsored Trips

Moved by Ms. Amezcua, seconded by Dr. Alvarez, and carried 5-0, to approve the Extended Field Trip(s) in Accordance with Board Policy (BP) 6153 - School- Sponsored Trips and Administrative Regulation (AR) 6153.1 - Extended School-Sponsored Trips.

- 1.11 Ratification of Purchase Order Summary and Listing of all Purchase Orders, for the Period of May 9, 2018 through May 22, 2018

Moved by Dr. Alvarez, seconded by Ms. Amezcua, and carried 4-1, Ms. Iglesias dissenting, to ratify Purchase Order Summary Report and Detailed Purchase Order Listing of all purchase orders created during the period of May 9, 2018 through May 22, 2018.

Change in Order of Agenda

- 6.0 Adoption of Resolution No. 17/18-3244 - Order of Biennial Trustee Election and Specifications of the Election Order

Moved by Ms. Amezcua, seconded by Dr. Rodriguez, and carried 5-0, to adopt Resolution No. 17/18-3244 - Order of Biennial Trustee Election and Specifications of the Election Order.

- 7.0 Acceptance of Career Technical Education Incentive Grant for 2018-19 School Year

Moved by Dr. Rodriguez, seconded by Dr. Alvarez, and carried 5-0, to accept the Career Technical Education Incentive Grant (CTEIG) for the 2018-19 school year.

- 11.0 Board Policy (BP) 5131.62 Tobacco (Revised: For Adoption)

Moved by Ms. Amezcua, seconded by Dr. Rodriguez, and carried 5-0, to adopt the revised Board Policy 5131.62 - Tobacco.

Change in Order of Agenda

PRESENTATION

District Wellness Center

Dr. Lopez-Guerra, Director, Community Relations provided the Board with and update of the District Wellness Center at Lathrop Intermediate.

Change in Order of Agenda

PUBLIC HEARINGS

Local Control Accountability Plan

Ms. Amezcua declared the Public Hearing open. She asked those wishing to address the Board to step to the lectern.

After hearing no comments, Ms. Amezcua declared the Public Hearing closed.

2018-19 Proposed Budget

Ms. Amezcua declared the Public Hearing open. She asked those wishing to address the Board to step to the lectern.

After hearing no comments, Ms. Amezcua declared the Public Hearing closed.

Change in Order of Agenda

PRESENTATION

Local Control Accountability Plan and 2018-19 Proposed Budget

Dr. Llamas, Assistant Superintendent, School Performance and Culture provided the Board with an update and proposed changes to the Local Control Accountability Plan (LCAP).

Mr. Roychowdhury, Assistant Superintendent, Business Services provided the Board with a proposed budget and an overview of the District's financial positions, comparability, and fiscal outlook.

Change in Order of Agenda

PUBLIC HEARING

Special Education Annual Budget and Service Plans for 2018-19 School Year

Ms. Amezcua declared the Public Hearing open. She asked those wishing to address the Board to step to the lectern.

After hearing no comments, Ms. Amezcua declared the Public Hearing closed.

Change in Order of Agenda

PRESENTATION

Local Control Accountability Plan and 2018-19 Proposed Budget

The Board of Education further reviewed the process and development of the Local Control Accountability Plan (LCAP), discussed budget changes, and asked questions related to the LCAP and Proposed Budget.

PUBLIC HEARINGS

Public Disclosure of Tentative Agreement with California School Employees Association, Chapter 41

Public Hearing conducted earlier in meeting.

Local Control Accountability Plan

Public Hearing conducted earlier in meeting.

Special Education Annual Budget and Service Plans for 2018-19 School Year

Public Hearing conducted earlier in meeting.

2018-19 Proposed Budget

Public Hearing conducted earlier in meeting.

Change in Order of Agenda

NEW AND REVISION OF EXISTING BOARD POLICIES - FIRST READING / NO ACTION REQUIRED

Board Policy (BP) 5121 - Grades/Evaluation of Student Academic Performance (Revised: For First Reading)

Board Policy (BP) 6112 - Student School Day (Revised: First Reading)

Change in Order of Agenda

- 3.0 Adoption of Special Education Annual Budget and Service Plans for 2018-19 School Year

Moved by Ms. Amezcua, seconded by Mr. Palacio, and carried 5-0, to adopt the Special Education Annual Budget and Service Plans for the 2018-19 school year.

- 4.0 Adoption of Resolution No. 17/18 -3241 - Authorization of Amendment 04 to California State Preschool Contract CSPP-7357 for 2017-18 Program Year

Moved by Dr. Rodriguez, seconded by Mr. Palacio, and carried 5-0, to adopt Resolution No. 17/18-3241 - Authorization of Amendment 04 to California State Preschool Contract CSPP-7357 for 2017-18 Program Year.

- 5.0 Adoption of Resolution No. 17/18 - 3243, Supporting Assembly Bill 2808: Full and Fair Funding for Public Education

Moved by Mr. Palacio, seconded by Dr. Rodriguez, and carried 4-1. Ms. Iglesias dissenting, to adopt Resolution No. 17/18-3243, Supporting Assembly Bill 2808: Full and Fair Funding for Public Education.

Change in Order of Agenda

BOARD REPORTS

- Dr. Alvarez: Requested for staff to follow-up on Valley High School music instruments; requested staff to follow-up on the air-quality at Madison Elementary School; requested for staff to follow-up on Human Resources process and provide feedback.
- Dr. Rodriguez: Requested meeting to hear issues related to are around Delhi Center and the safety of kids.
- Ms. Amezcua: Requested outcome of SAUSD lawyers and City lawyers meeting.

REGULAR AGENDA - ACTION ITEMS

- 2.0 Ratification of Tentative Agreement with California School Employees Association (CSEA) for 2017-18 and 2018-19 School Years
Action to this item taken earlier in meeting.
- 3.0 Adoption of Special Education Annual Budget and Service Plans for 2018-19 School Year
Action to this item taken earlier in meeting.
- 4.0 Adoption of Resolution No. 17/18 -3241 - Authorization of Amendment 04 to California State Preschool Contract CSPP-7357 for 2017-18 Program Year
Action to this item taken earlier in meeting.
- 5.0 Adoption of Resolution No. 17/18 - 3243, Supporting Assembly Bill 2808: Full and Fair Funding for Public Education
Action to this item taken earlier in meeting.
- 6.0 Adoption of Resolution No. 17/18-3244 - Order of Biennial Trustee Election and Specifications of the Election Order
Action to this item taken earlier in meeting.
- 7.0 Acceptance of Career Technical Education Incentive Grant for 2018-19 School Year
Action to this item taken earlier in meeting.
- 8.0 Authorization to Award Purchase Orders for the Purchase of Custodial Supplies
Item Pulled/No Action Taken

- 9.0 Authorization to Award a Contract for the Purchase and Implementation of a Facilities Use Management Program and Services

Item Pulled/No Action Taken

- 10.0 Approval of Longevity Increase for Principals and Assistant Principals

Action to this item taken earlier in meeting.

- 11.0 Board Policy (BP) 5131.62 Tobacco (Revised: For Adoption)

Action to this item taken earlier in meeting.

NEW AND REVISION OF EXISTING BOARD POLICIES - FIRST READING / NO ACTION REQUIRED

Board Policy (BP) 5121 - Grades/Evaluation of Student Academic Performance (Revised: For First Reading)

Board Policy (BP) 6112 - Student School Day (Revised: First Reading)

BOARD REPORTS

Reports provided earlier in meeting.

ADJOURNMENT

There being no further business to come before the Board, the Board meeting adjourned in memory of Allen Everett Doby Jr., by President Amezcua at 10:33 p.m.

The next Regular Meeting is Tuesday, June 26, 2018, at 6:00 p.m.

ATTEST:

Stefanie P. Phillips, Ed.D.
Secretary
Santa Ana Board of Education

CERTIFICATED PERSONNEL CALENDAR

Personnel Calendar
Board Meeting - June 12, 2018

LAST NAME	POSITION	SITE	EFF. DATE	COMMENTS
RESIGNATION 2017-18				
Cosley, Jessica	Teacher	Valley	June 1, 2018	
CHANGE IN STATUS				
DeMarco, David	Teacher	Special Education	April 9, 2018	From Temporary 44909 to Probationary I
RETIREMENTS 2017-18 (CORRECTION ON LAST DAY)				
Russell-Garcia, Jacqueline	Career Community Educational Specialist	Transition Programs	June 1, 2018	
Young, John	Teacher	Saddleback	June 1, 2018	
ABSENCE (3 to 20 duty days) - Without Pay with Benefits				
O'Neill, Kellie	Teacher	Willard	May 25, 2018 - June 1, 2018	
EXPIRATION OF 39-MONTH REEMPLOYMENT				
Goldberg-Patton, Andrea	Teacher	Thorpe	May 11, 2018	

CERTIFICATED PERSONNEL CALENDAR

Personnel Calendar
 Board Meeting - June 12, 2018

LAST NAME	POSITION	SITE	EFF. DATE	COMMENTS
SHARED CONTRACT 2018-19				
Bravo-Taylor, Alina	Teacher	Roosevelt	August 8, 2018	60% Contract
Raya, Erin	Teacher	Roosevelt	August 8, 2018	40% Contract
Blois, Laurie	Teacher	Seegerstrom	August 8, 2018	40% Contract
Harkins, Kathryn	Teacher	Seegerstrom	August 8, 2018	60% Contract
SUMMER EXTENDED SCHOOL YEAR (ESY) TEACHERS				
Delgado, Gabriel		Esqueda		
Whittington, Cheryl		Century		
Young, Jeffrey		Century		
SUMMER EXTENDED SCHOOL YEAR (ESY) TEACHER - CHANGE IN SITE				
Morales, Charleen		From Century to Transition Programs		
Rincon, Rosa		From Heninger to Esqueda		
Lee, Darlyn		From McFadden to Century		

CERTIFICATED PERSONNEL CALENDAR

Personnel Calendar
Board Meeting - June 12, 2018

LAST NAME	POSITION	SITE	EFF. DATE	COMMENTS
EXTRA DUTY 2018-19				
Bonilla, Evelyn	Speech and Language Pathologist	Speech Department	July 2, 2018 - July 20, 2018	Preschool Assessment
Corell, Julie	Speech and Language Pathologist	Speech Department	July 2, 2018 - July 20, 2018	Preschool Assessment
Culkin, Leticia	Psychologist	Psychological Services	July 2, 2018 - July 12, 2018	Preschool Assessment
Dolan, Laura	Speech and Language Pathologist	Speech Department	July 2, 2018 - July 20, 2018	Preschool Assessment
Herrera-Duarte, Araceli	Psychologist	Psychological Services	July 2, 2018 - July 12, 2018	Preschool Assessment
Hughes, Shawna	Teacher	Special Education	July 2, 2018 - July 20, 2018	Preschool Assessment
Kim, Hana	Teacher	Mitchell	July 2, 2018 - July 12, 2018	Preschool Assessment
Parsel, Tori	Speech and Language Pathologist	Speech Department	July 2, 2018 - July 20, 2018	Preschool Assessment
Rezvani, Niloufar	Psychologist	Psychological Services	July 2, 2018 - July 12, 2018	Preschool Assessment
Sommer, Kimberly	Teacher	Mitchell	July 2, 2018 - July 12, 2018	Preschool Assessment

Mark A. McKinney, Associate Superintendent, Human Resources

CERTIFICATED PERSONNEL CALENDAR

Personnel Calendar
 Board Meeting - June 12, 2018

LAST NAME	POSITION	SITE	EFF. DATE	COMMENTS
EXTRA DUTY 2018-19 (Continued)				
Tellez, Stephanie	Teacher	Mitchell	July 2, 2018 - July 12, 2018	Preschool Assessment
Thoms, Luz	Psychologist	Psychological Services	July 2, 2018 - July 12, 2018	Preschool Assessment
EXTENDED WORK YEAR 2018-19				
Kitzmann, Becky	Psychologist	Psychological Services	July 12, 2018 - July 27, 2018	6 Additional Days
Kohut-Clements, Carrie	Teacher	Special Education	July 9, 2018 - July 27, 2018	15 Additional Days
Krupinski, Debra	Speech and Language Pathologist	Speech Department	July 9, 2018 - July 27, 2018	15 Additional Days
Santana, Jennifer	Curriculum Specialist	K-12 Curriculum Instruction/Staff Development	June 25, 2018 - June 29, 2018	5 Additional Days
Garcia, Maria	Curriculum Specialist	K-12 Curriculum Instruction/Staff Development	June 19, 2018 - June 22, 2018	4 Additional Days
Salafia-Bellomo, Jamie	Program Specialist	English Learner Programs and Student Achievement	June 21, 2018 - June 22, 2018	2 Additional Days

Mark A. McKinney, Associate Superintendent, Human Resources

CERTIFICATED PERSONNEL CALENDAR

Personnel Calendar
Board Meeting - June 12, 2018

LAST NAME	POSITION	SITE	EFF. DATE	COMMENTS
EXTENDED WORK YEAR 2018-19 (Continued)				
Lee Giuseffi, Robyn	Curriculum Specialist	K-12 Curriculum Instruction/Staff Development	June 18, 2018 - June 29, 2018	10 Additional Days
Palomino, Linda	Curriculum Specialist	K-12 Curriculum Instruction/Staff Development	June 18, 2018 - June 29, 2018	10 Additional Days
SPRING SPORTS 2017-18				
Ornelas, Alfredo	Assistant Coach	Godinez	2017-18	Football
Watts, Matthew	Assistant Coach	Godinez	2017-18	Football
RETURNING FROM 39-MONTH REEMPLOYMENT				
Bravo-Taylor, Alina	Teacher	Romero-Cruz	May 24, 2018	
SUMMER SCHOOL 2017-18				
Alvarado, Joaquin		Segerstrom		
Anaya, Felipe		Segerstrom		
Anderson, Carolyn		Santa Ana		
Ashkiani, Ali		Century		
Barba, David		Independent Study Program		
Basu, Neeta		Valley		

Mark A. McKinney, Associate Superintendent, Human Resources

CERTIFICATED PERSONNEL CALENDAR

Personnel Calendar
 Board Meeting - June 12, 2018

LAST NAME	POSITION	SITE	EFF. DATE	COMMENTS
SUMMER SCHOOL 2017-18 (Continued)				
Beaman, Francene		Godinez		
Benavente, Viridiana		Saddleback		
Booker, Howard		Lorin Grisct		
Boukova, Roumyana		Century		
Bradshaw, Christopher		Segerstrom		
Brenneman, Robert		Godinez		
Bustard, Michael		Century		
Callanan, Jill		Saddleback		
Camacho, Octavio		Godinez		
Cardenas, Marisol		Valley		
Carranza, Adrianna		Century		
Cass, Justin Troy		Independent Study Program		
Cervantes, Alfredo		Valley		
Chan, Jenny		Saddleback		
Chawke, Michael		Valley		
Chen, George		Century		
Collins, Michael		Santa Ana		
Contreras, Juan		Godinez		
Contreras, Luis		Santa Ana		
Contreras, Miriam		Godinez		
Coronel, Ismael		Segerstrom		
Covey, Richard		Santa Ana		
Czaja, Gregory		Godinez		
Diulio, Nickolas		Saddleback		

Mark A. McKinney, Associate Superintendent, Human Resources

CERTIFICATED PERSONNEL CALENDAR

**Personnel Calendar
 Board Meeting - June 12, 2018**

LAST NAME	POSITION	SITE	EFF. DATE	COMMENTS
SUMMER SCHOOL 2017-18 (Continued)				
Dreyer, Claire		Valley		
Dreyer, Mary		Godinez		
Dugan, Laurie		Segerstrom		
Dukus, Robert		Santa Ana		
Echeverria, Daniel		Saddleback		
Elizondo, Gerard		Godinez		
Elmasry, Fareed		Santa Ana		
Espinoza, Emilio		Saddleback		
Espinoza, Rosalina		Century		
Fenwick, Randolph		Santa Ana		
Florence, Joseph		Santa Ana		
Flores, Nancy		Valley		
Garcia, Joseph		Lorin Grisnet		
Garcia, Teresa		Godinez		
Garcia-Chau, Elsa		Santa Ana		
Garcia-Lopez, Araceli		Santa Ana		
Gaytan, Maria		Godinez		
Gentile, Nicholas		Godinez		
Glabb, Scott		Santa Ana		
Golden, Darcee		Santa Ana		
Gomeztrejo, Fred		Lorin Grisnet		
Gordon, Roger		Saddleback		
Govier, Robert		Valley		
Green, Eric		Godinez		
Guerrero, Elizabeth		Century		

Mark A. McKinney, Associate Superintendent, Human Resources

CERTIFICATED PERSONNEL CALENDAR

Personnel Calendar
 Board Meeting - June 12, 2018

LAST NAME	POSITION	SITE	EFF. DATE	COMMENTS
SUMMER SCHOOL 2017-18 (Continued)				
Harris, Donzelle		Santa Ana		
Harrison, Thomas		Century		
Herrera-Torres, Evelyn		Godinez		
Hess, Thomas		Godinez		
Hinman, Robert		Santa Ana		
Humphrey, Geraldine		Valley		
Jimenez, Rocio		Santa Ana		
Johnston, Margery		Valley		
Jovel Ayala, Victor		Independent Study Program		
Kavati, Kamala		Santa Ana		
Kirchberg, John		Valley		
Koeler, James		Godinez		
Kong, Dawn		Saddleback		
Konstan, Mona		Valley		
Lapic, Andrew		Century		
Larragoiti, Nancy		Godinez		
Leung, Nancy		Valley		
Lillie, Brian		Santa Ana		
Loh, Brenda		Seegerstrom		
Lopez, Veronica		Valley		
Mackenzie, Marcus		Lorin Grisct		
Malagon, Arnulfo		Chavez		
Maldonado, Gloria		Chavez		
Martinez, Roman		Santa Ana		

Mark A. McKinney, Associate Superintendent, Human Resources

CERTIFICATED PERSONNEL CALENDAR

**Personnel Calendar
 Board Meeting - June 12, 2018**

LAST NAME	POSITION	SITE	EFF. DATE	COMMENTS
SUMMER SCHOOL 2017-18 (Continued)				
Mc Cook, Robert		Santa Ana		
McCamish, Scott		Valley		
McCluskey, Kameron		Lorin Grisnet		
Miranda, Ivan		Segerstrom		
Mirhashemi, Niloufar		Saddleback		
Mitsicourides, Alexander		Chavez		
Mohammadi, Mehdi		Lorin Grisnet		
Moreno, Edgard		Lorin Grisnet		
Munoz, Liana		Century		
Musngi, Noemi		Godinez		
Nguyen, Han		Saddleback		
Nguyen, Shiline		Chavez		
Nunez, Jesus		Valley		
Ortiz, Brenda		Valley		
Pena, Maricela		Lorin Grisnet		
Pena Munoz, Nidia		Segerstrom		
Perez, Enrique		Lorin Grisnet		
Pilon, Paul		Lorin Grisnet		
Pola, Kevin		Godinez		
Putros, Danial		Valley		
Quezada, Ana-Brenda		Saddleback		
Ramirez, Angelica		Segerstrom		
Ramirez, Robert		Santa Ana		
Ramirez, Steven		Century		
Ramos, Rafael		Chavez		

Mark A. McKinney, Associate Superintendent, Human Resources

CERTIFICATED PERSONNEL CALENDAR

Personnel Calendar

Board Meeting - June 12, 2018

LAST NAME	POSITION	SITE	EFF. DATE	COMMENTS
SUMMER SCHOOL 2017-18 (Continued)				
Reekers, Annie		Segerstrom		
Reuter, David		Santa Ana		
Reynoso, Jesse		Chavez		
Robinett, Melissa		Saddleback		
Robison, James		Chavez		
Rodriguez, Michael III		Independent Study		
Rodriguez-Thomas, Rocio		Program		
Romero, Analu		Valley		
Rush, Kathryn		Valley		
Salcedo, Margie		Chavez		
Scanlon, Brian		Santa Ana		
Schoonmaker, Rory		Valley		
Sechrest, Eric		Santa Ana		
Shelton, Arlyn		Chavez		
Shepherd, Christine		Segerstrom		
Sirgy, Michelle		Century		
Smith, Thomas		Century		
Snyder, William		Godinez		
Solares, Elizabeth		Godinez		
Sterner-Hargrave, Christy		Segerstrom		
Stevens, Kelly		Segerstrom		
Streckfus, Anne Marie		Century		
Stults-Cuamatzi, Nicole		Segerstrom		
Tagaloa, Joseph		Segerstrom		

CERTIFICATED PERSONNEL CALENDAR

Personnel Calendar

Board Meeting - June 12, 2018

LAST NAME	POSITION	SITE	EFF. DATE	COMMENTS
SUMMER SCHOOL 2017-18 (Continued)				
Tena, Daniel		Godinez		
Terich, Michael Jr.		Saddleback		
Terwilliger, Erik		Valley		
Tomala, Wendy		Saddleback		
Tran, Chi		Valley		
Trumbo, Richard		Valley		
Turner, Rosalind		Saddleback		
Urrea, Gustavo		Chavez		
Uytingco, Emmanuel		Segerstrom		
Valencia, Claudia		Segerstrom		
Vallejo, Eliana		Godinez		
Vela, Eddie		Segerstrom		
Volmer, Susan		Saddleback		
Walker, Sarah		Godinez		
Walle, Angelita		Santa Ana		
Warffuel, Mark		Santa Ana		
Watts, Matthew		Saddleback		
West, Jeffrey		Century		
White, Molly		Chavez		
Wong, David		Segerstrom		
Wood, Michael		Independent Study		
Wren, Christopher		Program		
You, Hahnuel		Chavez		
		Middle College		

Mark A. McKinney, Associate Superintendent, Human Resources

CERTIFICATED PERSONNEL CALENDAR

Personnel Calendar
 Board Meeting - June 12, 2018

LAST NAME	POSITION	SITE	EFF. DATE	COMMENTS
OFFER OF EMPLOYMENT				
Beaman, Francene	Teacher - Art of Animation	ROP	August 8, 2018 - May 31, 2019	Rehire - 44910
Erikson, Tom	Teacher - Criminal Justice	ROP	August 8, 2018 - May 31, 2019	Rehire - 44910
Fe, Helen	Teacher - Medical Assistant	ROP	August 8, 2018 - May 31, 2019	Rehire - 44910
Garcia, Jose	Teacher - Art of Graphic Design	ROP	August 8, 2018 - May 31, 2019	Rehire - 44910
Garcia, Saul	Teacher - Automotive	ROP	August 8, 2018 - May 31, 2019	Rehire - 44910
Heremans, Tiffany	Teacher - Culinary Arts	ROP	August 8, 2018 - May 31, 2019	Rehire - 44910
Holland, Cynthia	Teacher - Computer Technology	ROP	August 8, 2018 - May 31, 2019	Rehire - 44910
Nusbickel, Thomas	Teacher - Engineering	ROP	August 8, 2018 - May 31, 2019	Rehire - 44910
Ramirez, Steven	Teacher - Art of Graphic Design	ROP	August 8, 2018 - May 31, 2019	Rehire - 44910
Rich, Christine	Teacher - Computer Technology	ROP	August 8, 2018 - May 31, 2019	Rehire - 44910
Vu, Minh	Teacher - Engineering	ROP	August 8, 2018 - May 31, 2019	Rehire - 44910

Mark A. McKinney, Associate Superintendent, Human Resources

CLASSIFIED PERSONNEL CALENDAR

Personnel Calendar
Board Meeting - June 12, 2018

LAST NAME	POSITION	SITE	EFF. DATE	COMMENTS
RETIREMENT				
Flores, Teresa	Community Worker	Child Development	July 1, 2018	
RESIGNATIONS				
Ariaz, Ashlee	SSP Sp. Ed.	Mitchell	July 20, 2018	
Becerra Cordova, Maria	Activity Supervisor	Wilson	March 16, 2018	
Cardenas, Vanessa	SSP Sp. Ed.	Saddleback	May 31, 2018	
Garcia, Juana	Activity Supervisor	Jackson	May 31, 2018	
Lim, Michelle	Teacher's Aide	Child Development	January 1, 2018	
Martinez, Carlos	Activity Supervisor	Wilson	December 14, 2017	
Martinez Espinoza, Ana	Activity Supervisor	Heninger	May 18, 2018	
Montemayor, Princess Lauren	SSP Sp. Ed.	Esqueda	May 31, 2018	
39 MONTH REEMPLOYMENT (100 Day Differential)				
Coplan, David	Asst. Director of Food Services	Nutrition Services	May 25, 2018	
ABSENCE (3 to 20 duty days) Without Pay				
Ramirez, Elizabeth	Teacher's Aide	Carver	May 31, 2018 - June 4, 2018	Personal

Mark A. McKinney, Associate Superintendent, Human Resources

CLASSIFIED PERSONNEL CALENDAR

Personnel Calendar
 Board Meeting - June 12, 2018

LAST NAME	POSITION	SITE	EFF. DATE	COMMENTS
LEAVES (21 duty days or more) - Without Pay				
Azhar, Khadija	After School IP	King	August 13, 2018 - May 30, 2019	Personal
Ventresca, Daniella	Instr. Asst. DHH Work Training	Taft	August 13, 2018 - May 30, 2019	Personal
MILITARY LEAVE				
Lopez, Victoria	After School IP	Villa	May 11, 2018 - June 1, 2018	
PROBATIONARY APPOINTMENTS				
Cabrera, Karina	Teacher's Aide	ECE	May 21, 2018	Grade/Step 10/1 SASPOA
Contreras, Yesenia	School Police Officer	School Police Services	June 14, 2018	Grade/Step 1/1
Gonzalez, Mayra	District Centrex Operator	Human Resources	June 13, 2018	Grade/Step 20/1
Laguna, Thalia	Teacher's Aide	ECE	May 21, 2018	Grade/Step 10/1
Marroquin, Eileen	Site Clerk	Edison	June 13, 2018	Grade/Step 24/1
Moran, Luz	Site Clerk	Mendez	June 13, 2018	Grade/Step 24/1
Ojeda, Angel	School Police Officer	School Police Services	June 13, 2018	SASPOA 1/1
Ontiveros Salazar, Alberto	Custodian	Building Services	June 23, 2018	Grade/Step 23/1 + Diff.
Pantaleon, Daisy	Teacher's Aide	ECE	May 29, 2018	Grade/Step 10/1
Pilchowski, Ronald	HVAC Mechanic II	Building Services	June 13, 2018	Grade/Step 36/1

Mark A. McKinney, Associate Superintendent, Human Resources

CLASSIFIED PERSONNEL CALENDAR

Personnel Calendar
Board Meeting - June 12, 2018

LAST NAME	POSITION	SITE	EFF. DATE	COMMENTS
PROBATIONARY APPOINTMENTS (Continuation)				
St. Clair, Phil	Plumber II	Building Services	June 25, 2018	Grade/Step 36/4
PROMOTIONAL APPOINTMENTS				
Bazurto, Bobby	Roving Lead Custodian	Building Services	June 13, 2018	From Inter. Ld. Custodian/ MacArthur Grade/Step 25/6 + Diff. to Grade/Step 28/6 + Diff.
Garcia, Jasmine	Site Coordinator	After School Programs	May 17, 2018	From After School IP Grade/Step 16/3 to \$25 hourly rate
Gonzalez, Gladys	Roving Lead Custodian	Building Services	June 13, 2018	From Custodian Grade/Step 23/3 + Diff. to Grade/Step 28/2 + Diff.
Lara, Nellie	Lead Credentials Technician	Human Resources	June 13, 2018	From Credentials Technician Grade/Step 32/6 + Bil. to Grade/Step 34/6

Mark A. McKinney, Associate Superintendent, Human Resources

CLASSIFIED PERSONNEL CALENDAR

Personnel Calendar

Board Meeting - June 12, 2018

LAST NAME	POSITION	SITE	EFF. DATE	COMMENTS
PROMOTIONAL APPOINTMENTS (Continuation)				
Prado Ramirez, Luis	Help Desk Technician	Information Tech. Center	June 13, 2018	From Computer Tech./Valley Grade/Step 28/6 to Grade/Step 36/3
Rios, Gabriella	Admin. Secretary	School Climate	June 13, 2018	From Dept. Spec. Grade/Step 28/6 to Grade/Step 30/6
REASSIGNMENTS				
Bejar, Jose	Lead Custodian High School	Building Services	June 13, 2018	From Rv. Ld. Custodian
Capacete, Cristina	After School IP	Villa	May 25, 2018	From Itinerant
Da Costa, Sasha	Headstart Teacher	Child Development	May 25, 2018	From Itinerant
Escobedo Gomez, Miriam	After School IP	After School Programs	April 25, 2018	From Itinerant
Figuerroa, Roxana	SSP Sp. Ed.	Special Ed.	March 5, 2018	From Villa
Garcia, Kessia	Headstart Teacher	Child Development	May 25, 2018	From Itinerant
Marquez, Gaudencio	Social Services Specialist	PSS	January 1, 2018	From School Climate
Ornelas, Crescenciano	Attendance Fieldworker	PSS	January 1, 2018	From School Climate

CLASSIFIED PERSONNEL CALENDAR

Personnel Calendar

Board Meeting - June 12, 2018

LAST NAME	POSITION	SITE	EFF. DATE	COMMENTS
REASSIGNMENTS (Continuation)				
Sanchez, Michelle	After School IP	After School Programs	April 17, 2018	From Garfield
Schneider, Kathleen	Department Specialist	PSS	January 1, 2018	From School Climate
Valdez, Andrew	Plant Custodian Elem.	Lincoln	June 13, 2018	From Rv. Ld. Custodian
REAPPOINTMENTS (Returned from Leave)				
Burt, Jennifer	SSP Sp. Ed.	Fremont	May 15, 2018	
Nuñez, Alvaro	Instr. Asst. Severely Dis.	Carr	May 15, 2018	
ADJUSTMENT OF WORKING ASSIGNMENT				
Gil, Jesse	Custodian	Building Services	June 13, 2018	From 11.5 months to 12 months
TEMPORARY ASSIGNMENTS				
Amezcuca, Jorge	Plant Custodian Elem.	Building Services	June 1, 2018 - June 8, 2018	Grade/Step 28/3
Espino, Hugo	Lead Custodian HS	Building Services	June 1, 2018 - June 29, 2018	Grade/Step 28/5

CLASSIFIED PERSONNEL CALENDAR

Personnel Calendar
 Board Meeting - June 12, 2018

LAST NAME	POSITION	SITE	EFF. DATE	COMMENTS
TEMPORARY ASSIGNMENTS (Continuation)				
Garcia, Jasmine	Site Coordinator	After School Programs	May 9, 2018 - May 16, 2018	\$25 hourly rate
Goddard, Joshua	Asst. Director Food Services	Nutrition Services	June 1, 2018 - June 29, 2018	Level 38/1
Gonzalez, Gladys	Roving Lead Custodian	Building Services	June 1, 2018 - June 12, 2018	Grade/Step 28/2 + Diff.
Hernandez, Cynthia	School Office Manager Elem.	Muir	April 1, 2018 - April 22, 2018	Grade/Step 28/6
Hill, Donald	Roving Lead Custodian	Building Services	June 1, 2018 - June 29, 2018	Grade/Step 28/5 + Diff.
Mendez Herrera, Jose	Delivery Driver	Nutrition Services	May 11, 2018 - May 18, 2018	Grade/Step 24/3
Nieto, Ricardo	Food Service Field Supervisor	Nutrition Services	June 1, 2018 - June 29, 2018	Grade/Step 40/2
Olivares, Armando	Plant Custodian Elem.	Lincoln	May 7, 2018 - June 29, 2018	Grade/Step 28/5
Perez, Samuel	Manager of Custodial Services	Building Services	May 15, 2018 - June 11, 2018	Level 22/1
Quezada, Xylon	Manager of Food Services Operations	Nutrition Services	June 1, 2018 - June 29, 2018	Level 25/1
Ramirez, Sara	Nutrition Svcs. Lead Prod. Kitchen	Nutrition Services	April 9, 2018 - April 16, 2018	Grade/Step 21/2
Salcedo, Eric	Roving Lead Custodian	Edison	May 15, 2018 - June 11, 2018	Grade/Step 28/2 + Diff.

CLASSIFIED PERSONNEL CALENDAR

Personnel Calendar
 Board Meeting - June 12, 2018

LAST NAME	POSITION	SITE	EFF. DATE	COMMENTS
HOURLY APPOINTMENTS				
Hernandez, Jose	Instr. Asst. Provider	Valley	May 21, 2018	Grade/Step 16/1
Vicente, Liliana	Instr. Asst. Provider	McFadden	May 22, 2018	Grade/Step 16/1
ATHLETIC SPECIALIST				
Carmona, Ramon	Asst. Football Coach	Godinez	May 14, 2018	\$28.04
Garcia, Anthony	Asst. Football Coach	Godinez	May 14, 2018	\$28.04
Hernandez, Sebastian	Head Coach Football	Godinez	May 14, 2018	\$33.64
Storay, Dwight	Asst. Football Coach	Godinez	May 14, 2018	\$28.04

RESOLUTION NO. 17/18 – 3243

BOARD OF EDUCATION, SANTA ANA UNIFIED SCHOOL DISTRICT

ORANGE COUNTY, CALIFORNIA

**Resolution to Support Assembly Bill 2808:
Full and Fair Funding for Public Education**

Whereas, The Santa Ana Unified School District has jurisdiction over 56 schools serving the ninth largest student population in California with 50,000 students and has always made learning its single most priority for students, families, teachers and staff; and

Whereas, The Santa Ana Unified School District is committed to providing a learning environment so all students can excel academically; and

Whereas, The Santa Ana Unified School District is committed to providing a learning environment for all District employees; and

Whereas, The Santa Ana Unified School District is committed to providing a learning environment for all families; and

Whereas, The Santa Ana Unified School District is committed to informing District families and the Santa Ana community of the educational pathways and options available to provide a learning environment for all students while attending our schools; and

Whereas, In 2013-14, California enacted the Local Control Funding Formula (LCFF), replacing the state's categorical grant education funding model. LCFF was designed to provide districts with greater discretion over how funds are utilized to educate students at the local level, with an emphasis on providing additional resources to students with the greatest needs. The new funding formula promised to return districts to their 2007-08 funding level, over the course of seven years, fully funding targets by 2020-21; and

Whereas, In the 2018-19 budget, the Governor has proposed to fully fund LCFF 2 years ahead of schedule, dedicating \$3 billion in new funding to the formula. However, at full implementation of LCFF, California will still retain among the lowest per-pupil funding rates in the nation. California school districts will continue to face a dilemma: the inadequacy of base funding to cover rising fixed costs imposed since the creation of the LCFF; and

Whereas, Assembly Bill 2808 establishes new, higher LCFF base rate targets funded by growth in the Proposition 98 guarantee to address districts' fixed cost needs and to set forth goals for California to attain, at the very least, the national average in per pupil funding. In its 2018-19 Proposition 98 Education Analysis, the LAO noted that, "Increased base rates would provide both high-and low-poverty districts additional general purpose funding to accommodate these cost pressures"; and

Whereas, All districts would benefit from increased investments to public education for a variety of purposes, including: scaling up high school programs to offer a full range of college and career preparation options; additional support for special education; additional support for English language learners; providing a broad range of professional development opportunities for new and veteran teachers; and implementing other strategies designed to enhance student achievement and close the achievement gap; and

June 12, 2018

Whereas, Assembly Bill 2808 uses the existing Local Control Funding Formula and proposes a 60% increase to the 2018-19 cost of LCFF, which is equal to approximately \$35 billion above the current funding level. The funding increase is intended to ensure that districts are able to cover increased fixed costs by dedicating 84% of the funds, equal to nearly \$30 billion, to the Base Grant, which provides the greatest spending flexibility for districts; and

Whereas, Assembly Bill 2808 is also intended to bring California up to the national average in per pupil spending. Once the target funding levels established in the bill have been reached, average per pupil spending in California will be increased to nearly \$13,000.

Be it Resolved, That the Santa Ana Unified School District Board of Education reaffirms its commitment to learning; and

Be it Resolved further. That the Santa Ana Unified School District Board of Education urges the Governor of California, and the California State Legislature to provide bi-partisan support for the passage of Assembly Bill 2808: Full and Fair Funding for Public Education; and

Be it Resolved further. That the Santa Ana Unified School District Board of Education urges the Governor of California, California State Legislature, California State School Superintendent and the California Department of Education to earmark full and fair funding directly to support public education; and

Be it Finally Resolved, That the Santa Ana Unified School District Board of Education instructs the Superintendent that this resolution be transmitted to the Governor of California, members of the Orange County State Legislative Delegation, the California Department of Education, California State School Superintendent, members of the California Board of Education, Orange County School Superintendent, the members of the Orange County Board of Education, all Orange County Public School District Superintendents and the members of their school boards.

Upon motion of Member Palacio and duly seconded, the foregoing Resolution was adopted by the following vote: 4-1

AYES: Amezcua, Rodriguez, Alvarez, Palacio

NOES: Iglesias

ABSENT


STATE OF CALIFORNIA)

) ss.

COUNTY OF ORANGE)

I, Alfonso Alvarez, Ed.D., Clerk of the Board of Education of the Santa Ana Unified School District of Orange County, California, hereby certify that the above and foregoing Resolution was duly adopted by the said Board at a regular meeting thereof held on the 12 day of June, 2018, and passed by a vote of 4-1 of said Board.

IN WITNESS WHEREOF, I have hereunto set my hand this 12 day of June, 2018.



Alfonso Alvarez, Ed.D.
Clerk, Board of Education
Santa Ana Unified School District

1 RESOLUTION NO. 17/18-3244

2 BOARD OF EDUCATION

3 SANTA ANA UNIFIED SCHOOL DISTRICT

4 ORANGE COUNTY, CALIFORNIA


5
6 Order of Biennial Trustee Election and Specifications
7 of the Election Order
8

9 WHEREAS, the election of Governing Board members is ordered by law
10 pursuant to §5000 of the Education Code to fill the office of members whose
11 terms expire on December 7, 2018, next succeeding the election,
12

13 NOW BE IT RESOLVED that pursuant to the authority of Education Code
14 §5304 and §5322, the County Superintendent of Schools, Orange County, is
15 hereby informed of the specifications of the election order for the forthcoming
16 Biennial Governing Board Election to be held on Tuesday, November 6, 2018.
17

18 The County Superintendent is further ordered to consolidate this election
19 in accordance with Education Code Sections 5340 and 5342.
20

21 Dated this 12 day of June, 2018.
22
23
24
26



Alfonso Alvarez, Ed.D.
Clerk, Board of Education
Santa Ana Unified School District

RESOLUTION NUMBER 17/18-3244

Excerpt from the Journal of the Board of Education of the Santa Ana Unified School District of Orange County, State of California, for a Board meeting held on the 12 day of June 2018, at 6:00 p. m., at which the following members were:

PRESENT: Amezcuca, Rodriguez, Alvarez, Iglesias, Palacio

ABSENT: _____


On motion of Member Amezcuca, seconded by Member Rodriguez, a Resolution and Order of Election and Specifications of the Election Order was adopted by the following vote: 5-0

AYES: MEMBERS Amezcuca, Rodriguez, Alvarez, Iglesias, Palacio

NOES: MEMBERS _____

ABSENT: MEMBERS _____

Certified a correct copy this 12 day of June, 2018.



Alfonso Alvarez, Ed.D.
Clerk, Board of Education
Santa Ana Unified School District



Santa Ana Unified School District

BOARD POLICY NO: 5131.62

EFFECTIVE: 06/12/18

REVIEWED: 05/24/18

SUBJECT: Tobacco

CATEGORY: Students

RESPONSIBLE OFFICE(S): K-12 School Performance and Culture, Pupil Support Services

SCOPE:

The Governing Board recognizes that tobacco use presents serious health risks and desires to ensure that, through adoption of consistent policies and education students are made aware of those risks and, to the extent possible, protected from them. (ct. 3513.3- Tobacco-Free Schools)

POLICY:

The Superintendent or designee shall provide prevention, intervention, and cessation education, information, activities, and/or referrals to district or community programs and shall ensure consistent enforcement of district policies prohibiting student possession and use of tobacco products. The district shall provide developmentally appropriate tobacco-use prevention instruction for students at selected grade levels from K-12. Such instruction will be aligned with state standards and the state curriculum framework for health education and with any requirements of state and/or federal grant programs in which the district participates.

The Superintendent or designee shall select tobacco-use prevention programs based on the model program designs identified by the California Department of Education (CDE) and may adapt the model to meet district needs. (Health and Safety Code 24197)

The Superintendent or designee shall not accept for distribution any materials from the tobacco industry or from any entity which is known to have received funding from the tobacco industry.

Students shall not smoke, chew, vape or possess any products containing tobacco or nicotine products on school property or during school hours, at school-sponsored events, or while under the supervision of district employees. Students who violate this prohibition shall be subject to disciplinary procedures which may result in suspension from school. (ci. 5131.71- Zero Tolerance) (cl. 5144.1- Suspension and Expulsion/Due Process) The district may provide or refer students to counseling, intensive education, and other intervention services to assist in the cessation of tobacco use. Such interventions services may be provided as an alternative to suspension.

Parents will be provided educational material, resources and linkages to interventions for their child for tobacco related offenses.



Santa Ana Unified School District

BOARD POLICY NO: 5131.62

EFFECTIVE: 06/12/18

REVIEWED: 05/24/18

SUBJECT: Tobacco

CATEGORY: Students

RESPONSIBLE OFFICE(S): K-12 School Performance and Culture, Pupil Support Services

DESIRED OUTCOME:

Reduce the exposure and experimentation with tobacco related products in order to promote the health and well-being of students. In order to evaluate the effectiveness of the district's program and ensure accountability, the Superintendent or designee shall biennially administer the California Healthy Kids Survey or other appropriate student survey at selected grade levels in order to assess student attitudes toward tobacco and student use of tobacco.

IMPLEMENTATION GUIDELINES AND ASSOCIATED DOCUMENTS:

CALIFORNIA DEPARTMENT OF EDUCATION PUBLICATIONS

TUPE Acceptance of Funds Guidance

Health Education Content Standards for California Public Schools: Kindergarten – Grade 12, 2008

Health Framework for California Public Schools: Kindergarten- Grade 12, 2008

Getting Results: Part II California Action Guide to Tobacco Use Prevention Education, 2000

Guidebook for the California Healthy Kids Survey

WEB SITES

California Department of Education, Tobacco-Use Prevention Education:

California Department of Public Health, Tobacco Control:

California Healthy Kids Survey:

Centers for Disease Control and Prevention, Smoking and Tobacco Use:

US Surgeon General

Legal Reference:

EDUCATION CODE

8900 Suspensions or expulsions (grounds)

48900.5 Suspension, limitation on imposition; exception

48901 Smoking or use of tobacco prohibited

51202 Instruction in personal or public health and safety

60041 Instructional materials, portrayal of effects of tobacco use

BUSINESS AND PROFESSIONS CODE

22950.5 Stop Tobacco Access to Kids Enforcement Act; definitions

HEALTH AND SAFETY CODE

104350-104495 Tobacco-use prevention education



Santa Ana Unified School District

BOARD POLICY NO: 5131.62

EFFECTIVE: 06/12/18

REVIEWED: 05/24/18

SUBJECT: Tobacco

CATEGORY: Students

RESPONSIBLE OFFICE(S): K-12 School Performance and Culture, Pupil Support Services

104559 Tobacco use prohibition

119405 Unlawful to sell or furnish electronic cigarettes to minors

PENAL CODE

308 Minimum age for tobacco possession

CODE OF REGULATIONS, TITLE 17

6800 Definition, health assessment

6844-6847 Child Health and Disability Prevention Program; health assessments

UNITED STATES CODE, TITLE 20

7111-7122 Student Support and Academic Enrichment Grants

CODE OF FEDERAL REGULATIONS, TITLE 21

1140.1 – 1140.34 Unlawful sale of cigarettes and smokeless tobacco to minors

ATTORNEY GENERAL OPINIONS

88 Ops.Cal.Atty.Gen 8 (2005)

ADOPTION AND REVISION HISTORY:

(4-98) 06-18

AGENDA ITEM BACKUP SHEET
June 26, 2018

Board Meeting

TITLE: Approval to Reschedule July 24, 2018 Regular Board Meeting to July 16, 2018

ITEM: Consent

SUBMITTED BY: Stefanie P. Phillips, Ed.D., Superintendent

BACKGROUND INFORMATION:

The purpose of this agenda item is to seek approval to reschedule the July 24, 2018 Regular Board Meeting to July 16, 2018 to enable Board members to attend a conference aligned with the district's vision and goals.

RATIONALE:

Board members Amezcua and Iglesias will attend the Harvard Graduate School of Education – Professional Education / Family Engagement in Education July 23-26, 2018 in Cambridge, Massachusetts. This conference will help develop a common knowledge and understanding of an issue and/or engage in team-building exercises and the need to obtain specific knowledge and skills. The Board approved this conference attendance at its May 22, 2018 Board Meeting.

FUNDING:

No Fiscal Impact

RECOMMENDATION:

Approve to reschedule the July 24, 2018 Regular Board Meeting to July 16, 2018.

**AGENDA ITEM BACKUP SHEET
June 26, 2018**

Board Meeting

TITLE: Acceptance of Gifts in Accordance with Board Policy (BP) 3290 – Gifts, Grants, and Bequests

ITEM: Consent

SUBMITTED BY: Alfonso Jimenez, Ed.D., Deputy Superintendent, Educational Services

BACKGROUND INFORMATION:

The purpose of this agenda item is to seek Board acceptance of gifts, grants, and bequests on behalf of school sites and the District. For purposes determining the estimated value of gift, the District does not perform an appraisal or other such valuation, rather simply reports the value of the gift as provided by the donor.

RATIONALE:

The Board may accept any bequest or gift of money or property on behalf of the District. While greatly appreciating suitable donations, the Board discourages any gifts which may directly or indirectly impair its commitment to provide equal educational opportunities for all District students. The Board shall carefully evaluate any conditions or restrictions imposed by the donor in light of District philosophy and operations. If the Board believes the District will be unable to fully satisfy the donor’s conditions, the gift shall not be accepted. Gift books and instructional materials shall be accepted only if they meet District criteria. At the Superintendent or designee’s discretion, a gift may be used at a particular school.

LCAP Goal 3.10: “Support the enhancement of school climate through smooth operations and processes.”

FUNDING:

No Fiscal Impact

RECOMMENDATION:

Accept gifts in accordance with Board Policy (BP) 3290 – Gifts, Grants, and Bequests

AJ:mo

ITEM SUMMARY:
<ul style="list-style-type: none"> • If the value of a gift exceeds \$500, the Superintendent shall bring the nature of the gift, with a specific recommendation, to the Board of Education for approval. The gifts under this item are all valued at more than \$500. • Total donated: \$40,148.50 • 2017-18 total donations to-date: \$503,930.25

SANTA ANA UNIFIED SCHOOL DISTRICT
GIFTS RECOMMENDED FOR ACCEPTANCE – June 26, 2018

School/Department:	Gift:	Amount:	Donor:	Used For:
Heninger Elementary School		\$2,250	Capital Group 400 South Hope Street Los Angeles 90071	Field Trips/ Garden
Madison Elementary School		\$2,686	Fiesta de Carnival 11278 Los Alamitos Blvd., #101 Los Alamitos 90720	Teacher appreciation, classified appreciation, parent appreciation, and student incentives and rewards
Monte Vista Elementary School		\$2,000	Angels Baseball Foundation, Inc. 2000 Gene Autry Way Anaheim 92806	Student academic related programs and activities
Saddleback High School		\$500	Vietnam Veterans of America, Inc. 5651 Via Ceresa Yorba Linda 92886	NJROTCS Team purchases and supplies for events
Segerstrom High School		\$952.50	Crystal Cove Conservancy 35 Crystal Cove Newport 92657	Instructional Supplies
Segerstrom High School		\$1,500	College Board 250 Vesey Street New York, NY 10281	Instructional Supplies
Spurgeon Intermediate School		\$1,060	Donors Choose 134 W. 37 th Street 11 th Floor New York, NY 10018	Field trip to the Getty Museum

Santa Ana Unified School District	2018 Chevy Sonic	\$19,200 (value determined by owner)	Cindy Hamlin, Long Family Foundation c/o Guaranty Chevrolet P.O. Box 11566 Claremont, CA 91711-4612	Perfect Attendance Car Give Away
June 26, 2018 Donations		\$30,148.50		
2017-18 Total Donations		\$493,930.25		

For purposes of determining the estimated value of a gift, the District does not perform an appraisal or other such valuation, rather simply reports the value of the gift as provided by the donor.

AJ:mo

AGENDA ITEM BACKUP SHEET
June 26, 2018

Board Meeting

TITLE: **Approval of Submission of Part I, Consolidated Application and Reporting System for Funding to California State Department of Education for 2018-19 School Year**

ITEM: **Consent**

SUBMITTED BY: **Alfonso Jimenez, Ed.D., Deputy Superintendent, Educational Services**

PREPARED BY: **Nuria Solis, Director, EL Programs and Student Achievement**

BACKGROUND INFORMATION:

The purpose of this agenda item is to seek Board approval to submit Part I of the Consolidated Application and Reporting System (CARS) to the California State Department of Education (CDE) for the 2018-19 school year. This approval will allow for continued funding for major Federal categorical programs. The CARS serves as the District's intention to participate in the following categorical programs:

ITEM SUMMARY:

Districts that receive federal funding are required to complete and submit the CARS twice a year for continued federal categorical programs funding.

FEDERAL CATEGORICAL PROGRAMS FUNDED THROUGH CONAPP
ESSA, Title I, Part A, Academic Achievement of the Disadvantaged
ESSA, Title II, Part A Improving Teacher Quality
ESSA, Title III, Part A, Language Instruction, EL
ESSA, Title III, Part A, Immigrant
ESSA, Title IV, Part A Student Support and Academic Enrichment

RATIONALE:

The Consolidated Categorical Aid Programs application for funding is divided into two portions:

Part I, due to the CDE by June 30, 2018, provides the basic school-level participation data needed by the California Department of Education for presentation to the legislature and federal officials.

Part II, once the District receives official 2018-19 allocations, funding level per site will be incorporated into the second part of the application process. CARS Part II, includes specific school-level categorical budgets and 2017-18 carryover information, which will be submitted to the CDE prior to the Winter of 2019.

LCAP goal 2.1: “Ensure access to the core instructional program by providing highly qualified teachers at each site to ensure full implementation of the new CA State Standards and assessments.”

FUNDING:

No Fiscal Impact

RECOMMENDATION:

Approve submission of Part I of the Consolidated Application and Reporting System to the California State Department of Education for the 2018-19 school year.

DH:NS:lr

AGENDA ITEM BACKUP SHEET
June 26, 2018

Board Meeting

TITLE: **Approval of Student Expulsions for Violation of California Education Code Sections 48900, 48900.2, 48900.3, 48900.4, 48900.7, and/or 48915(c) According to Board Policy 5144.1**

ITEM: **Consent**
SUBMITTED BY: **Sonia Llamas, Ed.D., L.C.S.W., Assistant Superintendent, K-12 School Performance and Culture**

BACKGROUND INFORMATION:

The purpose of this agenda item is to seek Board approval of student expulsions for violation of Education Code Sections 48900, 48900.2, 48900.3, 48900.4, 48900.7, and/or 48915(c).

ITEM SUMMARY:
<ul style="list-style-type: none"> • Number of students: <u>3</u> • Eligible to reapply: <u>06/26/19</u> and <u>01/07/19</u> • Placement: <u>REACH</u>

RATIONALE:

The following students were recommended for expulsion from the District for various terms. The students received a hearing before the administrative hearing panel, which found students to have received due process and to be guilty of the charges brought forth. The panel has recommended the respective expulsion terms and remediation conditions for Board approval.

LCAP goal 3.0: “All students and staff will work in a healthy, safe, and secure environment that supports learning.”

FUNDING:

No Fiscal Impact

RECOMMENDATION:

Approve the student expulsions for violation of the California Education Code Sections 48900, 48900.2, 48900.3, 48900.4, 48900.7, and/or 48915(c) according to Board Policy 5144.1.

Recommendations for Expulsions

Board Meeting: June 26, 2018

	<u>Student Name</u>	<u>School/Grade</u>	<u>Charges</u>	<u>Recomm. Options</u>	<u>Placement</u>	<u>Date Eligible to Reapply</u>
1.	439388	Lathrop/6	A, B	2A	REACH	06/26/19
2.	340595	Segerstrom/11	C	2	REACH	01/07/19
3.	357747	Valley/9	B	2A	REACH	06/26/19

SUMMARY LIST OF SUBDIVISIONS UNDER THE CALIFORNIA EDUCATION CODE, SECTION 48900

- | | |
|--|--|
| (A) Caused, attempted, or threatened to cause physical injury | (N) Committed or attempted to commit a sexual assault as defined by PC 261 or sexual battery PC 243.4 |
| (B) Possessed, sold, furnished a weapon, dangerous object, explosives | (O) Harassed, threatened or intimidated a student who is a complaining witness in a school disciplinary proceeding for the purpose of either preventing that student by being a witness or retaliating against that student by being a witness |
| (C) Possessed, used, sold, furnished, or under the influence of any controlled substance (e.g. marijuana, cocaine, alcohol, intoxicants). | (P) Offering to sell or selling SOMA |
| (D) Offered, arranged, or negotiated to sell any controlled substance and then either sold, delivered or otherwise furnished to any person another liquid, substance, or material and represented the liquid, substance, or material as a controlled substance | (Q) Hazing |
| (E) Committed or attempted to commit robbery or extortion | (R) Engaged in the act of bullying, included but not limited to, bullying committed by means of an electronic act, as defined in subdivisions (f) and (g) of section 32261, directed specifically toward a pupil or school personnel |
| (F) Caused or attempted to cause damage to school or private property | (T) Aids or abets in physical injury |
| (G) Stole or attempted to steal school or private property | (.2) Engaged in sexual harassment (Grades 4-12 only), vulgarity |
| (H) Possessed or used tobacco or tobacco products | (.3) Engaged in hate crime (Grades 4-12 only) |
| (I) Committed an obscene act or engaged in habitual profanity or vulgarity | (.4) Harassment, threat, intimidation (Grades 4-12 only) |
| (J) Possessed, offered, or arranged to sell paraphernalia | (.7) Terrorist threats against school officials, school property or both |
| (K) Disrupted school activities or willfully defied valid authority | |
| (L) Knowingly received stolen school or private property | |
| (M) Possessed an imitation firearm | |

EXPULSION RECOMMENDATIONS

- Option 1 to expel for one semester
- Option 1A to expel for one semester and suspend enforcement of the expulsion order
- Option 2 to expel for two semesters
- Option 2A to expel for one calendar year (from the date of the Board meeting)
- Option 3 to expel for two semesters and suspend enforcement of the entire expulsion order
- Option 4 to expel for two semesters and suspend enforcement of the second semester of the expulsion order
- Option 5 to reject the Findings of Fact and not expel (only the Board can recommend this Option)

AGENDA ITEM BACKUP SHEET
June 26, 2018

Board Meeting

TITLE: **Approval of Extended Field Trip(s) in Accordance with Board Policy (BP) 6153 – School-Sponsored Trips and Administrative Regulation (AR) 6153.1 – Extended School-Sponsored Trips**

ITEM: **Consent**

SUBMITTED BY: **Sonia R. Llamas, Ed.D., L.C.S.W., Assistant Superintendent, K-12 School Performance and Culture**

BACKGROUND INFORMATION:

The purpose of this agenda item is to seek Board approval of extended field trip(s) for the school(s) listed. An extended school-sponsored trip requires the approval of the Board of Education. A trip is considered to be an extended school - sponsored trip when it takes students beyond neighboring counties or is over night.

ITEM SUMMARY:

- 1 field trips for approval
- Schools requesting: Valley
- 1 student in total
- 4 certificated and 0 classified chaperones in total
(At least 1 certificated staff member is assigned to each field trip per BP)
- \$2,000 total cost of field trips

RATIONALE:

The Board recognizes that school-sponsored trips are important components of student development. In addition to supplementing and enriching classroom learning experiences, such trips encourage new interests among students, make them more aware of community resources, and help students relate school experiences to the outside world. The Board believes that careful planning can greatly enhance the value and safety of such trips. All trips involving out-of-state or overnight travel shall require prior approval of the Board. Approval is contingent upon national and international safety and security at the time of the trip.

Board Policy (BP) 6153 and Administrative Regulation (AR) 6153.1 require a parent waiver for school-sponsored trips. Trained staff will be employed by the hosting organization and will provide 24-hour supervision to the students. Parents have given permission for students to attend the trip under this provision. No eligible student will be denied the opportunity to attend.

FUNDING:

Various Funding Sources

RECOMMENDATION:

Approve the extended field trip(s) in accordance with Board Policy (BP) 6153 – School-Sponsored Trips and Administrative Regulation (AR) 6153.1 – Extended School-Sponsored Trips.

SANTA ANA UNIFIED SCHOOL DISTRICT - EXTENDED FIELD TRIPS
 RECOMMENDED FOR APPROVAL - June 26, 2018

Date:	Schools/Location:	Funding and Cost:	Student(s):	Staff and Chaperone:
May 30-June 3, 2018 (Wednesday - Sunday) Ratification	Valley High School CIF State Track & Field Meet Buchanan High School Clovis, CA	\$400.00 per student (s) (cost paid by CIF)	1	4

Funding and costs for participation in educational activities related to field trips are in compliance with the ACLU settlement.

Agenda Item Backup Sheet

- ITEM:** Request of extended field trip for a Valley High School student athlete to compete in the CIF State Track and Field Meet at Buchanan High School Stadium in Clovis, California on May 30-June 3, 2018.
- OVERVIEW:** Valley High School is requesting their student athletes to compete in the CIF State Track and Field Meet in Clovis, California.
- RATIONALE:** Valley High School has two athletes who have qualified to compete in the CIF State Track and Field Meet in Clovis, CA.
- PARTICIPANTS:** 4 students and 4 chaperones (4 certificated)
- COSTS:** \$400.00 per student - To include travel, lodging, and meals
- *FUNDING:** Cost paid by CIF funds
- RECOMMENDATION:** Approve the request of the extended field trip for a Valley High School student athlete to compete in the CIF State Track and Field Meet at Buchanan High School Stadium in Clovis, California on May 30-June 3, 2018.

AGENDA ITEM BACKUP SHEET
June 26, 2018

Board Meeting

TITLE: **Approval of Agreement with Orange County Superintendent of Schools, Region 9 Local Educational Consortium for Administration of School-Based Medi-Cal Administrative Activities**

ITEM: **Consent**

SUBMITTED BY: **Sonia R. Llamas, Ed.D., L.C.S.W., Assistant Superintendent, K-12 School Performance and Culture**

PREPARED BY: **Heidi Cisneros, Executive Director, Pupil Support Services**

BACKGROUND INFORMATION:

The purpose of this agenda item is to seek Board approval of a continuing agreement with the Orange County Department of Education for Administration services for the School-Based Medi-Cal Administrative Activities (SMAA) program as described in the California Welfare and Institution Code, Section 14132.47 (c) (1).

RATIONALE:

To continue participation in claiming funds through SMAA, the District must have an agreement with the Region 9 Local Education Consortium (LEC) to facilitate communication and payment of funds through the State.

Districts receive federal reimbursement when staff provides outreach and referrals to families for accessing physical health, mental health, and substance abuse services. To document staff's SMAA, the Random Moment Time Survey (RMTS), is used to query staff about their outreach and referral activities.

In the 2017-2018 school year, the District received \$1,549,019 in SMAA reimbursement for invoices submitted from the 2014-15 and 2015-16 school years.

FUNDING:

OCDE Reimbursement: Determined by 2017-18 SMAA Invoices

ITEM SUMMARY:
<ul style="list-style-type: none"> • Contract Starts: <u>July 1, 2018</u> • Contract Ends: <u>June 30, 2019</u> <p>Program provides federal reimbursement for health related administrative activities performed by District staff for outreach to families that will assist them in accessing physical, mental health, and substance abuse services.</p>

RECOMMENDATION:

Approve the agreement with the Orange County Superintendent of Schools, Region 9 Local Educational Consortium for Administration of School-Based Medi-Cal Administrative Activities.

SL:HC:SP:sz

2 SANTA ANA UNIFIED SCHOOL DISTRICT
3 SCHOOL-BASED MEDI-CAL ADMINISTRATIVE ACTIVITIES (SMAA)
4 PARTICIPATION AGREEMENT

5 This AGREEMENT is hereby entered into this 1st day of July, 2018,
6 by and between the Orange County Superintendent of Schools, 200 Kalmus
7 Drive, Costa Mesa, California 92626, Region 9 Local Educational
8 Consortium (LEC), hereinafter referred to as SUPERINTENDENT, and the
9 Santa Ana Unified School District, 1601 East Chestnut Avenue, Santa
10 Ana, California 92701, hereinafter referred to as DISTRICT.
11 SUPERINTENDENT and DISTRICT shall be collectively referred to as the
12 Parties.

13 WITNESSETH:

14 WHEREAS, SUPERINTENDENT has entered into an Agreement with the
15 California State Department of Health Care Services, hereinafter
16 referred to as STATE, which is incorporated herein by this reference,
17 to serve as the Local Educational Consortium (LEC) for the Region 9
18 in accordance with the California Welfare and Institutions Code
19 Section 14132.47(c) (1); and

20 WHEREAS, SUPERINTENDENT has been designated by the STATE to
21 represent school districts and county offices located in Region 9,
22 hereinafter referred to as LEA (Local Education Agency) to administer
23 School-based Medi-Cal Administrative Activities (SMAA) described as
24 Administrative Claiming process in the California Welfare and
25 Institutions Code Section 14132.47(c) (1); and

WHEREAS, the goal of the School-based Medi-Cal Administrative
Activities (SMAA) Program is to improve the availability and

1 accessibility of Medi-Cal services to Medi-Cal eligible and
2 potentially eligible individuals, and their families where
3 appropriate, served by the SUPERINTENDENT and participating LEA'S; and

4 WHEREAS, DISTRICT is providing School-based Medi-Cal
5 Administrative Activities and wishes to participate in the School-
6 based Medi-Cal Administrative Activities Program.

7 NOW, THEREFORE, the Parties hereby agree as follows:

8 1.0 TERM. The term of this AGREEMENT shall be for a period of one
9 (1) year commencing on July 1, 2018, and ending on June 30, 2019,
10 subject to termination as set forth in this AGREEMENT.

11 2.0 RESPONSIBILITIES OF SUPERINTENDENT.

- 12 a. Responsibilities of SUPERINTENDENT and DISTRICT will be
13 amended as necessary to comply with all Federal, state
14 and SUPERINTENDENT'S program requirements.
- 15 b. "Certify" to the STATE the amount of DISTRICT Is general
16 funds or any other funds allowed under Federal law and
17 regulation expended on the allowable "Program
18 activities".
- 19 c. Certify to the STATE the availability and expenditure of
20 one hundred percent (100%) of the non-Federal cost of
21 performing Program activities.
- 22 d. Certify to the STATE that DISTRICT expenditures represent
23 costs that are eligible for Federal financial
24 participation for that fiscal year.
- 25 e. Act as liaison between STATE and DISTRICT.

- 1 f As mandated, provide a software platform through a third
2 party vendor, through which the DISTRICT shall utilize
3 the Random Moment Time Survey (RMTS) process. Although
4 the SUPERINTENDENT will make every reasonable effort to
5 facilitate the use of the software platform, the
6 SUPERINTENDENT is not responsible for problems resulting
7 from software platform or system errors.
- 8 g. Represent DISTRICT'S issues, concerns, and questions at
9 scheduled statewide LEC Advisory Committee meetings,
10 STATE meetings, and SMAA Program work groups.
- 11 h. As mandated by STATE, attend STATE trainings.
- 12 i. Conduct Region 9 LEC DISTRICT SMAA Coordinator meetings
13 and trainings.
- 14 j. On behalf of STATE, provide STATE approved training
15 materials and updates to DISTRICT.
- 16 k. On behalf of STATE, provide program technical assistance.
- 17 l. Code all RMTS moments and make available to the DISTRICT
18 its RMTS results.
- 19 m. Review and submit the Random Moment Time Survey (RMTS)
20 quarterly invoice to the STATE on behalf of the DISTRICT
21 and convey to the DISTRICT by warrant all funds received
22 on behalf of DISTRICT from the STATE less any amount due
23 the SUPERINTENDENT as defined in Section 5.0 of this
24 AGREEMENT. No funds will be conveyed to DISTRICT for
25 invoices that have been disallowed by the STATE.

- 1 n. Offer the DISTRICT the option of the LEC preparing the
2 RMTS quarterly invoice for a mutually agreed to additional
3 fee (See Appendix "C").
- 4 o. If necessary, assist the DISTRICT with the calculation of
5 the LEA Medi-Cal Eligibility Rate or "Data Match
6 percentage" from student data submitted by the DISTRICT.
- 7 p. Review DISTRICT'S quarterly invoice documents for
8 accuracy and completeness and request corrections if
9 necessary.
- 10 q. Review corrected documents for compliance with rules and
11 regulations; work with DISTRICT to resolve any outstanding
12 matters that prevent SUPERINTENDENT'S certification of
13 claim.
- 14 r. Provide DISTRICT access to STATE SMAA Appeal Process upon
15 request.
- 16 s. Appeal DISTRICT decision or action through the STATE SMAA
17 Appeal Process if necessary.
- 18 t. Monitor compliance of DISTRICT with all Federal, STATE,
19 and SUPERINTENDENT'S Program requirements.
- 20 u. Designate an employee to act as liaison to DISTRICT
21 regarding issues relating to this AGREEMENT.

22 3.0 RESPONSIBILITIES OF DISTRICT.

- 23 a. Responsibilities of SUPERINTENDENT and DISTRICT will be
24 amended as necessary to comply with all Federal, STATE
25 and SUPERINTENDENT'S program requirements.

- 1 b. RMTS software platform may be accessed only by employees
2 of the DISTRICT for RMTS purposes. DISTRICT agrees to
3 comply with the confidentiality and other requirements
4 associated with use of the RMTS software platform.
5 DISTRICT shall be responsible for any unauthorized use
6 and understands that the DISTRICT may be held liable.
- 7 c. Quarterly assess SMAA claiming potential within the
8 DISTRICT and determine which staff perform SMAA activities
9 and will participate in the Random Moment Time Survey
10 (RMTS) and what direct charges, if applicable, will be
11 claimed.
- 12 d. Certify to the SUPERINTENDENT and STATE the amount of
13 DISTRICT'S general funds or any other funds allowed under
14 Federal law and regulations expended on the allowable
15 "Program activities".
- 16 e. Comply fully with all Title XIX Federal, STATE, and
17 SUPERINTENDENT'S Program requirements.
- 18 f. Certify to SUPERINTENDENT and STATE the availability and
19 expenditure, from allowable non-Federal funding sources,
20 of one hundred percent (100%) of the cost of performing
21 Program activities.
- 22 g. Certify to SUPERINTENDENT and STATE expenditures
23 represent costs that are eligible for Federal financial
24 participation for that fiscal year.
- 25 h. If subcontracting for certain administrative activities,
 provide SUPERINTENDENT with a copy of the DISTRICT'S

1 contract with vendor. DISTRICT may include vendor's
2 allowable costs on its invoice, to the extent that same
3 tasks are not performed by the SUPERINTENDENT and with
4 the understanding that the total vendor fees cannot exceed
5 fifteen percent (15%).

6 **i** Ensure that DISTRICT'S designated SMAA Coordinator
7 attends quarterly Region 9 LEC SMAA Coordinators trainings
8 and meetings.

9 **j** Adhere to timelines established by the STATE and
10 SUPERINTENDENT for completion of Program documentation
11 (e.g., Program invoices, Random Moment Time Survey (RMTS)
12 Rosters, reports, etc.). Respond in a timely manner to
13 all STATE and SUPERINTENDENT requests for information and
14 documentation.

15 **k** Respond to SUPERINTENDENT reviews with information and
16 corrected documents upon request.

17 **l** Work with SUPERINTENDENT to resolve any outstanding
18 matters.

19 **m** Appeal SUPERINTENDENT'S decision through the STATE SMAA
20 LEA Appeal Process if necessary.

21 **n** Complete quarterly Random Moment Time Survey (RMTS), as
22 required by the Centers for Medicare and Medicaid Services
23 (CMS), to determine the amount of paid time spent on
24 Program claimable activities.

25 **o** DISTRICT will maintain a minimum response rate of eighty-
five percent (85%) of the moments assigned per time study

1 quarter. If DISTRICT is unable to maintain the required
2 response rate, DISTRICT will have sanctions applied
3 according to the School-based Medi-Cal Administrative
4 Activities (SMAA) Manual.

5 p. Develop and maintain at the DISTRICT an Operational
6 Plan/Audit File to include at a minimum the following:

- 7 • Training materials.
- 8 • Random Moment Time Survey (RMTS) Time Survey
9 Participant (TSP) Roster Reports and other
10 documentation, including validation of time
11 survey participant attendance.
- 12 • Time certification and supporting documentation
13 for direct charge staff.
- 14 • Position Descriptions/Duty Statements.
- 15 • Medi-Cal Percentage documentation.
- 16 • Invoice documents and supporting documentation.
- 17 • Contracts/MOU.
- 18 • Organizational Charts.
- 19 • School Calendar.
- 20 • Resource Directories and outreach materials.
- 21 • Program review documentation.

22 q. Prepare and certify School-based MAA invoices to the LEC
23 in conformance with STATE requirements and timelines.

24 r. Provide SUPERINTENDENT with copies of SMAA invoice
25 supporting documentation upon request.

s. DISTRICT agrees to maintain and preserve, documentation
for a period of not less than five years after termination
of Agreement Number 46233 and final payment from
Department of Health Care Services (DHCS) to
SUPERINTENDENT, to permit Department of Health Care
Services (DHCS) or any duly authorized representative, to
have access to examine or audit any pertinent books,

1 documents, papers and records related to this AGREEMENT
2 and to allow interviews of any employee who might
3 reasonably have information related to such records.

4 t. If DISTRICT'S AGREEMENT is in excess of Ten thousand
5 dollars (\$10,000.00), DISTRICT shall agree and comply with
6 the following terms and conditions:

7 1. Maintain books, records, documents, and other
8 evidence, accounting procedures and practices,
9 sufficient to properly reflect all direct and
10 indirect costs of whatever nature claimed to
11 have been incurred in the performance of this
12 AGREEMENT, including any matching costs and
13 expenses. The foregoing constitutes "records"
14 for the purpose of this provision.

15 2. DISTRICT'S facility or office or such part
16 thereof as may be engaged in the performance of
17 this AGREEMENT and its records shall be subject
18 at all reasonable times to inspection, audit,
19 and reproduction.

20 3. The Department of Health Care Services (DHCS),
21 the Department of General Services, the Bureau
22 of State Audits, or their designated
23 representatives including the Comptroller
24 General of the Unites States shall have the
25 right to review and to copy any records and
supporting documentation pertaining to the

1 performance of this AGREEMENT. DISTRICT agrees
2 to allow the auditor(s) access to such records
3 during normal business hours and to allow
4 interviews of any employees who might reasonably
5 have information related to such records.
6 Further, DISTRICT agrees to include a similar
7 right of the STATE to audit records and
8 interview staff related to performance of this
9 **AGREEMENT.**

10 4. Preserve and make available its records (1) for
11 a period of five (5) years from the date of final
12 payment under this AGREEMENT, and (2) for such
13 longer period, if any, as required by applicable
14 statute, by any other provision of this
15 AGREEMENT, or by subparagraphs (a) or (b) below:

16 (a) If this AGREEMENT is completely or partially
17 terminated, the records relating to the
18 work terminated shall be preserved and
19 made available for a period of five (5)
20 years from the date of resulting final
21 settlement.

22 (b) If any litigation, claim, negotiation,
23 audit, or other action involving the
24 records has been started before the
25 expiration of the five-year period, the
records shall be retained until completion

1 of the action and resolution of all issues
2 which arise from it, or until the end of
3 the regular five-year period, whichever is
4 later.

5 5. DISTRICT shall comply with the above
6 requirements and be aware of the penalties for
7 violations of fraud and for obstruction of
8 investigation as set forth in Public Contract
9 Code §10115.10, if applicable.

10 6. DISTRICT, may at its discretion, following
11 receipt of final payment under this AGREEMENT,
12 reduce its accounts, books and records related
13 to this AGREEMENT to microfilm, computer disk,
14 CD ROM, DVD, or their data storage medium. Upon
15 request by an authorized representative to
16 inspect, audit or obtain copies of said records,
17 DISTRICT must supply or make available
18 applicable devices, hardware, and/or software
19 necessary to view, copy and/or print said
20 records. Applicable devices may include, but
21 are not limited to microfilm readers and
22 microfilm printers, etc.

23 u. The STATE, through any authorized representatives, has
24 the right at all reasonable times to inspect or otherwise
25 evaluate the work performed or being performed hereunder
and the premises in which it is being performed. If any

1 inspection or evaluation is made of the premises of
2 DISTRICT, DISTRICT shall provide all reasonable
3 facilities and assistance for the safety and convenience
4 of the authorized representative in the performance of
5 their duties. All inspections and evaluations shall be
6 performed in such a manner as will not unduly delay the
7 work.

8 v. In the event an invoice is revised or is disallowed by
9 the STATE, agree to reimburse SUPERINTENDENT within thirty
10 (30) days of receipt of an invoice from SUPERINTENDENT
11 evidencing SUPERINTENDENT's payment to the STATE for
12 DISTRICT'S revised or disallowed invoice.

13 w. Ensure no duplicative billings.

14 x. Hold SUPERINTENDENT harmless from any Federal
15 disallowance of SMAA claim payments made to DISTRICT by
16 the STATE.

17 y. Designate an employee to act as a liaison with
18 SUPERINTENDENT to provide DISTRICT specific information
19 relative to SMAA Program administration and fiscal issues.

20 z. If necessary, provide SUPERINTENDET with student data
21 files required for the calculation of the LEA Medi-Cal
22 Eligibility Rate or "Data Match percentage".

23 aa. Complete and return with the fully executed AGREEMENT,
24 SUPERINTENDENT'S School-based Medi-Cal Administrative
25 Activities (SMAA) District :Information 2018-2019 form,
Appendix "A", the School-based Medi-Cal Administrative

1 Activities (SMAA) LEC Fee Information 2018-2019 form,
2 Appendix "C" and Certification Regarding Lobbying form,
3 Appendix "D", attached hereto and incorporated by
4 reference herein.

5 4.0 DISTRICT CLAIM REIMBURSEMENT. Upon satisfactory compliance of
6 DISTRICT'S responsibilities outlined in Section 3.0 of this AGREEMENT
7 and after SUPERINTENDENT has received reimbursement from the STATE for
8 DISTRICT's quarterly SMAA claim(s)' SUPERINTENDENT shall convey to
9 DISTRICT by warrant, all funds received on behalf of DISTRICT from the
10 STATE less any amount due the SUPERINTENDENT and STATE as determined
11 in Section 5.0 below. No funds will be conveyed to DISTRICT for
12 invoices that have been revised or disallowed by the STATE or Federal.
13 Payment to DISTRICT shall be made within forty-five (45) days of
14 receipt and reconciliation of STATE funds by SUPERINTENDENT.

15 5.0 FEE SCHEDULE.

- 16 a. State RMTS Software Platform Fee. DISTRICT will be
17 responsible for DISTRICT'S share of the State RMTS
18 Software Platform Fee, which is based on the DISTRICT'S
19 actual cost of utilizing the State RMTS Software Platform
20 through a third party administrator selected by the Region
21 9 LEC for the Random Moment Time Survey. SUPERINTENDENT
22 will bill DISTRICT for DISTRICT'S share of the software
23 platform fees as described in the School-based Medi-Cal
24 Administrative Activities (SMAA) RMTS Fee Information
25 2018-2019 form, Appendix "B", attached hereto and
incorporated by reference herein.

1
2
3
4
5
6
7
8
9
10
11
12
13
14
15
16
17
18
19
20
21
22
23
24
25

b. SUPERINTENDENT'S LEC Fees.

1. After SUPERINTENDENT has received reimbursement from the STATE for DISTRICT'S quarterly SMAA claim(s), SUPERINTENDENT will transfer to DISTRICT an amount equal to the Federal share of cost received as reimbursement for DISTRICT'S SMAA claim submitted by DISTRICT, less four and one-half percent (4.5%) fee per quarterly claim which will be used to support SUPERINTENDENT'S SMAA administration. The four and one-half percent (4.5%) fee may be amended as necessary to support compliance with all Federal, STATE and SUPERINTENDENT'S program requirements. LEC fee will include DISTRICT'S share of the STATE Participation Fee, which is based on the STATE'S cost for administering the SMAA claiming process.
2. Optional Services. If the DISTRICT selects the option of having the LEC prepare the RMTS quarterly invoice, an additional two percent (2.0%) will be added to the LEC Fee percentage mentioned in 5.b.1 above, but billed separately. SUPERINTENDENT will provide Optional Services upon written request of DISTRICT (See Appendix "C").

1 c. The obligations of SUPERINTENDENT and DISTRICT under this
2 AGREEMENT are contingent upon the availability of funds
3 furnished by the United States Government and the State
4 of California. In the event that such funding is
5 terminated or reduced, this AGREEMENT may be terminated,
6 and SUPERINTENDENT'S and DISTRICT'S fiscal obligations
7 hereunder shall be limited to a pro-rated amount of
8 funding actually received by the SUPERINTENDENT and
9 DISTRICT from the United States Government and the State
10 of California under this AGREEMENT. SUPERINTENDENT shall
11 provide DISTRICT written notification of such
12 termination. Notice shall be deemed given when received
13 by the DISTRICT or no later than three (3) days after the
14 day of mailing, whichever is sooner. Complete and return
15 with the fully executed AGREEMENT, SUPERJ:NTENDENT'S
16 School-based Medi-Cal Administrative Activities (SMAA)
17 District :Information 2018-2019 form, Appendix "A", the
18 School-based Medi-Cal Administrative Activities (SMAA)
19 LEC Fee :Information 2018-2019 form, Appendix "C" and
20 Certification Regarding Lobbying form, Appendix "D",
21 attached hereto and incorporated by reference herein.

22 6.0 FEDERAL CLAIMING.

23 a. TITLE 31 - Money and Finance, Subtitle V - General
24 Assistance Administration, Chapter 75 - Requirements for
25 Single Audits, Section 7502 requires each pass through
entity provide the sub-recipient program names and any

1 identifying numbers from which such assistance is derived.
2 The Catalog of Federal Domestic Assistance (CFDA) number
3 for this Federal program is 93.778, Medical Assistance
4 Program (Medi-Cal).

5 b. A "Vendor" means a dealer, distributor, merchant, or other
6 seller providing goods or services that are required for
7 the conduct of a Federal program. These goods or services
8 may be for an organization's own use or for the use of
9 beneficiaries of the Federal program. Additional guidance
10 on distinguishing between a sub-recipient and a vendor is
11 provided in OMB Circular A-133.

12 7.0 INDEPENDENT CONTRACTOR. SUPERINTENDENT, in the performance of
13 this AGREEMENT, shall be and act as an independent contractor.
14 SUPERINTENDENT understands and agrees that he/she and all of his/her
15 employees shall not be considered officers, employees or agents of the
16 DISTRICT, and are not entitled to benefits of any kind or nature
17 normally provided employees of the DISTRICT and/or to which DISTRICT'S
18 employees are normally entitled, including, but not limited to, State
19 Unemployment Compensation or Workers' Compensation. SUPERINTENDENT
20 assumes full responsibility for the acts and/or omissions of his/her
21 employees or agents as they relate to the services to be provided
22 under this AGREEMENT. SUPERINTENDENT shall assume full responsibility
23 for payment of all Federal, STATE and local taxes or contributions,
24 including unemployment insurance, social security and income taxes
25 with respect to SUPERINTENDENT'S employees.

1 8.0 COPYRIGHT. DISTRICT understands and agrees that all forms, plans,
2 and related instructional materials developed by SUPERINTENDENT or
3 DISTRICT under this AGREEMENT shall become the exclusive property of
4 the Department of Health Care Services. The Department of Health Care
5 Services shall have all right, title and interest in said matters,
6 including the right to secure and maintain the copyright, trademark
7 and/or patent all forms and related instructional materials developed
8 under this AGREEMENT.

9 9.0 HOLD HARMLESS.

10 a. SUPERINTENDENT hereby agrees to indemnify, defend, and
11 hold harmless DISTRICT, its Governing Board, and its
12 officers, agents, and employees from liability and claims
13 of liability for bodily injury, personal injury, sickness,
14 disease, or death of any person or persons, or damage to
15 any property, real, personal, tangible or intangible,
16 arising out of the negligent acts or omissions of
17 employees, agents or officers of SUPERINTENDENT or the
18 Orange County Board of Education during the term of this
19 **AGREEMENT.**

20 b. DISTRICT hereby agrees to indemnify, defend, and hold
21 harmless SUPERINTENDENT, the Orange County Board of
22 Education, and its officers, agents, and employees from
23 liability and claims of liability for bodily injury,
24 personal injury, sickness, disease, or death of any person
25 or persons, or damage to any property, real, personal,
tangible or intangible, arising out of the negligent acts

1 or omissions of employees, agents or officers of DISTRICT
2 during the term of this AGREEMENT.

3 10.0 CONFIDENTIALITY.

4 a. SUPERINTENDENT and DISTRICT shall maintain
5 confidentiality of their respective records and
6 information, governing the confidentiality of client or
7 student information for Medi-Cal clients served under this
8 AGREEMENT. Applicable laws include, but are not limited
9 to, 42 U.S.C. Section 1396a(a)7, 42 CFR Section 431.300,
10 Welfare and Institutions Code, Section 14100.2 and 22
11 California Code of Regulations Section 51009 and all
12 applicable Federal and/or STATE laws or regulations as
13 each may now exist or be hereafter amended. The
14 confidentiality obligations contained in this section
15 shall survive termination of this AGREEMENT.

16 b. DISTRICT understands and agrees to take all reasonable
17 steps to avoid unauthorized disclosure of any of
18 SUPERINTENDENT'S agents' proprietary data provided for
19 purposes of this AGREEMENT hereinafter defined as data
20 file specifications, related instructions, management
21 reports, training materials, plans or other information
22 relating to the performance of SUPERINTENDENT'S agents
23 services hereunder, disclosed by SUPERINTENDENT to
24 DISTRICT pursuant to this AGREEMENT. DISTRICT shall not
25 during or after the term of this AGREEMENT, permit the
copying, duplication, or use of any of SUPERINTENDENT'S

1 agents' proprietary data by or to any person other than
2 authorized employees, agents or representatives of
3 DISTRICT.

4 11.0 ACCURACY OF INFORMATION. DISTRICT shall make reasonable effort
5 to assure that the information supplied to SUPERINTENDENT hereunder
6 shall be true, complete, and accurate in all respects. DISTRICT shall
7 assume sole responsibility for the truth, completeness and accuracy
8 of all information supplied to SUPERINTENDENT and agrees that
9 SUPERINTENDENT shall have no responsibility or liability for the
10 truth, completeness or accuracy of any information submitted by
11 DISTRICT hereunder. SUPERINTENDENT reserves the right to not certify
12 SMAA invoice (s) that do not comply with STATE and Federal SMAA
13 requirements.

14 12.0 LIMITATION OF LIABILITY. SUPERINTENDENT shall not be liable for
15 damages or losses to DISTRICT employees, agents, independent
16 contractors or students relating to lost medical services or lost data
17 under this AGREEMENT. SUPERINTENDENT shall not be liable for any sums
18 DISTRICT does not obtain in reimbursement from the STATE, or for any
19 incidental, indirect, special or consequential damages to DISTRICT
20 arising from the denial of any request for reimbursement from the
21 STATE.

22 13.0 ASSIGNMENT. The obligations of the DISTRICT pursuant to this
23 AGREEMENT shall not be assigned by the DISTRICT without prior written
24 approval of SUPERINTENDENT.

25 14.0 COMPLIANCE WITH APPLICABLE LAWS. The services completed herein
must meet the approval of the DISTRICT and shall be subject to the

1 DISTRICT'S general right of inspection to secure the satisfactory
2 completion thereof. SUPERINTENDENT and DISTRICT agree to comply with
3 all Federal, STATE and local laws, rules, regulations and ordinances
4 that are now or may in the future become applicable to SUPERINTENDENT
5 or DISTRICT'S, equipment and personnel engaged in operations covered
6 by this AGREEMENT or accruing out of the performance of such
7 operations.

8 15.0 LOBBYING RESTRICTIONS AND DISCLOSURE CERTIFICATION. **D:ISTRJ:CT**

9 shall complete and return with the fully executed AGREEMENT the
10 Certification Regarding Lobbying form, Appendix "D", attached hereto
11 and incorporated by reference herein, that the DISTRICT has not made,
12 and will not make, any payment prohibited by Item 1 of the
13 Certification Regarding Lobbying form.

14 16.0 DEBARMENT AND SUSPENSION CERTIFICATION. By signing this
15 AGREEMENT, DISTRICT certifies to the best of its knowledge and belief,
16 that it:

- 17 a. Is not presently debarred, suspended, proposed for
18 debarment, declared ineligible, or voluntarily excluded
19 by any federal department or agency;
- 20 b. Has not within a three-year period preceding this
21 AGREEMENT been convicted of or had a civil judgement
22 rendered against them for commission of fraud or a
23 criminal offense in connection with obtaining, attempting
24 to obtain, or performing a public (Federal, STATE or
25 local) transaction or contract under a public transaction;
violation of Federal or STATE antitrust statutes or

1 commission of embezzlement, theft, forgery, bribery,
2 falsification or destruction of records, making false
3 statements, or receiving stolen property.

4 c. Is not presently indicted for or otherwise criminally or
5 civilly charged by a government entity {Federal, STATE or
6 local) with commission of any of the offenses enumerated
7 in Section 16.0{b) herein; and

8 d. Has not within a three-year period preceding this
9 AGREEMENT had one or more public transactions {Federal,
10 STATE or local) terminated for cause or default.

11 e. The terms and definitions herein have the meanings set
12 out in the Definitions and Coverage sections of the rules
13 implementing Federal Executive Order 12549.

14 f. If DISTRICT is unable to certify to any of the statements
15 in this certification, DISTRICT shall submit an
16 explanation to SUPERINTENDENT.

17 g. If DISTRICT knowingly violates this certification, in
18 addition to other remedies available to the Federal
19 Government, the Department of Health Care Services {DHCS)
20 may terminate this AGREEMENT for cause or default.

21 17.0 HIPAA. DISTRICT agrees to inform all students and faculty of the
22 importance of complying with all relevant State and Federal
23 confidentiality laws, including the Health Insurance Portability and
24 Accountability Act of 1996 {HIPPA) to the extent applicable. In
25 addition, DISTRICT agrees to provide students and faculty with training
in the requirements of the privacy and security provisions of HIPAA

1 and to advise them of the importance of complying with Facility's
2 policies and procedures relative to HIPAA.

3 18.0 NON-DISCRIMINATION. In the performance of this AGREEMENT,
4 SUPERINTENDENT and DISTRICT agree that they shall not engage nor employ
5 any unlawful discriminatory practices in employment of personnel or in
6 any other respect on the basis of sex, race, color, ethnicity, national
7 origin, ancestry, religion, age, marital status, medical condition,
8 sexual orientation, physical or mental disability or any other
9 protected group in accordance with the requirements of all applicable
10 Federal or STATE law.

11 19.0 TOBACCO USE POLICY. In the interest of public health,
12 SUPERINTENDENT provides a tobacco-free environment. Smoking or the use
13 of any tobacco products are prohibited in buildings and vehicles, and
14 on any property owned, leased or contracted for by the SUPERINTENDENT
15 pursuant to SUPERINTENDENT' Policy 400.15. Failure to abide with
16 conditions of this policy could result in the termination of this

17 **AGREEMENT.**

18 20.0 TERMINATION. SUPERINTENDENT or DISTRICT may, at any time, with
19 or without cause, terminate this AGREEMENT with the giving of thirty
20 (30) days prior written notice to the other party. However, once
21 SUPERINTENDENT has submitted a RMTS Roster Report to the Department
22 of Health Care Services (DHCS), according to the School-based Medi-
23 cal Administrative Activities (SMAA) Manual, DISTRICT may not
24 terminate until the next quarter survey period.

25 21.0 NOTICE. All notices or demands to be given under this AGREEMENT
by either party to the other shall be in writing and given either by:

1 (a) personal service or (b) by U.S. Mail, mailed either by registered
2 or certified mail, return receipt requested, with postage prepaid.
3 Service shall be considered given when received if personally served
4 or if mailed on the third day after deposit in any U.S. Post Office.
5 The address to which notices or demands may be given by either party
6 may be changed by written notice given in accordance with the notice
7 provisions of this section. As of the date of this AGREEMENT, the
8 addresses of the parties are as follows:

9 DISTRICT: Santa Ana Unified School District
10 1601 East Chestnut Avenue
11 Santa Ana, California 92701
12 Attn: _____

13 SUPERINTENDENT: Orange County Superintendent of Schools
14 200 Kalmus Drive
15 Costa Mesa, California 92626
16 Attn: Patricia Mccaughey

17 22.0 NON WAIVER. The failure of SUPERINTENDENT or DISTRICT to seek
18 redress for violation of, or to insist upon, the strict performance
19 of any term or condition of this AGREEMENT shall not be deemed a waiver
20 by that party of such term or condition, or prevent a subsequent
21 similar act from again constituting a violation of such term or
22 condition.

23 23.0 SEVERABILITY. If any term, condition or provision of this
24 AGREEMENT is held by a court of competent jurisdiction to be invalid,
25 void, or unenforceable, the remaining provisions will nevertheless
continue in full force and effect, and shall not be affected, impaired
or invalidated in any way.

1 24.0 GOVERNING LAW. The terms and conditions of this AGREEMENT shall
2 be governed by the laws of the State of California with venue in Orange
3 County, California.

4 25.0 ENTIRE AGREEMENT/AMENDMENT. This AGREEMENT and any exhibits
5 attached hereto constitute the entire agreement among the Parties to
6 it and supercedes any prior or contemporaneous understanding or
7 agreement with respect to the services contemplated, and may be amended
8 only by a written amendment executed by both Parties to the AGREEMENT.

9 IN WITNESS WHEREOF, the Parties hereto set their hands.

10 DISTRICT: SANTA ANA UNIFIED
11 SCHOOL DISTRICT

ORANGE COUNTY SUPERINTENDENT
OF SCHOOLS

12 BY: _____
Authorized Signature

BY: 
Authorized Signature

13 PRINTED NAME: Manoj Roychowdhury

PRINTED NAME: Patricia Mccaughey

14 TITLE: Assistant Supt., Business Services

TITLE: Administrator

15 DATE: _____

DATE: May 7, 2018

16 95-6002823

FEDERAL IDENTIFICATION NUMBER

21 SAUSD(46233)-SMAA 2018-2019
22 ZIP"i

**SCHOOL-BASED MEDICAL ADMINISTRATIVE ACTIVITIES (SMAA)
DISTRICT INFORMATION
2018-2019**

ALTERNATE DISTRICT CONTACT – SMAA COORDINATOR DESIGNEE/ASSISTANT (2)

<i>Name</i>	<i>District Job Title</i>	
<i>Phone (please include extension)</i>	<i>Fax</i>	<i>Email</i>
Check the box for this person to:	be included in all program communications have access to the RMTS system receive RMTS late notifications	

5. ALTERNATE DISTRICT CONTACT – FISCAL DESIGNEE

<i>Name</i>	<i>District Job Title</i>	
<i>Phone (please include extension)</i>	<i>Fax</i>	<i>Email</i>
Check the box for this person to:	be included in all program communications have access to the RMTS system	

6. SMAA INVOICE SUBCONTRACTOR/THIRD-PARTY VENDOR

<i>Company Name</i>		
<i>Contact</i>	<i>Contact Job Title</i>	
<i>Mailing Address</i>	<i>City, State, Zip</i>	
<i>Phone</i>	<i>Fax</i>	<i>Email</i>

PRINTED NAME OF PERSON FILLING OUT FORM

JOB CLASSIFICATION TITLE

DATE

**SCHOOL-BASED MEDICAL ADMINISTRATIVE ACTIVITIES (SMAA)
STATE RMTS FEE INFORMATION
2018-2019**

State RMTS Software Platform Fee

DISTRICT will be responsible for DISTRICT'S share of the State RMTS Software Platform Fee, which is based on the DISTRICT'S actual cost of utilizing the State RMTS Software Platform through a third party administrator selected by the Region 9 LEC for the Random Moment Time Study. SUPERINTENDENT will bill DISTRICT for DISTRICT'S share of the software platform fees. The DISTRICT'S share of the software platform fees may be included in the DISTRICT's claim for reimbursement based on actual costs paid.

Current third party administrator under contract with SUPERINTENDENT is Public Consulting Group Inc. (PCG). RMTS Software Platform Fees are structured on a quarterly Time Survey Participant (TSP) rate based on the actual count of TSPs by district in the PCG RMTS system at the time of sample generation prior to the start of each fiscal quarter. Since the California Department of Health Care Services (DHCS) does not require a time study for FY quarter 1, the July-September quarter, these charges will be half the rate of the quarterly fee and based on the district's prior quarter participant count.

FY Quarter	Quarterly Participant Rate
FY Q1: July - September	\$0.67/participant/quarter
FY Q2: October - December	\$1.34/ participant/quarter
FY Q3: January- March	\$1.34/ participant/quarter
FY Q4: April - June	\$1.34/ participant/quarter

**SCHOOL-BASED MEDI-CAL ADMINISTRATIVE ACTIVITIES (SMAA)
LEC FEE INFORMATION
2018-2019**

SUPERINTENDENT'S LEC Fee for Administrative Support

After SUPERINTENDENT has received reimbursement from the STATE for DISTRICT'S quarterly SMAA claim(s), SUPERINTENDENT will transfer to DISTRICT an amount equal to the Federal share of cost received as reimbursement for DISTRICT'S SMAA claim submitted by DISTRICT, less four and one-half percent (4.5%) fee per quarterly claim which will be used to support SUPERINTENDENT'S SMAA administration. The four and one-half percent (4.5%) LEC fee may be amended as necessary to support compliance with all Federal, STATE and SUPERINTENDENT'S program requirements.

Included in the LEC fee is the DISTRICT'S share of the STATE Participation Fee assessed to each LEC region, based on the STATE'S cost for administering the SMAA claiming process. Also, if needed, the SUPERINTENDENT will assist the DISTRICT with the calculation or transmission of student data files to the DHCS for calculation of the Medi-Cal Eligibility Rate or "Data Match percentage".

SUPERINTENDENT'S OPTIONAL SERVICES Fee

The following optional service is being offered to support and provide an additional option for participating districts regarding the preparation of the SMAA program's invoice claims. If the DISTRICT selects the optional service, an additional two percent (2.0%) will be in addition to the LEC Fee percentage but billed separately by the SUPERINTENDENT so that the DISTRICT may submit the optional service costs for claim reimbursement based on actual costs paid.

SUPERINTENDENT will create and provide to DISTRICT a fiscal workbook to assist in gathering and preparing the fiscal information required to complete the SMAA invoice claim. The Time Study Participant pool lists and RMTS results will be integrated with the fiscal workbook which will reduce data entry and support consistency of information. SUPERINTENDENT will prepare SMAA invoice claims in accordance with program guidelines approved by DHCS, based on information supplied by the DISTRICT for each fiscal quarter during the Term of the Agreement. SUPERINTENDENT will establish and maintain a secure file transfer protocol (SFTP) site for the transmission of all fiscal related documentation. Once notified that claims have been prepared and are ready for district's review, the DISTRICT will print, sign

and submit final invoice claim to SUPERINTENDENT for final review, audit and submission to DHCS for processing.

SUPERINTENDENT will provide annual training to the DISTRICT SMAA Coordinator and relevant finance/business office staff.

Please indicate below, the DISTRICT's response to the optional service being offered and return with the fully executed AGREEMENT.

Optional Service		Effective Date
<input type="checkbox"/> YES	<input checked="" type="checkbox"/> NO	July 1, 2018 – June 30, 2019

Name Manoj Roychowdhury
Assistant Supt., Business Services

Date _____

Santa Ana Unified School District
District Name

CERTIFICATION REGARDING LOBBYING

The undersigned certifies, to the best of his or her knowledge and belief, that:

(1) No federal appropriated funds have been paid or will be paid, by or on behalf of the undersigned, to any person for influencing or attempting to influence an officer or employee of an agency of the United States Government, a Member of Congress in connection with the making, awarding or entering into this Federal contract, Federal grant, or cooperative agreement, and the extension, continuation, renewal, amendment, or modification of this Federal contract, grant, or cooperative agreement.

(2) If any funds other than Federal appropriated funds have been paid or will be paid to any person for influencing or attempting to influence an officer or employee of any agency of the United States Government, a Member of Congress, an officer or employee of Congress, or an employee of a Member Congress in connection with this Federal contract, grant, or cooperative agreement, the undersigned shall complete and submit Standard Form LLL., 'Disclosure of Lobbying Activities' in accordance with its instructions.

(3) The undersigned shall require that the language of this certification be included in the award documents for all sub-awards at all tiers (including sub-contractors, sub-grants, and contracts under grants and cooperative agreements) of \$100,000 or more, and that all sub-recipients shall certify and disclose accordingly.

This certification is a material representation of fact upon which reliance was placed when this transaction was made or entered into. Submission of this certification is a prerequisite for making or entering into this transaction imposed by section 1352, Title 31, U.S. Code. Any person who fails to file the required certification shall be subject to a civil penalty of not less than \$10,000 and not more than \$100,000 for each such failure.

DISTRICT: Santa Ana Unified School District

BY: _____
Authorized Signature

PRINTED NAME: Manoj Roychowdhury

TITLE: Assistant Supt., Business Services

DATE: _____

**AGENDA ITEM BACKUP SHEET
June 26, 2018**

Board Meeting

TITLE: Approval of Memoranda of Understanding with Orange County School Districts for 2018-19 School Year

ITEM: Consent

SUBMITTED BY: Mayra Helguera, Ed.D. , Assistant Superintendent, Special Education/SELPA

PREPARED BY: Darek Jaronczyk, Director, Special Education/SELPA

BACKGROUND INFORMATION:

The purpose of this agenda item is to seek Board approval of Memoranda of Understanding (MOU) with Capistrano, Fullerton, Garden Grove, Irvine, Newport Mesa, Orange, Placentia-Yorba Linda, Saddleback Valley, and Tustin Unified School Districts for the 2018-19 school year in order to provide appropriate special education services for those districts’ preschool and elementary age students who are deaf or hearing impaired (DHH). The District has provided services to DHH students from other Orange County school districts at the Taft Elementary School DHH Program for more than 30 years without formal agreements. Staff recommends implementing MOUs with all school districts who wish their resident students to attend the Taft DHH Program. Students from other school districts can enter the Taft DHH Program at any time in the school year, and this enrollment will prompt the submission of an MOU to the Board for approval.

ITEM SUMMARY:
<ul style="list-style-type: none"> • Memoranda of Understanding are provided to Orange County School Districts to set forth provisions for enrollment of deaf and hearing impaired students at Taft DHH Elementary School. • Number of students served: 2017-18 (24) 2018-19 (22) • Start date: July 1, 2018 • End date: June 30, 2019

RATIONALE:

Approval of these MOUs will provide continuation of services for DHH students from Capistrano, Fullerton, Garden Grove, Irvine, Newport Mesa, Orange, Placentia-Yorba Linda, Saddleback Valley, and Tustin Unified School Districts in the Taft Elementary School DHH Program. The MOUs address services to students in accordance with each student’s Individualized Education Program (IEP). In addition, it sets forth the funding and billing formulas and includes other items such as representation at students’ IEP meetings, transportation, and appropriate hold harmless provisions. Incoming districts will each pay tuition for their respective students to the District in accordance with the terms of their MOUs for each of its resident students enrolled in the DHH Program at Taft Elementary School.

FUNDING:

Revenue to the District per student.

RECOMMENDATION:

Approve the Memoranda of Understanding with Orange County School Districts for the 2018-19 school year.

DISTRICT	AMOUNT PER STUDENT
Capistrano Unified School District	\$45,396
Fullerton School District	\$45,396
Garden Grove Unified School District	\$45,396
Irvine Unified School District	\$45,396
Newport Mesa Unified School District	\$45,396
Orange Unified School District	\$45,396
Placentia-Yorba Linda Unified School District	\$45,396
Saddleback Valley Unified School District	\$45,396
Tustin Unified School District	\$45,396

MH:DJ:cvl

MEMORANDUM of UNDERSTANDING BETWEEN
SANTA ANA UNIFIED SCHOOL DISTRICT
AND
CAPISTRANO UNIFIED SCHOOL DISTRICT

WHEREAS, Education Code sections 56195 et seq. authorize school districts to provide special education services to students in other districts by organizing Special Education Local Plan Areas (SELPA) and by developing local plans;

WHEREAS, these statutory provisions authorize school districts to provide for a governing structure and any necessary administrative support to implement the local plans, including a system for determining the responsibility of participating agencies for the education of each special education student;

WHEREAS, Education Code section 56195.5 authorizes districts and SELPA to enter into contracts between school districts to provide for the education of special education students who may reside in other districts;

NOW, THEREFORE, it is hereby agreed by and between the Santa Ana Unified School District (hereinafter referred to as the "Provider District") and the Capistrano Unified School District (hereinafter referred to as the "Sending District") as follows:

1. Basis of Agreement

Pursuant to the authority established in Education Code sections 56195, 56195.1, 56195.3 and 56195.5, the Provider District may provide for the education of individual pupils in special education programs who reside in other districts or counties. Education Code section 46600 shall apply to interdistrict attendance agreements for programs conducted pursuant to this part.

2. Term of Agreement

This Agreement is effective for the period beginning July 1, 2018 through June 30, 2019.

3. Acknowledgment

It is acknowledged that, in accordance with Part 30 of the Education Code, Chapter 7.2, the California State funding formula for special education programs, services and administration generates an entitlement based on the average daily attendance of pupils in the local education agencies that comprise a SELPA.

4. Scope

The Provider shall conduct special education program and services for those eligible pupils of the Sending District referred by their Individual Education Program (IEP) Teams when it is jointly determined by the Sending District and the Provider District that the pupils' educational needs as specified in the IEP can be appropriately met by the programs operated by the Provider District. The Provider District shall maintain and provide special education programs for Sending District pupils during the 2018-19 school year within the administrative parameters established by the Provider District's SELPA. Class size ranges and student-adult ratios shall be maintained in a manner which allows the Provider District to meet the programmatic, health and safety needs of the pupils.

5. Annual and Triennial Reviews

The Sending District shall be notified of annual reviews and may provide a representative who will participate in the development of the IEP. For initial placement, triennial review, or a change in services specified on the current IEP, a Sending District representative who is authorized to approve or disapprove the allocation of specified Sending District resources necessary for the implementation of the IEP shall attend the IEP Meeting.

6. Pupil Count

A count shall be taken of the number of pupils enrolled in the programs as of the first day of each calendar month, July 1, 2018 through June 1, 2019. A pupil shall be counted as "enrolled" on the first day of attendance in the program or fourteen (14) days after the IEP Team has met and an approved IEP has been executed for the educational placement in the SAUSD Program for Deaf and Hard of Hearing Students, whichever occurs sooner. Pupils continuing in the programs from the previous school year shall be counted as "enrolled" on the first school day in September unless written notification of withdrawal is received from either the parent or Sending District. If a continuing pupil has not attended school by the eleventh day of the first school month, the Provider District shall notify the Sending District and a determination shall be made regarding continuing enrollment.

7. Definitions

a. "District Provided Programs" are the special education classes and support services operated by Provider District on behalf of SELPAs and districts in Orange County for special education students residing in their SELPA and district.

b. "Special Education Program Income" shall be defined as the sum of all State and Federal funds generated by or on behalf of pupils transferred to programs operated by the Provider District under this Agreement.

c. "Special Education Program Expenditures" shall include Direct Costs multiplied by an allocation factor of 1.5 cost which includes Support Costs and Indirect Cost.

d. "Average Cost Per Pupil" shall refer to the Special Education Program Expenditures attributable to the program divided by the average number of pupils enrolled during the year.

e. "Average Number of Pupils" shall refer to the total of the number of pupils counted on the first school day of each calendar month divided by the number of calendar months in the period specified.

8. Funding

In consideration of the enrollment of pupils in special education programs conducted by the Provider District, the SELPA and/or the Sending District transferring pupils to the programs operated by the Provider District agree to pay the Provider District the per pupil and shall provide for program funding as follows:

a. The Sending District shall be responsible for the Average Cost per Pupil in Provider District Program Schools multiplied by the average number of pupils enrolled by the Sending District, minus Special Education Program income received by the Provider District for the purpose of educating said pupils including, but not limited to Revenue Limit and Federal I.D.E.A Local Assistance Grant Funds.

b. Special Circumstances Paraeducators- The Sending District shall be responsible for the full cost of additional personnel as specified required for the benefit of and in the IEP for pupils who are residents of the Sending District.

c. The following documents shall be used as a basis for all figures reported:

Monthly Pupil Count
ADA Calculation
Program Cost Report
Program Summary Report
In-House Accounting Reports

d. Income and expenditures shall be listed in accordance with the California School Accounting Manual Standardized Account Code Structure for Special Education as of April 9, 2018.

9. Transportation

The Sending District transporting pupils to the Provider District shall ensure that buses arrive at the school site with sufficient time to unload students prior to the beginning of the instructional day and to load them at the end of the instructional day. Delays requiring either overtime supervision or causing portions of the instructional program to be missed and subsequently made up may result in charges to the Sending District for additional costs incurred by the Provider District.

10. Final Accounting

A final accounting accompanied by completed forms and invoices with appropriate supporting documentation will be sent by the Provider District to Sending District by October 15 of the following year. Corrections to prior year Special Education Program costs resulting from adjustments to income or expenditure calculations shall be credited or billed to the Sending District affected by the correction or adjustments.

11. Projected Enrollment

In order to assist the Provider District in planning for both housing and staffing needs for the programs, Sending District shall submit to the Provider District, in writing, on or before February 15 of each year, the projected number of pupils expected to be transferred to the programs for special education and support services in the following school year. Absent a projection, the number of Sending District pupils reported in the current year December 1 Federal Pupil Count shall be used for staffing and budget planning for the following school year.

12. Program Cost

On or before fifteen days after the release of the May revise each year, the Provider District shall compute the projected Special Education Program Income and Special Education Program Expenditures for the following year with an Average Cost per Pupil for pupils enrolled in SAUSD Program for Deaf and Hard of Hearing Students based on the Projected Enrollment data, and provide it to Sending District's Special Education Department and Business Services Department.

13. No Waiver

The failure of the Provider District in any one or more instances to insist upon strict performance of any of the terms of this Agreement or to exercise any option herein conferred shall not be construed as a waiver or relinquishment to any extent of the right to assert or rely upon such terms or option on any future occasion.

14. Hold Harmless

To the extent permitted by law, and except for the acts or omissions of employees, agents and officers of the Sending District, the Provider District hereby agrees to hold harmless, indemnify and defend the Sending District and its officers, agents and employees from all claims, demands, liabilities, losses, damages, or expenses of any nature whatsoever arising from or connected with the Provider District's performance of services during the term of this Agreement.

To the extent permitted by law, and except for the acts or omissions of employees, agents and officers of Provider District, the Sending District hereby agrees to hold harmless, indemnify and defend Provider District and its governing board and their officers, agents and employees from all claims, demands, liabilities, losses, damages, or expenses of any nature whatsoever arising directly or indirectly from or connected with the performance of services other than for operations of Provider District during the term of this Agreement.

15. Complete Agreement

This Agreement is the complete Agreement of the parties. Any amendments hereto shall be in writing and shall be dated and executed by both parties.

IN WITNESS WHEREOF, the parties hereto have caused this Agreement to be executed.

APPROVED BY:

Santa Ana Unified School District
PROVIDER DISTRICT

Capistrano Unified School District
SENDING DISTRICT

BY: _____
(Authorized Agent Signature)

BY: _____
(Authorized Agent Signature)

Manoj Roychowdhury
(Print Name)

(Print Name)

Assistant Superintendent, Business Services
(Title)

(Title)

DATE: _____

DATE: _____

BOARD APPROVAL: June 26, 2018

BOARD APPROVAL: _____

CWN
SPECIAL ED MOU
3-06
cc: SELPA

MEMORANDUM of UNDERSTANDING BETWEEN
SANTA ANA UNIFIED SCHOOL DISTRICT
AND
FULLERTON SCHOOL DISTRICT

WHEREAS, Education Code sections 56195 et seq. authorize school districts to provide special education services to students in other districts by organizing Special Education Local Plan Areas (SELPA) and by developing local plans;

WHEREAS, these statutory provisions authorize school districts to provide for a governing structure and any necessary administrative support to implement the local plans, including a system for determining the responsibility of participating agencies for the education of each special education student;

WHEREAS, Education Code section 56195.5 authorizes districts and SELPAs to enter into contracts between school districts to provide for the education of special education students who may reside in other districts;

NOW, THEREFORE, it is hereby agreed by and between the Santa Ana Unified School District (hereinafter referred to as the "Provider District") and the Capistrano Unified School District (hereinafter referred to as the "Sending District") as follows:

1. Basis of Agreement

Pursuant to the authority established in Education Code sections 56195, 56195.1, 56195.3 and 56195.5, the Provider District may provide for the education of individual pupils in special education programs who reside in other districts or counties. Education Code section 46600 shall apply to interdistrict attendance agreements for programs conducted pursuant to this part.

2. Term of Agreement

This Agreement is effective for the period beginning July 1, 2018 through June 30, 2019.

3. Acknowledgment

It is acknowledged that, in accordance with Part 30 of the Education Code, Chapter 7.2, the California State funding formula for special education programs, services and administration generates an entitlement based on the average daily attendance of pupils in the local education agencies that comprise a SELPA.

4. Scope

The Provider shall conduct special education program and services for those eligible pupils of the Sending District referred by their Individual Education Program (IEP) Teams when it is jointly determined by the Sending District and the Provider District that the pupils' educational needs as specified in the IEP can be appropriately met by the programs operated by the Provider District. The Provider District shall maintain and provide special education programs for Sending District pupils during the 2018-19 school year within the administrative parameters established by the Provider District's SELPA. Class size ranges and student-adult ratios shall be maintained in a manner which allows the Provider District to meet the programmatic, health and safety needs of the pupils.

5. Annual and Triennial Reviews

The Sending District shall be notified of annual reviews and may provide a representative who will participate in the development of the IEP. For initial placement, triennial review, or a change in services specified on the current IEP, a Sending District representative who is authorized to approve or disapprove the allocation of specified Sending District resources necessary for the implementation of the IEP shall attend the IEP Meeting.

6. Pupil Count

A count shall be taken of the number of pupils enrolled in the programs as of the first day of each calendar month, July 1, 2018 through June 1, 2019. A pupil shall be counted as "enrolled" on the first day of attendance in the program or fourteen (14) days after the IEP Team has met and an approved IEP has been executed for the educational placement in the SAUSD Program for Deaf and Hard of Hearing Students, whichever occurs sooner. Pupils continuing in the programs from the previous school year shall be counted as "enrolled" on the first school day in September unless written notification of withdrawal is received from either the parent or Sending District. If a continuing pupil has not attended school by the eleventh day of the first school month, the Provider District shall notify the Sending District and a determination shall be made regarding continuing enrollment.

7. Definitions

a. "District Provided Programs" are the special education classes and support services operated by Provider District on behalf of SELPAs and districts in Orange County for special education students residing in their SELPA and district.

b. "Special Education Program Income" shall be defined as the sum of all State and Federal funds generated by or on behalf of pupils transferred to programs operated by the Provider District under this Agreement.

c. "Special Education Program Expenditures" shall include Direct Costs multiplied by an allocation factor of 1.5 cost which includes Support Costs and Indirect Cost.

d. "Average Cost Per Pupil" shall refer to the Special Education Program Expenditures attributable to the program divided by the average number of pupils enrolled during the year.

e. "Average Number of Pupils" shall refer to the total of the number of pupils counted on the first school day of each calendar month divided by the number of calendar months in the period specified.

8. Funding

In consideration of the enrollment of pupils in special education programs conducted by the Provider District, the SELPA and/or the Sending District transferring pupils to the programs operated by the Provider District agree to pay the Provider District the per pupil and shall provide for program funding as follows:

a. The Sending District shall be responsible for the Average Cost per Pupil in Provider District Program Schools multiplied by the average number of pupils enrolled by the Sending District, minus Special Education Program income received by the Provider District for the purpose of educating said pupils including, but not limited to Revenue Limit and Federal I.D.E.A Local Assistance Grant Funds.

b. Special Circumstances Paraeducators- The Sending District shall be responsible for the full cost of additional personnel as specified required for the benefit of and in the IEP for pupils who are residents of the Sending District.

c. The following documents shall be used as a basis for all figures reported:

Monthly Pupil Count
ADA Calculation
Program Cost Report
Program Summary Report
In-House Accounting Reports

d. Income and expenditures shall be listed in accordance with the California School Accounting Manual Standardized Account Code Structure for Special Education as of April 9, 2018.

9. Transportation

The Sending District transporting pupils to the Provider District shall ensure that buses arrive at the school site with sufficient time to unload students prior to the beginning of the instructional day and to load them at the end of the instructional day. Delays requiring either overtime supervision or causing portions of the instructional program to be missed and subsequently made up may result in charges to the Sending District for additional costs incurred by the Provider District.

10. Final Accounting

A final accounting accompanied by completed forms and invoices with appropriate supporting documentation will be sent by the Provider District to Sending District by October 15 of the following year. Corrections to prior year Special Education Program costs resulting from adjustments to income or expenditure calculations shall be credited or billed to the Sending District affected by the correction or adjustments.

11. Projected Enrollment

In order to assist the Provider District in planning for both housing and staffing needs for the programs, Sending District shall submit to the Provider District, in writing, on or before February 15 of each year, the projected number of pupils expected to be transferred to the programs for special education and support services in the following school year. Absent a projection, the number of Sending District pupils reported in the current year December 1 Federal Pupil Count shall be used for staffing and budget planning for the following school year.

12. Program Cost

On or before fifteen days after the release of the May revise each year, the Provider District shall compute the projected Special Education Program Income and Special Education Program Expenditures for the following year with an Average Cost per Pupil for pupils enrolled in SAUSD Program for Deaf and Hard of Hearing Students based on the Projected Enrollment data, and provide it to Sending District's Special Education Department and Business Services Department.

13. No Waiver

The failure of the Provider District in any one or more instances to insist upon strict performance of any of the terms of this Agreement or to exercise any option herein conferred shall not be construed as a waiver or relinquishment to any extent of the right to assert or rely upon such terms or option on any future occasion.

14. Hold Harmless

To the extent permitted by law, and except for the acts or omissions of employees, agents and officers of the Sending District, the Provider District hereby agrees to hold harmless, indemnify and defend the Sending District and its officers, agents and employees from all claims, demands, liabilities, losses, damages, or expenses of any nature whatsoever arising from or connected with the Provider District's performance of services during the term of this Agreement.

To the extent permitted by law, and except for the acts or omissions of employees, agents and officers of Provider District, the Sending District hereby agrees to hold harmless, indemnify and defend Provider District and its governing board and their officers, agents and employees from all claims, demands, liabilities, losses, damages, or expenses of any nature whatsoever arising directly or indirectly from or connected with the performance of services other than for operations of Provider District during the term of this Agreement.

15. Complete Agreement

This Agreement is the complete Agreement of the parties. Any amendments hereto shall be in writing and shall be dated and executed by both parties.

IN WITNESS WHEREOF, the parties hereto have caused this Agreement to be executed.

APPROVED BY:

Santa Ana Unified School District
PROVIDER DISTRICT

Fullerton School District
SENDING DISTRICT

BY: _____
(Authorized Agent Signature)

BY: _____
(Authorized Agent Signature)

Manoj Roychowdhury
(Print Name)

(Print Name)

Assistant Superintendent, Business Services
(Title)

(Title)

DATE: _____

DATE: _____

BOARD APPROVAL: June 26, 2018

BOARD APPROVAL: _____

CWN
SPECIAL ED MOU
3-06
cc: SELPA

MEMORANDUM of UNDERSTANDING BETWEEN
SANTA ANA UNIFIED SCHOOL DISTRICT
AND
GARDEN GROVE UNIFIED SCHOOL DISTRICT

WHEREAS, Education Code sections 56195 et seq. authorize school districts to provide special education services to students in other districts by organizing Special Education Local Plan Areas (SELPA) and by developing local plans;

WHEREAS, these statutory provisions authorize school districts to provide for a governing structure and any necessary administrative support to implement the local plans, including a system for determining the responsibility of participating agencies for the education of each special education student;

WHEREAS, Education Code section 56195.5 authorizes districts and SELPAs to enter into contracts between school districts to provide for the education of special education students who may reside in other districts;

NOW, THEREFORE, it is hereby agreed by and between the Santa Ana Unified School District (hereinafter referred to as the "Provider District") and the Capistrano Unified School District (hereinafter referred to as the "Sending District") as follows:

1. Basis of Agreement

Pursuant to the authority established in Education Code sections 56195, 56195.1, 56195.3 and 56195.5, the Provider District may provide for the education of individual pupils in special education programs who reside in other districts or counties. Education Code section 46600 shall apply to interdistrict attendance agreements for programs conducted pursuant to this part.

2. Term of Agreement

This Agreement is effective for the period beginning July 1, 2018 through June 30, 2019.

3. Acknowledgment

It is acknowledged that, in accordance with Part 30 of the Education Code, Chapter 7.2, the California State funding formula for special education programs, services and administration generates an entitlement based on the average daily attendance of pupils in the local education agencies that comprise a SELPA.

4. Scope

The Provider shall conduct special education program and services for those eligible pupils of the Sending District referred by their Individual Education Program (IEP) Teams when it is jointly determined by the Sending District and the Provider District that the pupils' educational needs as specified in the IEP can be appropriately met by the programs operated by the Provider District. The Provider District shall maintain and provide special education programs for Sending District pupils during the 2018-19 school year within the administrative parameters established by the Provider District's SELPA. Class size ranges and student-adult ratios shall be maintained in a manner which allows the Provider District to meet the programmatic, health and safety needs of the pupils.

5. Annual and Triennial Reviews

The Sending District shall be notified of annual reviews and may provide a representative who will participate in the development of the IEP. For initial placement, triennial review, or a change in services specified on the current IEP, a Sending District representative who is authorized to approve or disapprove the allocation of specified Sending District resources necessary for the implementation of the IEP shall attend the IEP Meeting.

6. Pupil Count

A count shall be taken of the number of pupils enrolled in the programs as of the first day of each calendar month, July 1, 2018 through June 1, 2019. A pupil shall be counted as "enrolled" on the first day of attendance in the program or fourteen (14) days after the IEP Team has met and an approved IEP has been executed for the educational placement in the SAUSD Program for Deaf and Hard of Hearing Students, whichever occurs sooner. Pupils continuing in the programs from the previous school year shall be counted as "enrolled" on the first school day in September unless written notification of withdrawal is received from either the parent or Sending District. If a continuing pupil has not attended school by the eleventh day of the first school month, the Provider District shall notify the Sending District and a determination shall be made regarding continuing enrollment.

7. Definitions

a. "District Provided Programs" are the special education classes and support services operated by Provider District on behalf of SELPAs and districts in Orange County for special education students residing in their SELPA and district.

b. "Special Education Program Income" shall be defined as the sum of all State and Federal funds generated by or on behalf of pupils transferred to programs operated by the Provider District under this Agreement.

c. "Special Education Program Expenditures" shall include Direct Costs multiplied by an allocation factor of 1.5 cost which includes Support Costs and Indirect Cost.

d. "Average Cost Per Pupil" shall refer to the Special Education Program Expenditures attributable to the program divided by the average number of pupils enrolled during the year.

e. "Average Number of Pupils" shall refer to the total of the number of pupils counted on the first school day of each calendar month divided by the number of calendar months in the period specified.

8. Funding

In consideration of the enrollment of pupils in special education programs conducted by the Provider District, the SELPA and/or the Sending District transferring pupils to the programs operated by the Provider District agree to pay the Provider District the per pupil and shall provide for program funding as follows:

a. The Sending District shall be responsible for the Average Cost per Pupil in Provider District Program Schools multiplied by the average number of pupils enrolled by the Sending District, minus Special Education Program income received by the Provider District for the purpose of educating said pupils including, but not limited to Revenue Limit and Federal I.D.E.A Local Assistance Grant Funds.

b. Special Circumstances Paraeducators- The Sending District shall be responsible for the full cost of additional personnel as specified required for the benefit of and in the IEP for pupils who are residents of the Sending District.

c. The following documents shall be used as a basis for all figures reported:

Monthly Pupil Count
ADA Calculation
Program Cost Report
Program Summary Report
In-House Accounting Reports

d. Income and expenditures shall be listed in accordance with the California School Accounting Manual Standardized Account Code Structure for Special Education as of April 9, 2018.

9. Transportation

The Sending District transporting pupils to the Provider District shall ensure that buses arrive at the school site with sufficient time to unload students prior to the beginning of the instructional day and to load them at the end of the instructional day. Delays requiring either overtime supervision or causing portions of the instructional program to be missed and subsequently made up may result in charges to the Sending District for additional costs incurred by the Provider District.

10. Final Accounting

A final accounting accompanied by completed forms and invoices with appropriate supporting documentation will be sent by the Provider District to Sending District by October 15 of the following year. Corrections to prior year Special Education Program costs resulting from adjustments to income or expenditure calculations shall be credited or billed to the Sending District affected by the correction or adjustments.

11. Projected Enrollment

In order to assist the Provider District in planning for both housing and staffing needs for the programs, Sending District shall submit to the Provider District, in writing, on or before February 15 of each year, the projected number of pupils expected to be transferred to the programs for special education and support services in the following school year. Absent a projection, the number of Sending District pupils reported in the current year December 1 Federal Pupil Count shall be used for staffing and budget planning for the following school year.

12. Program Cost

On or before fifteen days after the release of the May revise each year, the Provider District shall compute the projected Special Education Program Income and Special Education Program Expenditures for the following year with an Average Cost per Pupil for pupils enrolled in SAUSD Program for Deaf and Hard of Hearing Students based on the Projected Enrollment data, and provide it to Sending District's Special Education Department and Business Services Department.

13. No Waiver

The failure of the Provider District in any one or more instances to insist upon strict performance of any of the terms of this Agreement or to exercise any option herein conferred shall not be construed as a waiver or relinquishment to any extent of the right to assert or rely upon such terms or option on any future occasion.

14. Hold Harmless

To the extent permitted by law, and except for the acts or omissions of employees, agents and officers of the Sending District, the Provider District hereby agrees to hold harmless, indemnify and defend the Sending District and its officers, agents and employees from all claims, demands, liabilities, losses, damages, or expenses of any nature whatsoever arising from or connected with the Provider District's performance of services during the term of this Agreement.

To the extent permitted by law, and except for the acts or omissions of employees, agents and officers of Provider District, the Sending District hereby agrees to hold harmless, indemnify and defend Provider District and its governing board and their officers, agents and employees from all claims, demands, liabilities, losses, damages, or expenses of any nature whatsoever arising directly or indirectly from or connected with the performance of services other than for operations of Provider District during the term of this Agreement.

15. Complete Agreement

This Agreement is the complete Agreement of the parties. Any amendments hereto shall be in writing and shall be dated and executed by both parties.

IN WITNESS WHEREOF, the parties hereto have caused this Agreement to be executed.

APPROVED BY:

Santa Ana Unified School District
PROVIDER DISTRICT

Garden Grove Unified School District
SENDING DISTRICT

BY: _____
(Authorized Agent Signature)

BY: _____
(Authorized Agent Signature)

Manoj Roychowdhury
(Print Name)

(Print Name)

Assistant Superintendent, Business Services
(Title)

(Title)

DATE: _____

DATE: _____

BOARD APPROVAL: June 26, 2018

BOARD APPROVAL: _____

CWN
SPECIAL ED MOU
3-06
cc: SELPA

MEMORANDUM of UNDERSTANDING BETWEEN
SANTA ANA UNIFIED SCHOOL DISTRICT
AND
IRVINE UNIFIED SCHOOL DISTRICT

WHEREAS, Education Code sections 56195 et seq. authorize school districts to provide special education services to students in other districts by organizing Special Education Local Plan Areas (SELPA) and by developing local plans;

WHEREAS, these statutory provisions authorize school districts to provide for a governing structure and any necessary administrative support to implement the local plans, including a system for determining the responsibility of participating agencies for the education of each special education student;

WHEREAS, Education Code section 56195.5 authorizes districts and SELPAs to enter into contracts between school districts to provide for the education of special education students who may reside in other districts;

NOW, THEREFORE, it is hereby agreed by and between the Santa Ana Unified School District (hereinafter referred to as the "Provider District") and the Capistrano Unified School District (hereinafter referred to as the "Sending District") as follows:

1. Basis of Agreement

Pursuant to the authority established in Education Code sections 56195, 56195.1, 56195.3 and 56195.5, the Provider District may provide for the education of individual pupils in special education programs who reside in other districts or counties. Education Code section 46600 shall apply to interdistrict attendance agreements for programs conducted pursuant to this part.

2. Term of Agreement

This Agreement is effective for the period beginning July 1, 2018 through June 30, 2019.

3. Acknowledgment

It is acknowledged that, in accordance with Part 30 of the Education Code, Chapter 7.2, the California State funding formula for special education programs, services and administration generates an entitlement based on the average daily attendance of pupils in the local education agencies that comprise a SELPA.

4. Scope

The Provider shall conduct special education program and services for those eligible pupils of the Sending District referred by their Individual Education Program (IEP) Teams when it is jointly determined by the Sending District and the Provider District that the pupils' educational needs as specified in the IEP can be appropriately met by the programs operated by the Provider District. The Provider District shall maintain and provide special education programs for Sending District pupils during the 2018-19 school year within the administrative parameters established by the Provider District's SELPA. Class size ranges and student-adult ratios shall be maintained in a manner which allows the Provider District to meet the programmatic, health and safety needs of the pupils.

5. Annual and Triennial Reviews

The Sending District shall be notified of annual reviews and may provide a representative who will participate in the development of the IEP. For initial placement, triennial review, or a change in services specified on the current IEP, a Sending District representative who is authorized to approve or disapprove the allocation of specified Sending District resources necessary for the implementation of the IEP shall attend the IEP Meeting.

6. Pupil Count

A count shall be taken of the number of pupils enrolled in the programs as of the first day of each calendar month, July 1, 2018 through June 1, 2019. A pupil shall be counted as "enrolled" on the first day of attendance in the program or fourteen (14) days after the IEP Team has met and an approved IEP has been executed for the educational placement in the SAUSD Program for Deaf and Hard of Hearing Students, whichever occurs sooner. Pupils continuing in the programs from the previous school year shall be counted as "enrolled" on the first school day in September unless written notification of withdrawal is received from either the parent or Sending District. If a continuing pupil has not attended school by the eleventh day of the first school month, the Provider District shall notify the Sending District and a determination shall be made regarding continuing enrollment.

7. Definitions

a. "District Provided Programs" are the special education classes and support services operated by Provider District on behalf of SELPAs and districts in Orange County for special education students residing in their SELPA and district.

b. "Special Education Program Income" shall be defined as the sum of all State and Federal funds generated by or on behalf of pupils transferred to programs operated by the Provider District under this Agreement.

c. "Special Education Program Expenditures" shall include Direct Costs multiplied by an allocation factor of 1.5 cost which includes Support Costs and Indirect Cost.

d. "Average Cost Per Pupil" shall refer to the Special Education Program Expenditures attributable to the program divided by the average number of pupils enrolled during the year.

e. "Average Number of Pupils" shall refer to the total of the number of pupils counted on the first school day of each calendar month divided by the number of calendar months in the period specified.

8. Funding

In consideration of the enrollment of pupils in special education programs conducted by the Provider District, the SELPA and/or the Sending District transferring pupils to the programs operated by the Provider District agree to pay the Provider District the per pupil and shall provide for program funding as follows:

a. The Sending District shall be responsible for the Average Cost per Pupil in Provider District Program Schools multiplied by the average number of pupils enrolled by the Sending District, minus Special Education Program income received by the Provider District for the purpose of educating said pupils including, but not limited to Revenue Limit and Federal I.D.E.A Local Assistance Grant Funds.

b. Special Circumstances Paraeducators- The Sending District shall be responsible for the full cost of additional personnel as specified required for the benefit of and in the IEP for pupils who are residents of the Sending District.

c. The following documents shall be used as a basis for all figures reported:

Monthly Pupil Count
ADA Calculation
Program Cost Report
Program Summary Report
In-House Accounting Reports

d. Income and expenditures shall be listed in accordance with the California School Accounting Manual Standardized Account Code Structure for Special Education as of April 9, 2018.

9. Transportation

The Sending District transporting pupils to the Provider District shall ensure that buses arrive at the school site with sufficient time to unload students prior to the beginning of the instructional day and to load them at the end of the instructional day. Delays requiring either overtime supervision or causing portions of the instructional program to be missed and subsequently made up may result in charges to the Sending District for additional costs incurred by the Provider District.

10. Final Accounting

A final accounting accompanied by completed forms and invoices with appropriate supporting documentation will be sent by the Provider District to Sending District by October 15 of the following year. Corrections to prior year Special Education Program costs resulting from adjustments to income or expenditure calculations shall be credited or billed to the Sending District affected by the correction or adjustments.

11. Projected Enrollment

In order to assist the Provider District in planning for both housing and staffing needs for the programs, Sending District shall submit to the Provider District, in writing, on or before February 15 of each year, the projected number of pupils expected to be transferred to the programs for special education and support services in the following school year. Absent a projection, the number of Sending District pupils reported in the current year December 1 Federal Pupil Count shall be used for staffing and budget planning for the following school year.

12. Program Cost

On or before fifteen days after the release of the May revise each year, the Provider District shall compute the projected Special Education Program Income and Special Education Program Expenditures for the following year with an Average Cost per Pupil for pupils enrolled in SAUSD Program for Deaf and Hard of Hearing Students based on the Projected Enrollment data, and provide it to Sending District's Special Education Department and Business Services Department.

13. No Waiver

The failure of the Provider District in any one or more instances to insist upon strict performance of any of the terms of this Agreement or to exercise any option herein conferred shall not be construed as a waiver or relinquishment to any extent of the right to assert or rely upon such terms or option on any future occasion.

14. Hold Harmless

To the extent permitted by law, and except for the acts or omissions of employees, agents and officers of the Sending District, the Provider District hereby agrees to hold harmless, indemnify and defend the Sending District and its officers, agents and employees from all claims, demands, liabilities, losses, damages, or expenses of any nature whatsoever arising from or connected with the Provider District's performance of services during the term of this Agreement.

To the extent permitted by law, and except for the acts or omissions of employees, agents and officers of Provider District, the Sending District hereby agrees to hold harmless, indemnify and defend Provider District and its governing board and their officers, agents and employees from all claims, demands, liabilities, losses, damages, or expenses of any nature whatsoever arising directly or indirectly from or connected with the performance of services other than for operations of Provider District during the term of this Agreement.

15. Complete Agreement

This Agreement is the complete Agreement of the parties. Any amendments hereto shall be in writing and shall be dated and executed by both parties.

IN WITNESS WHEREOF, the parties hereto have caused this Agreement to be executed.

APPROVED BY:

Santa Ana Unified School District
PROVIDER DISTRICT

Irvine Unified School District
SENDING DISTRICT

BY: _____
(Authorized Agent Signature)

BY: _____
(Authorized Agent Signature)

Manoj Roychowdhury
(Print Name)

(Print Name)

Assistant Superintendent, Business Services
(Title)

(Title)

DATE: _____

DATE: _____

BOARD APPROVAL: June 26, 2018

BOARD APPROVAL: _____

CWN
SPECIAL ED MOU
3-06
cc: SELPA

MEMORANDUM of UNDERSTANDING BETWEEN
SANTA ANA UNIFIED SCHOOL DISTRICT
AND
NEWPORT MESA UNIFIED SCHOOL DISTRICT

WHEREAS, Education Code sections 56195 et seq. authorize school districts to provide special education services to students in other districts by organizing Special Education Local Plan Areas (SELPA) and by developing local plans;

WHEREAS, these statutory provisions authorize school districts to provide for a governing structure and any necessary administrative support to implement the local plans, including a system for determining the responsibility of participating agencies for the education of each special education student;

WHEREAS, Education Code section 56195.5 authorizes districts and SELPA to enter into contracts between school districts to provide for the education of special education students who may reside in other districts;

NOW, THEREFORE, it is hereby agreed by and between the Santa Ana Unified School District (hereinafter referred to as the "Provider District") and the Capistrano Unified School District (hereinafter referred to as the "Sending District") as follows:

1. Basis of Agreement

Pursuant to the authority established in Education Code sections 56195, 56195.1, 56195.3 and 56195.5, the Provider District may provide for the education of individual pupils in special education programs who reside in other districts or counties. Education Code section 46600 shall apply to interdistrict attendance agreements for programs conducted pursuant to this part.

2. Term of Agreement

This Agreement is effective for the period beginning July 1, 2018 through June 30, 2019.

3. Acknowledgment

It is acknowledged that, in accordance with Part 30 of the Education Code, Chapter 7.2, the California State funding formula for special education programs, services and administration generates an entitlement based on the average daily attendance of pupils in the local education agencies that comprise a SELPA.

4. Scope

The Provider shall conduct special education program and services for those eligible pupils of the Sending District referred by their Individual Education Program (IEP) Teams when it is jointly determined by the Sending District and the Provider District that the pupils' educational needs as specified in the IEP can be appropriately met by the programs operated by the Provider District. The Provider District shall maintain and provide special education programs for Sending District pupils during the 2018-19 school year within the administrative parameters established by the Provider District's SELPA. Class size ranges and student-adult ratios shall be maintained in a manner which allows the Provider District to meet the programmatic, health and safety needs of the pupils.

5. Annual and Triennial Reviews

The Sending District shall be notified of annual reviews and may provide a representative who will participate in the development of the IEP. For initial placement, triennial review, or a change in services specified on the current IEP, a Sending District representative who is authorized to approve or disapprove the allocation of specified Sending District resources necessary for the implementation of the IEP shall attend the IEP Meeting.

6. Pupil Count

A count shall be taken of the number of pupils enrolled in the programs as of the first day of each calendar month, July 1, 2018 through June 1, 2019. A pupil shall be counted as "enrolled" on the first day of attendance in the program or fourteen (14) days after the IEP Team has met and an approved IEP has been executed for the educational placement in the SAUSD Program for Deaf and Hard of Hearing Students, whichever occurs sooner. Pupils continuing in the programs from the previous school year shall be counted as "enrolled" on the first school day in September unless written notification of withdrawal is received from either the parent or Sending District. If a continuing pupil has not attended school by the eleventh day of the first school month, the Provider District shall notify the Sending District and a determination shall be made regarding continuing enrollment.

7. Definitions

a. "District Provided Programs" are the special education classes and support services operated by Provider District on behalf of SELPAs and districts in Orange County for special education students residing in their SELPA and district.

b. "Special Education Program Income" shall be defined as the sum of all State and Federal funds generated by or on behalf of pupils transferred to programs operated by the Provider District under this Agreement.

c. "Special Education Program Expenditures" shall include Direct Costs multiplied by an allocation factor of 1.5 cost which includes Support Costs and Indirect Cost.

d. "Average Cost Per Pupil" shall refer to the Special Education Program Expenditures attributable to the program divided by the average number of pupils enrolled during the year.

e. "Average Number of Pupils" shall refer to the total of the number of pupils counted on the first school day of each calendar month divided by the number of calendar months in the period specified.

8. Funding

In consideration of the enrollment of pupils in special education programs conducted by the Provider District, the SELPA and/or the Sending District transferring pupils to the programs operated by the Provider District agree to pay the Provider District the per pupil and shall provide for program funding as follows:

a. The Sending District shall be responsible for the Average Cost per Pupil in Provider District Program Schools multiplied by the average number of pupils enrolled by the Sending District, minus Special Education Program income received by the Provider District for the purpose of educating said pupils including, but not limited to Revenue Limit and Federal I.D.E.A Local Assistance Grant Funds.

b. Special Circumstances Paraeducators- The Sending District shall be responsible for the full cost of additional personnel as specified required for the benefit of and in the IEP for pupils who are residents of the Sending District.

c. The following documents shall be used as a basis for all figures reported:

Monthly Pupil Count
ADA Calculation
Program Cost Report
Program Summary Report
In-House Accounting Reports

d. Income and expenditures shall be listed in accordance with the California School Accounting Manual Standardized Account Code Structure for Special Education as of April 9, 2018.

9. Transportation

The Sending District transporting pupils to the Provider District shall ensure that buses arrive at the school site with sufficient time to unload students prior to the beginning of the instructional day and to load them at the end of the instructional day. Delays requiring either overtime supervision or causing portions of the instructional program to be missed and subsequently made up may result in charges to the Sending District for additional costs incurred by the Provider District.

10. Final Accounting

A final accounting accompanied by completed forms and invoices with appropriate supporting documentation will be sent by the Provider District to Sending District by October 15 of the following year. Corrections to prior year Special Education Program costs resulting from adjustments to income or expenditure calculations shall be credited or billed to the Sending District affected by the correction or adjustments.

11. Projected Enrollment

In order to assist the Provider District in planning for both housing and staffing needs for the programs, Sending District shall submit to the Provider District, in writing, on or before February 15 of each year, the projected number of pupils expected to be transferred to the programs for special education and support services in the following school year. Absent a projection, the number of Sending District pupils reported in the current year December 1 Federal Pupil Count shall be used for staffing and budget planning for the following school year.

12. Program Cost

On or before fifteen days after the release of the May revise each year, the Provider District shall compute the projected Special Education Program Income and Special Education Program Expenditures for the following year with an Average Cost per Pupil for pupils enrolled in SAUSD Program for Deaf and Hard of Hearing Students based on the Projected Enrollment data, and provide it to Sending District's Special Education Department and Business Services Department.

13. No Waiver

The failure of the Provider District in any one or more instances to insist upon strict performance of any of the terms of this Agreement or to exercise any option herein conferred shall not be construed as a waiver or relinquishment to any extent of the right to assert or rely upon such terms or option on any future occasion.

14. Hold Harmless

To the extent permitted by law, and except for the acts or omissions of employees, agents and officers of the Sending District, the Provider District hereby agrees to hold harmless, indemnify and defend the Sending District and its officers, agents and employees from all claims, demands, liabilities, losses, damages, or expenses of any nature whatsoever arising from or connected with the Provider District's performance of services during the term of this Agreement.

To the extent permitted by law, and except for the acts or omissions of employees, agents and officers of Provider District, the Sending District hereby agrees to hold harmless, indemnify and defend Provider District and its governing board and their officers, agents and employees from all claims, demands, liabilities, losses, damages, or expenses of any nature whatsoever arising directly or indirectly from or connected with the performance of services other than for operations of Provider District during the term of this Agreement.

15. Complete Agreement

This Agreement is the complete Agreement of the parties. Any amendments hereto shall be in writing and shall be dated and executed by both parties.

IN WITNESS WHEREOF, the parties hereto have caused this Agreement to be executed.

APPROVED BY:

Santa Ana Unified School District
PROVIDER DISTRICT

Newport Mesa Unified School District
SENDING DISTRICT

BY: _____
(Authorized Agent Signature)

BY: _____
(Authorized Agent Signature)

Manoj Roychowdhury
(Print Name)

(Print Name)

Assistant Superintendent, Business Services
(Title)

(Title)

DATE: _____

DATE: _____

BOARD APPROVAL: June 26, 2018

BOARD APPROVAL: _____

CWN
SPECIAL ED MOU
3-06
cc: SELPA

MEMORANDUM of UNDERSTANDING BETWEEN
SANTA ANA UNIFIED SCHOOL DISTRICT
AND
ORANGE UNIFIED SCHOOL DISTRICT

WHEREAS, Education Code sections 56195 et seq. authorize school districts to provide special education services to students in other districts by organizing Special Education Local Plan Areas (SELPA) and by developing local plans;

WHEREAS, these statutory provisions authorize school districts to provide for a governing structure and any necessary administrative support to implement the local plans, including a system for determining the responsibility of participating agencies for the education of each special education student;

WHEREAS, Education Code section 56195.5 authorizes districts and SELPA to enter into contracts between school districts to provide for the education of special education students who may reside in other districts;

NOW, THEREFORE, it is hereby agreed by and between the Santa Ana Unified School District (hereinafter referred to as the "Provider District") and the Capistrano Unified School District (hereinafter referred to as the "Sending District") as follows:

1. Basis of Agreement

Pursuant to the authority established in Education Code sections 56195, 56195.1, 56195.3 and 56195.5, the Provider District may provide for the education of individual pupils in special education programs who reside in other districts or counties. Education Code section 46600 shall apply to interdistrict attendance agreements for programs conducted pursuant to this part.

2. Term of Agreement

This Agreement is effective for the period beginning July 1, 2018 through June 30, 2019.

3. Acknowledgment

It is acknowledged that, in accordance with Part 30 of the Education Code, Chapter 7.2, the California State funding formula for special education programs, services and administration generates an entitlement based on the average daily attendance of pupils in the local education agencies that comprise a SELPA.

4. Scope

The Provider shall conduct special education program and services for those eligible pupils of the Sending District referred by their Individual Education Program (IEP) Teams when it is jointly determined by the Sending District and the Provider District that the pupils' educational needs as specified in the IEP can be appropriately met by the programs operated by the Provider District. The Provider District shall maintain and provide special education programs for Sending District pupils during the 2018-19 school year within the administrative parameters established by the Provider District's SELPA. Class size ranges and student-adult ratios shall be maintained in a manner which allows the Provider District to meet the programmatic, health and safety needs of the pupils.

5. Annual and Triennial Reviews

The Sending District shall be notified of annual reviews and may provide a representative who will participate in the development of the IEP. For initial placement, triennial review, or a change in services specified on the current IEP, a Sending District representative who is authorized to approve or disapprove the allocation of specified Sending District resources necessary for the implementation of the IEP shall attend the IEP Meeting.

6. Pupil Count

A count shall be taken of the number of pupils enrolled in the programs as of the first day of each calendar month, July 1, 2018 through June 1, 2019. A pupil shall be counted as "enrolled" on the first day of attendance in the program or fourteen (14) days after the IEP Team has met and an approved IEP has been executed for the educational placement in the SAUSD Program for Deaf and Hard of Hearing Students, whichever occurs sooner. Pupils continuing in the programs from the previous school year shall be counted as "enrolled" on the first school day in September unless written notification of withdrawal is received from either the parent or Sending District. If a continuing pupil has not attended school by the eleventh day of the first school month, the Provider District shall notify the Sending District and a determination shall be made regarding continuing enrollment.

7. Definitions

a. "District Provided Programs" are the special education classes and support services operated by Provider District on behalf of SELPAs and districts in Orange County for special education students residing in their SELPA and district.

b. "Special Education Program Income" shall be defined as the sum of all State and Federal funds generated by or on behalf of pupils transferred to programs operated by the Provider District under this Agreement.

c. "Special Education Program Expenditures" shall include Direct Costs multiplied by an allocation factor of 1.5 cost which includes Support Costs and Indirect Cost.

d. "Average Cost Per Pupil" shall refer to the Special Education Program Expenditures attributable to the program divided by the average number of pupils enrolled during the year.

e. "Average Number of Pupils" shall refer to the total of the number of pupils counted on the first school day of each calendar month divided by the number of calendar months in the period specified.

8. Funding

In consideration of the enrollment of pupils in special education programs conducted by the Provider District, the SELPA and/or the Sending District transferring pupils to the programs operated by the Provider District agree to pay the Provider District the per pupil and shall provide for program funding as follows:

a. The Sending District shall be responsible for the Average Cost per Pupil in Provider District Program Schools multiplied by the average number of pupils enrolled by the Sending District, minus Special Education Program income received by the Provider District for the purpose of educating said pupils including, but not limited to Revenue Limit and Federal I.D.E.A Local Assistance Grant Funds.

b. Special Circumstances Paraeducators- The Sending District shall be responsible for the full cost of additional personnel as specified required for the benefit of and in the IEP for pupils who are residents of the Sending District.

c. The following documents shall be used as a basis for all figures reported:

Monthly Pupil Count
ADA Calculation
Program Cost Report
Program Summary Report
In-House Accounting Reports

d. Income and expenditures shall be listed in accordance with the California School Accounting Manual Standardized Account Code Structure for Special Education as of April 9, 2018.

9. Transportation

The Sending District transporting pupils to the Provider District shall ensure that buses arrive at the school site with sufficient time to unload students prior to the beginning of the instructional day and to load them at the end of the instructional day. Delays requiring either overtime supervision or causing portions of the instructional program to be missed and subsequently made up may result in charges to the Sending District for additional costs incurred by the Provider District.

10. Final Accounting

A final accounting accompanied by completed forms and invoices with appropriate supporting documentation will be sent by the Provider District to Sending District by October 15 of the following year. Corrections to prior year Special Education Program costs resulting from adjustments to income or expenditure calculations shall be credited or billed to the Sending District affected by the correction or adjustments.

11. Projected Enrollment

In order to assist the Provider District in planning for both housing and staffing needs for the programs, Sending District shall submit to the Provider District, in writing, on or before February 15 of each year, the projected number of pupils expected to be transferred to the programs for special education and support services in the following school year. Absent a projection, the number of Sending District pupils reported in the current year December 1 Federal Pupil Count shall be used for staffing and budget planning for the following school year.

12. Program Cost

On or before fifteen days after the release of the May revise each year, the Provider District shall compute the projected Special Education Program Income and Special Education Program Expenditures for the following year with an Average Cost per Pupil for pupils enrolled in SAUSD Program for Deaf and Hard of Hearing Students based on the Projected Enrollment data, and provide it to Sending District's Special Education Department and Business Services Department.

13. No Waiver

The failure of the Provider District in any one or more instances to insist upon strict performance of any of the terms of this Agreement or to exercise any option herein conferred shall not be construed as a waiver or relinquishment to any extent of the right to assert or rely upon such terms or option on any future occasion.

14. Hold Harmless

To the extent permitted by law, and except for the acts or omissions of employees, agents and officers of the Sending District, the Provider District hereby agrees to hold harmless, indemnify and defend the Sending District and its officers, agents and employees from all claims, demands, liabilities, losses, damages, or expenses of any nature whatsoever arising from or connected with the Provider District's performance of services during the term of this Agreement.

To the extent permitted by law, and except for the acts or omissions of employees, agents and officers of Provider District, the Sending District hereby agrees to hold harmless, indemnify and defend Provider District and its governing board and their officers, agents and employees from all claims, demands, liabilities, losses, damages, or expenses of any nature whatsoever arising directly or indirectly from or connected with the performance of services other than for operations of Provider District during the term of this Agreement.

15. Complete Agreement

This Agreement is the complete Agreement of the parties. Any amendments hereto shall be in writing and shall be dated and executed by both parties.

IN WITNESS WHEREOF, the parties hereto have caused this Agreement to be executed.

APPROVED BY:

Santa Ana Unified School District
PROVIDER DISTRICT

Orange Unified School District
SENDING DISTRICT

BY: _____
(Authorized Agent Signature)

BY: _____
(Authorized Agent Signature)

Manoj Roychowdhury
(Print Name)

(Print Name)

Assistant Superintendent, Business Services
(Title)

(Title)

DATE: _____

DATE: _____

BOARD APPROVAL: June 26, 2018

BOARD APPROVAL: _____

CWN
SPECIAL ED MOU
3-06
cc: SELPA

MEMORANDUM of UNDERSTANDING BETWEEN
SANTA ANA UNIFIED SCHOOL DISTRICT
AND
PLACENTIA-YORBA LINDA UNIFIED SCHOOL DISTRICT

WHEREAS, Education Code sections 56195 et seq. authorize school districts to provide special education services to students in other districts by organizing Special Education Local Plan Areas (SELPA) and by developing local plans;

WHEREAS, these statutory provisions authorize school districts to provide for a governing structure and any necessary administrative support to implement the local plans, including a system for determining the responsibility of participating agencies for the education of each special education student;

WHEREAS, Education Code section 56195.5 authorizes districts and SELPAs to enter into contracts between school districts to provide for the education of special education students who may reside in other districts;

NOW, THEREFORE, it is hereby agreed by and between the Santa Ana Unified School District (hereinafter referred to as the "Provider District") and the Capistrano Unified School District (hereinafter referred to as the "Sending District") as follows:

1. Basis of Agreement

Pursuant to the authority established in Education Code sections 56195, 56195.1, 56195.3 and 56195.5, the Provider District may provide for the education of individual pupils in special education programs who reside in other districts or counties. Education Code section 46600 shall apply to interdistrict attendance agreements for programs conducted pursuant to this part.

2. Term of Agreement

This Agreement is effective for the period beginning July 1, 2018 through June 30, 2019.

3. Acknowledgment

It is acknowledged that, in accordance with Part 30 of the Education Code, Chapter 7.2, the California State funding formula for special education programs, services and administration generates an entitlement based on the average daily attendance of pupils in the local education agencies that comprise a SELPA.

4. Scope

The Provider shall conduct special education program and services for those eligible pupils of the Sending District referred by their Individual Education Program (IEP) Teams when it is jointly determined by the Sending District and the Provider District that the pupils' educational needs as specified in the IEP can be appropriately met by the programs operated by the Provider District. The Provider District shall maintain and provide special education programs for Sending District pupils during the 2018-19 school year within the administrative parameters established by the Provider District's SELPA. Class size ranges and student-adult ratios shall be maintained in a manner which allows the Provider District to meet the programmatic, health and safety needs of the pupils.

5. Annual and Triennial Reviews

The Sending District shall be notified of annual reviews and may provide a representative who will participate in the development of the IEP. For initial placement, triennial review, or a change in services specified on the current IEP, a Sending District representative who is authorized to approve or disapprove the allocation of specified Sending District resources necessary for the implementation of the IEP shall attend the IEP Meeting.

6. Pupil Count

A count shall be taken of the number of pupils enrolled in the programs as of the first day of each calendar month, July 1, 2018 through June 1, 2019. A pupil shall be counted as "enrolled" on the first day of attendance in the program or fourteen (14) days after the IEP Team has met and an approved IEP has been executed for the educational placement in the SAUSD Program for Deaf and Hard of Hearing Students, whichever occurs sooner. Pupils continuing in the programs from the previous school year shall be counted as "enrolled" on the first school day in September unless written notification of withdrawal is received from either the parent or Sending District. If a continuing pupil has not attended school by the eleventh day of the first school month, the Provider District shall notify the Sending District and a determination shall be made regarding continuing enrollment.

7. Definitions

a. "District Provided Programs" are the special education classes and support services operated by Provider District on behalf of SELPAs and districts in Orange County for special education students residing in their SELPA and district.

b. "Special Education Program Income" shall be defined as the sum of all State and Federal funds generated by or on behalf of pupils transferred to programs operated by the Provider District under this Agreement.

c. "Special Education Program Expenditures" shall include Direct Costs multiplied by an allocation factor of 1.5 cost which includes Support Costs and Indirect Cost.

d. "Average Cost Per Pupil" shall refer to the Special Education Program Expenditures attributable to the program divided by the average number of pupils enrolled during the year.

e. "Average Number of Pupils" shall refer to the total of the number of pupils counted on the first school day of each calendar month divided by the number of calendar months in the period specified.

8. Funding

In consideration of the enrollment of pupils in special education programs conducted by the Provider District, the SELPA and/or the Sending District transferring pupils to the programs operated by the Provider District agree to pay the Provider District the per pupil and shall provide for program funding as follows:

a. The Sending District shall be responsible for the Average Cost per Pupil in Provider District Program Schools multiplied by the average number of pupils enrolled by the Sending District, minus Special Education Program income received by the Provider District for the purpose of educating said pupils including, but not limited to Revenue Limit and Federal I.D.E.A Local Assistance Grant Funds.

b. Special Circumstances Paraeducators- The Sending District shall be responsible for the full cost of additional personnel as specified required for the benefit of and in the IEP for pupils who are residents of the Sending District.

c. The following documents shall be used as a basis for all figures reported:

Monthly Pupil Count
ADA Calculation
Program Cost Report
Program Summary Report
In-House Accounting Reports

d. Income and expenditures shall be listed in accordance with the California School Accounting Manual Standardized Account Code Structure for Special Education as of April 9, 2018.

9. Transportation

The Sending District transporting pupils to the Provider District shall ensure that buses arrive at the school site with sufficient time to unload students prior to the beginning of the instructional day and to load them at the end of the instructional day. Delays requiring either overtime supervision or causing portions of the instructional program to be missed and subsequently made up may result in charges to the Sending District for additional costs incurred by the Provider District.

10. Final Accounting

A final accounting accompanied by completed forms and invoices with appropriate supporting documentation will be sent by the Provider District to Sending District by October 15 of the following year. Corrections to prior year Special Education Program costs resulting from adjustments to income or expenditure calculations shall be credited or billed to the Sending District affected by the correction or adjustments.

11. Projected Enrollment

In order to assist the Provider District in planning for both housing and staffing needs for the programs, Sending District shall submit to the Provider District, in writing, on or before February 15 of each year, the projected number of pupils expected to be transferred to the programs for special education and support services in the following school year. Absent a projection, the number of Sending District pupils reported in the current year December 1 Federal Pupil Count shall be used for staffing and budget planning for the following school year.

12. Program Cost

On or before fifteen days after the release of the May revise each year, the Provider District shall compute the projected Special Education Program Income and Special Education Program Expenditures for the following year with an Average Cost per Pupil for pupils enrolled in SAUSD Program for Deaf and Hard of Hearing Students based on the Projected Enrollment data, and provide it to Sending District's Special Education Department and Business Services Department.

13. No Waiver

The failure of the Provider District in any one or more instances to insist upon strict performance of any of the terms of this Agreement or to exercise any option herein conferred shall not be construed as a waiver or relinquishment to any extent of the right to assert or rely upon such terms or option on any future occasion.

14. Hold Harmless

To the extent permitted by law, and except for the acts or omissions of employees, agents and officers of the Sending District, the Provider District hereby agrees to hold harmless, indemnify and defend the Sending District and its officers, agents and employees from all claims, demands, liabilities, losses, damages, or expenses of any nature whatsoever arising from or connected with the Provider District's performance of services during the term of this Agreement.

To the extent permitted by law, and except for the acts or omissions of employees, agents and officers of Provider District, the Sending District hereby agrees to hold harmless, indemnify and defend Provider District and its governing board and their officers, agents and employees from all claims, demands, liabilities, losses, damages, or expenses of any nature whatsoever arising directly or indirectly from or connected with the performance of services other than for operations of Provider District during the term of this Agreement.

15. Complete Agreement

This Agreement is the complete Agreement of the parties. Any amendments hereto shall be in writing and shall be dated and executed by both parties.

IN WITNESS WHEREOF, the parties hereto have caused this Agreement to be executed.

APPROVED BY:

Santa Ana Unified School District
PROVIDER DISTRICT

Placentia-Yorba Linda Unified School District
SENDING DISTRICT

BY: _____
(Authorized Agent Signature)

BY: _____
(Authorized Agent Signature)

Manoj Roychowdhury
(Print Name)

(Print Name)

Assistant Superintendent, Business Services
(Title)

(Title)

DATE: _____

DATE: _____

BOARD APPROVAL: June 26, 2018

BOARD APPROVAL: _____

CWN
SPECIAL ED MOU
3-06
cc: SELPA

MEMORANDUM of UNDERSTANDING BETWEEN
SANTA ANA UNIFIED SCHOOL DISTRICT
AND
SADDLEBACK VALLEY UNIFIED SCHOOL DISTRICT

WHEREAS, Education Code sections 56195 et seq. authorize school districts to provide special education services to students in other districts by organizing Special Education Local Plan Areas (SELPA) and by developing local plans;

WHEREAS, these statutory provisions authorize school districts to provide for a governing structure and any necessary administrative support to implement the local plans, including a system for determining the responsibility of participating agencies for the education of each special education student;

WHEREAS, Education Code section 56195.5 authorizes districts and SELPAs to enter into contracts between school districts to provide for the education of special education students who may reside in other districts;

NOW, THEREFORE, it is hereby agreed by and between the Santa Ana Unified School District (hereinafter referred to as the "Provider District") and the Capistrano Unified School District (hereinafter referred to as the "Sending District") as follows:

1. Basis of Agreement

Pursuant to the authority established in Education Code sections 56195, 56195.1, 56195.3 and 56195.5, the Provider District may provide for the education of individual pupils in special education programs who reside in other districts or counties. Education Code section 46600 shall apply to interdistrict attendance agreements for programs conducted pursuant to this part.

2. Term of Agreement

This Agreement is effective for the period beginning July 1, 2018 through June 30, 2019.

3. Acknowledgment

It is acknowledged that, in accordance with Part 30 of the Education Code, Chapter 7.2, the California State funding formula for special education programs, services and administration generates an entitlement based on the average daily attendance of pupils in the local education agencies that comprise a SELPA.

4. Scope

The Provider shall conduct special education program and services for those eligible pupils of the Sending District referred by their Individual Education Program (IEP) Teams when it is jointly determined by the Sending District and the Provider District that the pupils' educational needs as specified in the IEP can be appropriately met by the programs operated by the Provider District. The Provider District shall maintain and provide special education programs for Sending District pupils during the 2018-19 school year within the administrative parameters established by the Provider District's SELPA. Class size ranges and student-adult ratios shall be maintained in a manner which allows the Provider District to meet the programmatic, health and safety needs of the pupils.

5. Annual and Triennial Reviews

The Sending District shall be notified of annual reviews and may provide a representative who will participate in the development of the IEP. For initial placement, triennial review, or a change in services specified on the current IEP, a Sending District representative who is authorized to approve or disapprove the allocation of specified Sending District resources necessary for the implementation of the IEP shall attend the IEP Meeting.

6. Pupil Count

A count shall be taken of the number of pupils enrolled in the programs as of the first day of each calendar month, July 1, 2018 through June 1, 2019. A pupil shall be counted as "enrolled" on the first day of attendance in the program or fourteen (14) days after the IEP Team has met and an approved IEP has been executed for the educational placement in the SAUSD Program for Deaf and Hard of Hearing Students, whichever occurs sooner. Pupils continuing in the programs from the previous school year shall be counted as "enrolled" on the first school day in September unless written notification of withdrawal is received from either the parent or Sending District. If a continuing pupil has not attended school by the eleventh day of the first school month, the Provider District shall notify the Sending District and a determination shall be made regarding continuing enrollment.

7. Definitions

a. "District Provided Programs" are the special education classes and support services operated by Provider District on behalf of SELPAs and districts in Orange County for special education students residing in their SELPA and district.

b. "Special Education Program Income" shall be defined as the sum of all State and Federal funds generated by or on behalf of pupils transferred to programs operated by the Provider District under this Agreement.

c. "Special Education Program Expenditures" shall include Direct Costs multiplied by an allocation factor of 1.5 cost which includes Support Costs and Indirect Cost.

d. "Average Cost Per Pupil" shall refer to the Special Education Program Expenditures attributable to the program divided by the average number of pupils enrolled during the year.

e. "Average Number of Pupils" shall refer to the total of the number of pupils counted on the first school day of each calendar month divided by the number of calendar months in the period specified.

8. Funding

In consideration of the enrollment of pupils in special education programs conducted by the Provider District, the SELPA and/or the Sending District transferring pupils to the programs operated by the Provider District agree to pay the Provider District the per pupil and shall provide for program funding as follows:

a. The Sending District shall be responsible for the Average Cost per Pupil in Provider District Program Schools multiplied by the average number of pupils enrolled by the Sending District, minus Special Education Program income received by the Provider District for the purpose of educating said pupils including, but not limited to Revenue Limit and Federal I.D.E.A Local Assistance Grant Funds.

b. Special Circumstances Paraeducators- The Sending District shall be responsible for the full cost of additional personnel as specified required for the benefit of and in the IEP for pupils who are residents of the Sending District.

c. The following documents shall be used as a basis for all figures reported:

Monthly Pupil Count
ADA Calculation
Program Cost Report
Program Summary Report
In-House Accounting Reports

d. Income and expenditures shall be listed in accordance with the California School Accounting Manual Standardized Account Code Structure for Special Education as of April 9, 2018.

9. Transportation

The Sending District transporting pupils to the Provider District shall ensure that buses arrive at the school site with sufficient time to unload students prior to the beginning of the instructional day and to load them at the end of the instructional day. Delays requiring either overtime supervision or causing portions of the instructional program to be missed and subsequently made up may result in charges to the Sending District for additional costs incurred by the Provider District.

10. Final Accounting

A final accounting accompanied by completed forms and invoices with appropriate supporting documentation will be sent by the Provider District to Sending District by October 15 of the following year. Corrections to prior year Special Education Program costs resulting from adjustments to income or expenditure calculations shall be credited or billed to the Sending District affected by the correction or adjustments.

11. Projected Enrollment

In order to assist the Provider District in planning for both housing and staffing needs for the programs, Sending District shall submit to the Provider District, in writing, on or before February 15 of each year, the projected number of pupils expected to be transferred to the programs for special education and support services in the following school year. Absent a projection, the number of Sending District pupils reported in the current year December 1 Federal Pupil Count shall be used for staffing and budget planning for the following school year.

12. Program Cost

On or before fifteen days after the release of the May revise each year, the Provider District shall compute the projected Special Education Program Income and Special Education Program Expenditures for the following year with an Average Cost per Pupil for pupils enrolled in SAUSD Program for Deaf and Hard of Hearing Students based on the Projected Enrollment data, and provide it to Sending District's Special Education Department and Business Services Department.

13. No Waiver

The failure of the Provider District in any one or more instances to insist upon strict performance of any of the terms of this Agreement or to exercise any option herein conferred shall not be construed as a waiver or relinquishment to any extent of the right to assert or rely upon such terms or option on any future occasion.

14. Hold Harmless

To the extent permitted by law, and except for the acts or omissions of employees, agents and officers of the Sending District, the Provider District hereby agrees to hold harmless, indemnify and defend the Sending District and its officers, agents and employees from all claims, demands, liabilities, losses, damages, or expenses of any nature whatsoever arising from or connected with the Provider District's performance of services during the term of this Agreement.

To the extent permitted by law, and except for the acts or omissions of employees, agents and officers of Provider District, the Sending District hereby agrees to hold harmless, indemnify and defend Provider District and its governing board and their officers, agents and employees from all claims, demands, liabilities, losses, damages, or expenses of any nature whatsoever arising directly or indirectly from or connected with the performance of services other than for operations of Provider District during the term of this Agreement.

15. Complete Agreement

This Agreement is the complete Agreement of the parties. Any amendments hereto shall be in writing and shall be dated and executed by both parties.

IN WITNESS WHEREOF, the parties hereto have caused this Agreement to be executed.

APPROVED BY:

Santa Ana Unified School District
PROVIDER DISTRICT

Saddleback Valley Unified School District
SENDING DISTRICT

BY: _____
(Authorized Agent Signature)

BY: _____
(Authorized Agent Signature)

Manoj Roychowdhury
(Print Name)

(Print Name)

Assistant Superintendent, Business Services
(Title)

(Title)

DATE: _____

DATE: _____

BOARD APPROVAL: June 26, 2018

BOARD APPROVAL: _____

CWN
SPECIAL ED MOU
3-06
cc: SELPA

MEMORANDUM of UNDERSTANDING BETWEEN
SANTA ANA UNIFIED SCHOOL DISTRICT
AND
TUSTIN UNIFIED SCHOOL DISTRICT

WHEREAS, Education Code sections 56195 et seq. authorize school districts to provide special education services to students in other districts by organizing Special Education Local Plan Areas (SELPA) and by developing local plans;

WHEREAS, these statutory provisions authorize school districts to provide for a governing structure and any necessary administrative support to implement the local plans, including a system for determining the responsibility of participating agencies for the education of each special education student;

WHEREAS, Education Code section 56195.5 authorizes districts and SELPA to enter into contracts between school districts to provide for the education of special education students who may reside in other districts;

NOW, THEREFORE, it is hereby agreed by and between the Santa Ana Unified School District (hereinafter referred to as the "Provider District") and the Capistrano Unified School District (hereinafter referred to as the "Sending District") as follows:

1. Basis of Agreement

Pursuant to the authority established in Education Code sections 56195, 56195.1, 56195.3 and 56195.5, the Provider District may provide for the education of individual pupils in special education programs who reside in other districts or counties. Education Code section 46600 shall apply to interdistrict attendance agreements for programs conducted pursuant to this part.

2. Term of Agreement

This Agreement is effective for the period beginning July 1, 2018 through June 30, 2019.

3. Acknowledgment

It is acknowledged that, in accordance with Part 30 of the Education Code, Chapter 7.2, the California State funding formula for special education programs, services and administration generates an entitlement based on the average daily attendance of pupils in the local education agencies that comprise a SELPA.

4. Scope

The Provider shall conduct special education program and services for those eligible pupils of the Sending District referred by their Individual Education Program (IEP) Teams when it is jointly determined by the Sending District and the Provider District that the pupils' educational needs as specified in the IEP can be appropriately met by the programs operated by the Provider District. The Provider District shall maintain and provide special education programs for Sending District pupils during the 2018-19 school year within the administrative parameters established by the Provider District's SELPA. Class size ranges and student-adult ratios shall be maintained in a manner which allows the Provider District to meet the programmatic, health and safety needs of the pupils.

5. Annual and Triennial Reviews

The Sending District shall be notified of annual reviews and may provide a representative who will participate in the development of the IEP. For initial placement, triennial review, or a change in services specified on the current IEP, a Sending District representative who is authorized to approve or disapprove the allocation of specified Sending District resources necessary for the implementation of the IEP shall attend the IEP Meeting.

6. Pupil Count

A count shall be taken of the number of pupils enrolled in the programs as of the first day of each calendar month, July 1, 2018 through June 1, 2019. A pupil shall be counted as "enrolled" on the first day of attendance in the program or fourteen (14) days after the IEP Team has met and an approved IEP has been executed for the educational placement in the SAUSD Program for Deaf and Hard of Hearing Students, whichever occurs sooner. Pupils continuing in the programs from the previous school year shall be counted as "enrolled" on the first school day in September unless written notification of withdrawal is received from either the parent or Sending District. If a continuing pupil has not attended school by the eleventh day of the first school month, the Provider District shall notify the Sending District and a determination shall be made regarding continuing enrollment.

7. Definitions

a. "District Provided Programs" are the special education classes and support services operated by Provider District on behalf of SELPAs and districts in Orange County for special education students residing in their SELPA and district.

b. "Special Education Program Income" shall be defined as the sum of all State and Federal funds generated by or on behalf of pupils transferred to programs operated by the Provider District under this Agreement.

c. "Special Education Program Expenditures" shall include Direct Costs multiplied by an allocation factor of 1.5 cost which includes Support Costs and Indirect Cost.

d. "Average Cost Per Pupil" shall refer to the Special Education Program Expenditures attributable to the program divided by the average number of pupils enrolled during the year.

e. "Average Number of Pupils" shall refer to the total of the number of pupils counted on the first school day of each calendar month divided by the number of calendar months in the period specified.

8. Funding

In consideration of the enrollment of pupils in special education programs conducted by the Provider District, the SELPA and/or the Sending District transferring pupils to the programs operated by the Provider District agree to pay the Provider District the per pupil and shall provide for program funding as follows:

a. The Sending District shall be responsible for the Average Cost per Pupil in Provider District Program Schools multiplied by the average number of pupils enrolled by the Sending District, minus Special Education Program income received by the Provider District for the purpose of educating said pupils including, but not limited to Revenue Limit and Federal I.D.E.A Local Assistance Grant Funds.

b. Special Circumstances Paraeducators- The Sending District shall be responsible for the full cost of additional personnel as specified required for the benefit of and in the IEP for pupils who are residents of the Sending District.

c. The following documents shall be used as a basis for all figures reported:

Monthly Pupil Count
ADA Calculation
Program Cost Report
Program Summary Report
In-House Accounting Reports

d. Income and expenditures shall be listed in accordance with the California School Accounting Manual Standardized Account Code Structure for Special Education as of April 9, 2018.

9. Transportation

The Sending District transporting pupils to the Provider District shall ensure that buses arrive at the school site with sufficient time to unload students prior to the beginning of the instructional day and to load them at the end of the instructional day. Delays requiring either overtime supervision or causing portions of the instructional program to be missed and subsequently made up may result in charges to the Sending District for additional costs incurred by the Provider District.

10. Final Accounting

A final accounting accompanied by completed forms and invoices with appropriate supporting documentation will be sent by the Provider District to Sending District by October 15 of the following year. Corrections to prior year Special Education Program costs resulting from adjustments to income or expenditure calculations shall be credited or billed to the Sending District affected by the correction or adjustments.

11. Projected Enrollment

In order to assist the Provider District in planning for both housing and staffing needs for the programs, Sending District shall submit to the Provider District, in writing, on or before February 15 of each year, the projected number of pupils expected to be transferred to the programs for special education and support services in the following school year. Absent a projection, the number of Sending District pupils reported in the current year December 1 Federal Pupil Count shall be used for staffing and budget planning for the following school year.

12. Program Cost

On or before fifteen days after the release of the May revise each year, the Provider District shall compute the projected Special Education Program Income and Special Education Program Expenditures for the following year with an Average Cost per Pupil for pupils enrolled in SAUSD Program for Deaf and Hard of Hearing Students based on the Projected Enrollment data, and provide it to Sending District's Special Education Department and Business Services Department.

13. No Waiver

The failure of the Provider District in any one or more instances to insist upon strict performance of any of the terms of this Agreement or to exercise any option herein conferred shall not be construed as a waiver or relinquishment to any extent of the right to assert or rely upon such terms or option on any future occasion.

14. Hold Harmless

To the extent permitted by law, and except for the acts or omissions of employees, agents and officers of the Sending District, the Provider District hereby agrees to hold harmless, indemnify and defend the Sending District and its officers, agents and employees from all claims, demands, liabilities, losses, damages, or expenses of any nature whatsoever arising from or connected with the Provider District's performance of services during the term of this Agreement.

To the extent permitted by law, and except for the acts or omissions of employees, agents and officers of Provider District, the Sending District hereby agrees to hold harmless, indemnify and defend Provider District and its governing board and their officers, agents and employees from all claims, demands, liabilities, losses, damages, or expenses of any nature whatsoever arising directly or indirectly from or connected with the performance of services other than for operations of Provider District during the term of this Agreement.

15. Complete Agreement

This Agreement is the complete Agreement of the parties. Any amendments hereto shall be in writing and shall be dated and executed by both parties.

IN WITNESS WHEREOF, the parties hereto have caused this Agreement to be executed.

APPROVED BY:

Santa Ana Unified School District
PROVIDER DISTRICT

Tustin Unified School District
SENDING DISTRICT

BY: _____
(Authorized Agent Signature)

BY: _____
(Authorized Agent Signature)

Manoj Roychowdhury
(Print Name)

(Print Name)

Assistant Superintendent, Business Services
(Title)

(Title)

DATE: _____

DATE: _____

BOARD APPROVAL: June 26, 2018

BOARD APPROVAL: _____

CWN
SPECIAL ED MOU
3-06
cc: SELPA

AGENDA ITEM BACKUP SHEET
June 26, 2018

Board Meeting

TITLE: Authorization to Amend Annual Listing of Agreements/Contracts with Santa Ana Unified School District Submitted for 2018-19 Fiscal Year

ITEM: Consent

SUBMITTED BY: Edmond T. Heatley, Ed.D., Deputy Superintendent, Administrative Services

PREPARED BY: Jonathan Geiszler, Director, Purchasing and Stores

BACKGROUND INFORMATION:

On April 24, 2018, the Board approved the renewal of the annual listing of agreements/contracts with Santa Ana Unified School District for 2018-19 school year. Since then, the District has received additional consultants requested by school sites and District staff to enhance and support educational programs and provide professional development to improve student achievement. The attached list identifies various consultants that will provide services throughout the District.

ITEM SUMMARY:

- Annual Contracts start: July 1, 2018 through June 30, 2019 Fiscal Year

RATIONALE:

The purpose of this agenda item is to seek Board authorization to amend the annual listing of agreements/contracts with Santa Ana Unified School District and various consultants submitted for the 2018-19 fiscal year.

LCAP Goal 3.10: Support the enhancement of school climate through smooth operations and processes.

FUNDING:

Various Funds

RECOMMENDATION:

Authorize staff to amend the annual listing of agreements/contracts with the Santa Ana Unified School District for 2018-19 fiscal year.

2018-19 Annual Listing of Consultants/Contracted Services

June 26, 2018

NAME	DEPARTMENT	SUMMARY OF WORK	FUNDING SOURCE	2017-18 Contract	2018-19
ACME Network	Career Technical Education	Virtual mentoring and work based learning	Career Technical Education	\$0	\$150,000
Active Learning	Educational Services	After-school enrichment services	After School Education and Safety (ASES) grants	\$523,069	\$515,176
Boys & Girls Clubs of Santa Ana	Educational Services	After-school enrichment services	After School Education and Safety (ASES) grants	\$506,279	\$503,095
California Colleges Guidance Initiative	Educational Services	CCGI provides technology-based college and career planning tools with a data infrastructure that supports sharing of academic data between K-12 districts and higher education partners to inform student admission, placement, guidance, and educational planning.	General Fund	\$70,880	\$70,880
California State University, Fullerton-Educational Partnerships	Educational Services	Partnership with CSUF and SAUSD in joint projects aimed at fostering and supporting the DISTRICT's post-secondary admissions, enrollment, persistency, and providing college resources.	College and Career Block Grant	\$0	\$54,491
Consortium On Reaching Excellence	Educational Services	CORE will provide trainings and support for the advanced preparation for SIPPS. CORE will provide technical literacy assistance and support.	General Fund	\$100,000	\$150,000
Disciplina Positiva	Educational Services	Parenting workshops	Site Discretionary	\$96,000	\$120,000
Discovery Cube	Educational Services	After-school enrichment services	After School Education and Safety (ASES) grants	\$628,126	\$625,455
Jose Hernandez Mariachi Academy	Educational Services	After-school enrichment services	After School Education and Safety (ASES) grants	\$301,095	\$240,954
Kid Healthy/ OneOC	Educational Services	Kid Healthy/ OneOC provides the Padres en Accion program that addresses health, wellness, and nutrition by engaging children and families through programs that measurably improve nutrition and fitness levels.	Site Discretionary	\$96,000	\$110,000
Madison Park Neighborhood Association	Educational Services	Mentor, tutor and work with teachers to provide science enrichment to promote careers in science, technology, college and career readiness and to support student achievement in Math, Language Arts and Science, as well as schedule and coordinate events and programs	Site Discretionary	\$10,000	\$15,000
MIND Research Institute	Educational Services	Professional development for District TK teachers	S.D. Bechtel Grant	\$0	\$2,500
Oasis	Educational Services	After-school arts program	Site Discretionary	\$8,000	\$19,000
Orange County Children's Therapeutic Arts	Educational Services	After-school enrichment services	After School Education and Safety (ASES) grants	\$475,068	\$467,268
Playworks	Educational Services	The Playworks program provides a Direct Service Program to establish student leadership within the school and to build student ownership and improve playground behaviors.	Site Discretionary	\$396,000	\$328,500
Playworks	Educational Services	The Playworks program provides a Team Up Program that provides on-site consultation by teaming up with school staff who support recess.	Site Discretionary	\$166,500	\$195,000
Toyama Karate-Do	Educational Services	After-school enrichment services	After School Education and Safety (ASES) grants	\$522,064	\$516,232

NAME	DEPARTMENT	SUMMARY OF WORK	FUNDING SOURCE	2017-18 Contract	2018-19
University of California, Irvine – Center for Educational Partnerships	Educational Services	Partnership with UCI and SAUSD in joint projects aimed at fostering and supporting the DISTRICT's post-secondary admissions, enrollment, persistency, and providing college resources.	College and Career Block Grant	\$14,010	\$36,450
University of California, Irvine Math Project	Educational Services	IMP will provide staff development for all K-12 teachers and provide classroom coaching.	S.D. Bechtel Grant	\$105,600	\$90,750
University of California, Los Angeles	Educational Services	Professional development services provided to two teachers and two Math Specialists in the content area of Data Science.	General Fund	\$9,000	\$71,000
Colbi Technologies	Facilities	Construction Services: Will provide school advisory services on an "as needed" basis.	General Fund	\$20,000	\$22,000
Pat McCurry	Human Resources	Will provide investigative services with regard to employee matters in regards to school police department issues.	General Fund	\$3,000	\$3,000
CareerStaff Unlimited, Inc. dba ProCare One Nurses	Pupil Support Services	Will provide Licensed Vocational Nurses (LVNs) for infants who need respite care in accordance with their Individualized Family Service Plans (IFSPs).	Mitchell/Health Services	\$16,000	\$16,000
CareerStaff Unlimited, Inc. dba ProCare One Nurses	Pupil Support Services	Will provide Registered Nurses (RNs) and Licensed Vocational Nurses (LVNs) services to ensure all students' medical needs are met.	PSS/Health Services	\$15,000	\$15,000
Exceptional Home Healthcare	Pupil Support Services	Will provide nursing services to students at no cost to the District funded by parents' insurance. No cost to the District. Executed agreement ensures transfer of liability.	Health Services	No Cost to the District	No Cost to the District
Neutral Ground	Pupil Support Services	Restorative practices and violence prevention services	Site Discretionary	\$94,500	\$84,000
OCAPICA	Pupil Support Services	Restorative practices and violence prevention services	Site Discretionary	\$46,894	\$27,105
Amanda Carrera	Special Ed	Clinical assessment, treatment, and intervention for students on assigned caseload consistent with IEP goals and for the purpose of resolving intrapersonal and interpersonal conflict and changing perceptions, attitudes, and behaviors in the area of human relationships and family life	Special Ed.	\$79,245	\$79,245
Barbara Penwarden dba Braille to Go	Special Ed	Will provide Braille transcription for special education.	Special Ed.	\$7,000	\$7,000
Brain Learning Psychological Corporation	Special Ed	Independent Educational Evaluation (IEE) in psychological/educational areas for students with disabilities	Special Ed.	\$5,000	\$10,000
Darlene Kosinski	Special Ed	Will provide mental health services for special education students in accordance with the students' Individualized Education Programs (IEPs).	Special Ed.	\$0	\$79,245
Denise M. Eckman, Psy.D.	Special Ed	Independent Educational Evaluation (IEE) in psychological/educational areas for students with disabilities	Special Ed.	\$0	\$15,000
Haynes Family of Programs	Special Ed	Independent Educational Evaluation (IEE) and/or Functional Behavioral Assessment (FBA) for students with disabilities	Special Ed.	\$0	\$10,000
Hear Now at Abramson Audiology	Special Ed	Will provide an Independent Educational Evaluation to a special education student per the student's Individualized Education Program.	Special Ed.	\$1,500	\$1,500
Hollar Speech and LanguageE	Special Ed	Speech Independent Educational Evaluations (IEEs) for students with disabilities in accordance to students' Individualized Education Programs (IEPs).	Special Ed.	\$0	\$10,000
Language Network, Inc.	Special Ed	Will provide professional interpreters and translators for student's IEPs whose primary language is something other than what the District staff can provide.	Special Ed.	\$10,000	\$20,000
Maxim Healthcare	Special Ed	Will provide occupational and speech therapy in accordance with the students' Individualized Education Programs (IEPs).	Special Ed.	\$35,503	\$35,503
Michael. R Hass, Ph.D.	Special Ed	Independent Educational Evaluation (IEE) and/or Functional Behavioral Assessment (FBA) for students with disabilities	Special Ed.	\$0	\$10,000
Monica Cruz	Special Ed	Clinical mental health support to students by conducting a mental health assessment and follow the treatment plan per the students' Individualized Education Program.	Special Ed.	\$0	\$79,245

NAME	DEPARTMENT	SUMMARY OF WORK	FUNDING SOURCE	2017-18 Contract	2018-19
Orange County Department of Education	Special Ed	Special education services for the District's students requiring very intensive services, including secondary students who are deaf or hearing impaired	Special Ed.		\$3,092,605
Orange County Department of Education	Special Ed	Orientation and mobility services for students who are visually impaired.	Special Ed.		\$95,422
Southern California College of Optometry	Special Ed	Will provide a vision assessment and therapy for special education students.	Special Ed.	\$1,000	\$1,000
Susanne M. Smith Roley	Special Ed	Will provide Independent Educational Evaluations in the area of occupational therapy for special education students.	Special Ed.	\$5,000	\$5,000
<i>Subtotal</i>					\$7,999,621

2018/19 Consultants Board Approved on April 24, 2018

NAME	DEPARTMENT	SUMMARY OF WORK	FUNDING SOURCE	2017-18 Contract	2018-19
School Services of California	Business Services	Will provide Fiscal and Management Consulting, Governmental Relations and Support, Negotiation Services, and Executive Searches on an "as needed" basis.	General Fund	\$50,000	\$25,000
Strategic Education Services	Business Services	Will provide complex fiscal analysis of the annual budget as well as legislative advocacy and strategic planning.	General Fund	\$40,000	\$40,000
Vavrinek, Trine, Day & Co., LLP	Business Services	Will provide auditing services and prepare tax returns for the Santa Ana Unified School District Public Facilities Corporation.	General Fund	\$84,000	\$84,000
Childcare Careers	Early Childhood Education	Will provide high quality staff for short term assignments and long terms assignment for staff vacancies or absences.	State Preschool Funds	\$50,000	\$50,000
Padres Unidos	Educational Services	Will provide direct support for parent engagement and education as well as direct services to students in areas of early literacy and social/emotional learning.	Site Discretionary	\$282,114	\$250,000
All American Inspection, Inc.	Facilities	Construction Services: DSA Inspection Services.	Fund 1: \$10,000 Fund 25: \$10,000 Fund 35: \$150,000 Fund 40: \$30,000	\$565,000	\$200,000
Applied Best Practices	Facilities	Facilities: Provide continuing disclosure services	Fund 1	\$3,000	\$10,000
Associated Soils Engineering	Facilities	Construction Services: Will provide soil testing, in-plant welding, masonry testing, and inspection services.	Fund 1: \$10,000 Fund 25: \$10,000 Fund 35: \$150,000 Fund 40: \$30,000	\$200,000	\$200,000
Bainbridge Environmental Consultants	Facilities	Building Services/Construction Services: Will provide hazardous material assessment and testing on an "as needed" basis.	Fund 1: \$90,000 Fund 35: \$10,000	\$50,000	\$100,000
Capitol Advisors Group, LLC	Facilities	Building Services/Construction Services/Facilities Planning: Will provide financial software support to the Facilities Accounting Program.	Fund 40	\$10,000	\$20,000
Cooperative Strategies	Facilities	Facilities Planning: Will provide Community Facilities District, Redevelopment and Developer Fee Justification Services.	Fund 25: \$25,000 Fund 40: \$50,000	\$16,750	\$75,000
CS & Associates, Inc.	Facilities	Construction Services: Will provide services to successfully implement and operate a Labor Compliance Program (LCP) and update the LCP based on new regulations from the California Code of Regulations on an "as needed" basis.	Fund 40	\$35,000	\$10,000
Environmental Network, Corp. dba Encorp	Facilities	Building Services/Construction Services: Will provide hazardous material assessment and testing on an "as needed" basis.	Fund 1	\$100,000	\$100,000
Hancock, Park, Delong, Inc.	Facilities	Construction Services: Will provide school funding advisory services on an "as needed" basis	Fund 35	\$10,000	\$10,000

NAME	DEPARTMENT	SUMMARY OF WORK	FUNDING SOURCE	2017-18 Contract	2018-19
Murdoch, Walrath & Holmes	Facilities	Facilities Planning: Will represent the District in negotiations with developers, establish opportunities to fund, acquire, and improve properties, and enter into joint use/education partnerships.	Fund 40	\$100,000	\$144,000
Ninyo & Moore	Facilities	Construction Services: Will provide soil testing, in-plant welding, masonry testing, and inspection services.	Fund 1: \$10,000 Fund 35: \$150,000 Fund 40: \$40,000	\$200,000	\$200,000
NMK Corporation	Facilities	Building Services: Will provide technical support, troubleshooting, installation, and configuration of District-wide communications infrastructure on an "as needed" basis.	Fund: 1	\$20,000	\$20,000
Placeworks, Inc.	Facilities	Facilities Planning: Will provide services in the planning and implementation of corrective measures and CEQA services.	Fund 1: \$10,000 Fund 25: \$10,000 Fund 35: \$30,000	\$50,000	\$50,000
Preferred Aerial & Crane Technology, Inc.	Facilities	Building Services: Will provide on-site annual safety procedure training for electricians and maintenance employees.	Fund: 1	\$2,000	\$2,000
Priest Construction Services, Inc.	Facilities	Construction: DSA Inspection Services	Fund 40	\$100,000	\$50,000
Sandy Pringle Associate Inspection Consultants, Inc.	Facilities	Construction Services: DSA Inspection Services.	Fund 1: \$10,000 Fund 25: \$30,000 Fund 40: \$10,000	\$150,000	\$50,000
TBWB Strategies	Facilities	Facilities Planning: The Communication Consultant Services will provide the Board with expert counsel to consider whether a local G.O. Bond Measure has sufficient community support.	Fund: 1	\$120,000	\$80,000
Vavrinek, Trine, Day & Co., LLP (VTD)	Facilities	Facilities Planning: Will provide general obligation bond audit assistance on an "as needed" basis.	Fund 25	\$10,000	\$10,000
Schneider Electric Buildings Americas	Facilities	Building Services: Will provide services for energy consulting support for Proposition 39	Fund: 1	\$11,432	\$462,826
Twining Consulting	Facilities	Construction Services: Will provide soil testing, in-plant welding, masonry testing, and inspection services.	Fund 1: \$50,000 Fund 35: \$150,000	\$200,000	\$200,000
Childcare Careers, LLC	Head Start	Will provide high quality staff for short term assignments and long terms assignment for staff vacancies or absences.	Head Start Funds	\$102,055	\$25,000
Kimberly A. Smith	Human Resources	Will provide investigative services with regards to uniform complaints, human resources complaints, DFEH/EEOC complaints, Williams complaints, and government tort claims.	General Fund	-	\$5,000
Nicole Miller & Associates	Human Resources	Will provide investigative services with regard to employee matters, DFEH Complaints, hostile work environment, and other HR matters of allegations.	General Fund	\$7,000	\$7,000
Alliant Insurance Services	Insurance Benefits	To provide services related to the District Health Benefits and guidance on Health Care Reform as it relates to medical and dental plan.	General Fund	\$193,000	\$193,000
Marsh & McLennan, LLC dba Barney & Barney Insurance Services, LLC	Insurance Benefits	Will provide Health Benefits services for the Santa Ana Educators Association (SAEA) and California School Employees Association (CSEA) within the structure of the Health Benefits Authority.	General Fund	\$55,000	\$55,000
Dieli Murawka Howe, Inc.	Nutrition Services	Will provide professional consulting and design services intended to improve kitchen and serving area efficiency at various school sites. In addition, consultant will assist Ruhnau Ruhnau Clarke Architects in their process to implement the District-wide kitchen master plan to remodel all school kitchens and central kitchen.	Cafeteria Fund	\$325,000	\$70,000

NAME	DEPARTMENT	SUMMARY OF WORK	FUNDING SOURCE	2017-18 Contract	2018-19
Greene Street Communications	Public Information Office	Green Street Communications, LLC will provide Santa Ana Unified School District with customized services that deliver cost-effective and sustainable solutions across a broad spectrum: web, video, print, social media and mobile. Services will be provided in the following phases: <ul style="list-style-type: none"> • Strategic communications • Digital communications • Writing and Research, Video Development, and Marketing Material • National and Local Media Relations • External/Internal Engagement and Outreach 	General Fund	\$50,000	\$100,000
Gray Miller Persh, LLP	Public Information Office	Will provide professional services on Education Broadband Services regulatory and lease matters related to the Federal Communications Commission (FCC). Gray Miller Persh, LLP, has a long-standing relationship with the District working in this area, on an "as needed" basis.	General Fund	\$5,000	\$5,000
Lindsey Etheridge	Pupil Support Services	Provide i3 grant related consultation.	Health Services	\$7,000	\$20,000
Mike Perry	Pupil Support Services	Provide training on descalation techniques and classroom management. Works hands on to support teachers and administrators.	Health Services	-	\$25,000
Randolph Jones, M.D.	Pupil Support Services	Will provide written individual prescriptions for physical, occupational, and speech therapies for students needing these services.	Health Services	\$30,000	\$30,000
Document Tracking Services, LLC	Research and Evaluation	Will provide services to assist the District in preparing the School Accountability Report Cards (SARC) via a web-based application that will customize and pre-populate online templates to produce school and District reports to comply with State and Federal regulations.	General Fund	\$23,555	\$23,555
Dr. Manny Tau	Risk Management	Will provide services related to workplace violence and threat management and training to include skill development, behavioral interventions, and threat assessments.	Self-Insurance Fund	\$15,000	\$15,000
AON Global Risk Consulting	Risk Management	Will provide actuarial study of Workers' Compensation Program as of June 30, 2017.	Self-Insurance Fund	\$5,000	\$6,000
Total Compensation Systems, Inc.	Risk Management	Will provide GASB 45 Actuarial Study of Post-Employment Benefits as of June 30, 2016.	General Fund	\$12,000	\$12,000
Eric Wayne Gruver, Ph.D.	School Police	Will conduct pre-employment psychological evaluations for School Police Department staff.	General Fund	\$7,500	\$7,500
Gaggle.Net, Inc.	School Police	Will provide 24/7 content analysis of the District's google domain to review suspicious or questionable content on an "as needed" basis.	General Fund	\$186,968	\$200,000
Lexipol, LLC	School Police	Will provide services and updates for development of procedures manual for SAUSD School Police Services.	General Fund	\$6,248	\$6,748
RCS Investigations & Consulting, LLC	School Police	Will conduct pre-employment background investigations for School Police Department staff	General Fund	\$20,000	\$20,000
Abby Rozenberg	Special Ed	Will provide Independent Educational Evaluations in the area of speech and language for special education students.	Special Ed.	\$4,000	\$4,000
Agatha Theresa (Katie) Rivkind	Special Ed	Will provide mental health counseling for students.	Mental Health Special Ed.	\$49,275	\$39,623
Andrea Baird	Special Ed	Will provide mental health counseling for students.	Mental Health Special Ed.	\$79,245	\$79,245
April Malden	Special Ed	Will provide mental health counseling for students.	Mental Health Special Ed.	\$79,245	\$79,245
Beatrice Braun	Special Ed	Will provide an individual educational evaluation per student's IEP in the area of audiology.	Special Ed.	\$1,500	\$1,500
Bill Lane & Associates	Special Ed	Will provide transportation services for special education students to Residential Treatment Centers.	Special Ed.	\$0	\$20,000
Brittany Astrom	Special Ed	Will provide mental health counseling services for special education students.	Special Ed.	\$23,774	\$79,245
Charles R. Spicer dba Center for Growth and Change, Inc.	Special Ed	Will provide mental health counseling for students.	Mental Health Special Ed.	\$64,260	\$49,275

NAME	DEPARTMENT	SUMMARY OF WORK	FUNDING SOURCE	2017-18 Contract	2018-19
Cindy Cottler dba Augmentative Communication Therapies	Special Ed	Will provide an Augmentative Alternative Communication Evaluation/Independent Educational Evaluation for a special education student.	Special Ed.	\$5,000	\$5,000
Cornerstone Therapies	Special Ed	Will provide Independent Education Evaluations for special education students.	Special Ed.	\$12,000	\$12,000
Dayle McIntosh Center	Special Ed	Will provide American Sign Language (ASL) interpreters at special education meetings, trainings, and/or events for students with disabilities	Gen. Ed.	\$4,500	\$5,000
De Vida G. Gill dba Mahogany Vida Unlimited, LLC	Special Ed	Will provide mental health counseling for students.	Mental Health Special Ed.	\$79,245	\$79,245
Debra Solseng	Special Ed	Will provide mental health counseling for students.	Mental Health Special Ed.	\$64,260	\$49,275
Dr. Robin Morris	Special Ed	Will provide psycho-educational independent educational evaluations for special education students.	Special Ed.	\$4,000	\$4,000
Frank Miscione	Special Ed	Will provide mental health counseling for students.	Mental Health Special Ed.	\$49,275	\$49,275
Franklyn Belsey	Special Ed	Will provide mental health counseling services for special education students.	Special Ed.	\$64,320	\$79,245
Gail Nugent	Special Ed	Will provide facilitation of special education parent meetings and other staff meetings as appropriate, toward timely resolution of issues.	Mental Health Special Ed. ADR	\$20,000	\$20,000
Janice Casteel	Special Ed	Will provide Independent Educational Evaluations for special education students.	Special Ed.	\$12,000	\$12,000
Jena Reynolds	Special Ed	Will provide mental health counseling for students.	Mental Health Special Ed.	\$64,260	\$64,260
Jill Hogan	Special Ed	Will provide mental health counseling for students with disabilities.	Mental Health Special Ed.	\$76,625	\$76,260
Kathleen Lourenco	Special Ed	Will provide mental health counseling for students.	Mental Health Special Ed.	\$41,783	\$31,698
Leigh Perales	Special Ed	Will provide behavioral health support for students to develop and use appropriate behavioral interaction in the classroom and in other school environments.	Mental Health Special Ed.	\$40,000	\$20,000
Linda Robertson	Special Ed	Will provide mental health counseling for students.	Special Ed.	\$49,275	\$49,275
Lisa Hartman	Special Ed	Will provide mental health counseling for students.	Mental Health Special Ed.	\$22,478	\$39,623
Matthew Williams Enterprises, LLC	Special Ed	Will provide Braille transcription for special education.	Special Ed.	\$25,000	\$25,000
Michelle Roth	Special Ed	Will provide mental health counseling for students.	Mental Health Special Ed.	\$29,970	\$29,970
Monica Sedberry	Special Ed	Will provide mental health counseling for students.	Mental Health Special Ed.	\$79,245	\$79,245
Paul Alan Dores	Special Ed	Will provide psycho-educational Independent Educational Evaluations to special education student.	Special Ed.	\$4,000	\$4,000
Paul Arata	Special Ed	Will provide mental health counseling for students.	Mental Health Special Ed.	\$79,245	\$79,245
Perry David Passaro	Special Ed	Will provide Independent Education Evaluations in the area of psychological/educational for special education students.	Special Ed.	\$24,500	\$15,000
Premier Healthcare Agency	Special Ed	Will provide nursing services to students at no cost to the District funded by parents' insurance. No cost to the District. Executed agreement ensures transfer of liability.	Health Services	No Cost to the District	No Cost to the District
Rebecca Segura	Special Ed	Will provide mental health counseling services for special education students.	Special Ed.	\$25,000	\$79,245
Rodolfo Gomez	Special Ed	Will provide mental health counseling for students.	Mental Health Special Ed.	\$64,260	\$64,260

NAME	DEPARTMENT	SUMMARY OF WORK	FUNDING SOURCE	2017-18 Contract	2018-19
San Joaquin County Office of Education	Special Ed	Annual fee for the use of the Special Education Information System (SEIS) and Desired Results Development Profile (DRDP) feature including Annual Maintenance Integration Services and Programming fees for OC-State forms.	Special Ed.	\$53,753	\$53,753
Scott Larson	Special Ed	Will provide an independent educational evaluation for a special education student.	Special Ed.	\$4,000	\$4,000
Stephen Valdez	Special Ed	Will provide psycho-educational Independent Educational Evaluations to special education student.	Special Ed.	\$5,000	\$5,000
Stepping Stones Therapy, Inc.	Special Ed	Will provide an independent educational evaluation in the area of speech and language for a special education student.	Special Ed.	\$3,600	\$3,600
Steven Moody	Special Ed	Will provide mental health counseling for students.	Mental Health Special Ed.	\$49,275	\$31,698
Tara Lowe	Special Ed	Will provide mental health counseling for students.	Mental Health Special Ed.	\$41,783	\$49,275
West Shield Adolescent Services	Special Ed	Will provide transportation services for special education students to Residential Treatment Centers.	Special Ed.	\$18,000	\$20,000
CJT Enterprises, Inc.	Special Ed	Will provide specialized equipment/technology for students with severe disabilities.	Special Ed.	\$4,600	\$4,600
Tammy Shelton	Special Ed	Will provide mental health counseling for students.	Mental Health Special Ed.	\$79,245	\$79,245
Dayle McIntosh Center	Superintendent's Office	Will provide American Sign Language (ASL) interpreters at Board meetings and/or events for visitors requesting ASL services on an "as needed" basis.	General Fund	\$20,000	\$11,300
Dr. Maria G. Ott, Ph.D.	Superintendent's Office	Will facilitate the Superintendent's annual performance evaluation.	General Fund	\$4,500	\$4,500
California School Management Group, Inc.	Technology Innovation Services	Will provide professional services for E-Rate projects, to deliver end-to-end solutions, to ensure FCC compliance and maximum funding for the District's E-Rate program; as well as preparation of all FCC documentation, main point of contact, prepare and present applicable audit documentation, and advise on any FCC appeals, on an "as needed" basis. As a one-time addendum, a telecommunication audit is included to reconcile telephone billing as we transition from digital to Voice over Internet Protocol (VoIP) telephone service based on the Session Initiation Protocol (SIP).	General Fund	\$110,000	\$85,000
DT-Comp, Inc.	Technology Innovation Services	Will provide professional services to support and maintain mission critical applications, including Active Directory, disaster recovery, and forensic discovery, etc., on an "as needed" basis at a rate of \$145 per hour.	General Fund	\$25,000	\$25,000
Eagle Software	Technology Innovation Services	Will provide professional services and support for AERIES Student Information System group training for staff and direct training in subject areas, such as Master Schedule, that require a high level of expertise and experience, on an "as needed" basis.	General Fund	\$7,500	\$9,000
NMK Corporation	Technology Innovation Services	Will provide professional services to support mission critical services in tier model to support the SAUSD LAN and WAN network infrastructure. This includes after-hours support for network equipment component failures, troubleshooting, and resolution on an "as needed" basis at a rate of \$125 per hour.	General Fund	\$25,000	\$25,000

Subtotal
2018/19 Consultants \$5,003,854
\$13,003,475

AGENDA ITEM BACKUP SHEET
June 26, 2018

Board Meeting

TITLE: **Approval to Renew Annual Software License Agreements for 2018-19 Fiscal Year**

ITEM: **Consent**

SUBMITTED BY: **Edmond T. Heatley, Ed.D., Deputy Superintendent, Administrative Services**

PREPARED BY: **Jonathan Geiszler, Director, Purchasing and Stores**

BACKGROUND INFORMATION:

The purpose of this agenda item is to seek Board approval to renew the annual software license agreements with Santa Ana Unified School District for the 2018-19 fiscal year.

ITEM SUMMARY:

- Annual Software License Agreements: July 1, 2018 through June 30, 2019 Fiscal Year

RATIONALE:

Software License Agreements have been requested by school sites and District staff to enhance and support educational programs and provide professional development to improve student achievement. The attached list identifies various software license agreements that will provide services throughout the District.

LCAP Goal 3.10: Support the enhancement of school climate through smooth operations and processes.

FUNDING:

Various Funds

RECOMMENDATION:

Approve the annual software license agreements for the 2018-19 fiscal year.

EH:jg:mm

2018-19 Annual Listing of Software Licenses

June 26, 2018

Vendor	Software	2017-18 Amount	2018-19 Amount
Achieve3000	Achieve3000 licenses	188,901.74	200,000.00
Aeries Software	Aeries software license and support subscription	112,760.00	112,760.00
Alteryx	Alteryx Designer Desktop	15,585.00	15,585.00
American Red Cross	On Line Learning Management module for CPR/First Aid/AED instruction.	2,500.00	2,000.00
Apex Learning	12 month subscription of comprehensive courses for SAUSD High schools	98,200.00	98,200.00
Sokikom	Sokikom Common Core Math Program Software License	10,400.00	10,400.00
Blackboard – ParentLink/ Mobile Communications App	Will provide a reliable mass notification system for sending messages via voice, text, email, push notification, website announcement, website alert, and social media and includes teacher-to-parent communication tool.	87,368.40	73,360.56
Blackboard - Schoolwires Web Hosting Services	Will provide Website and content management system software with reliable web hosting that offer web presence to engage our K-12 community with easy-to-use web tools optimized for mobile viewing to editing content, upload photos, and communicate with our district audiences effortlessly.	62,796.00	62,796.00
Blazar Communications	Mailing hardware and software maintenance	25,366.00	26,000.00
Bluebeam	Construction drawing software	4,185.00	4,200.00
Brainpop	Online instruction software	13,710.00	13,710.00
BrightBytes	BrightBytes administers a technology access and integration survey to students, parents, and staff each year. The resulting data has been an integral component of our annual LCAP planning process and provides insights into how well we are integrating technology into our classroom instruction.	92,658.23	92,658.23
Britannica	Database collection	31,895.00	32,000.00
Canvas	Cloud-based learning management system (LMS) SAUSD is using to connect digital tools and resources to students, teachers, parents, and the community	218,304.87	225,000.00
Cater Trax	To provide service and support of the online catering software that includes website hosting, technical support, service pack maintenance, and all on-going updates and enhancements.	2,700.00	2,700.00
Curriculum Associates	iReady diagnostic and instructional for math and reading	7,100.00	7,100.00

Vendor	Software	2017-18 Amount	2018-19 Amount
Discovery Education	Instructional videos and multimedia assets that can be downloaded for use in the classroom. Provides curriculum standards search capabilities to align multimedia material to the content standards.	-	75,000.00
ECS Imaging	Laserfiche software	29,668.00	29,688.00
EDClub	1 year subscription to Typing Club.	1,516.80	1,550.00
Edmentum	Reading Eggs - Program License (July 1, 2017 - June 30, 2018)	3,200.00	3,200.00
Education Management, Inc.	To provide annual support of the Meals Plus Point of Sale site licensing at all school sites.	30,597.75	12,760.50
Enchanted Learning	children's educational resources which are designed to capture the imagination while maximizing creativity, learning, and enjoyment.	3,480.00	4,000.00
EnergyCAP	Energy management software	4,266.00	4,266.00
eSchool Solutions	Substitute system	31,978.72	31,978.72
Explore Learning	Reflex Math Site License	2,965.50	3,000.00
Faronics	Computer management and protectoin software	15,153.60	15,200.00
Flocabulary	Online vocabulary instructional resource	4,400.00	4,400.00
Follett Educational Services	Infrastructure software to inventory and circulate all district textbooks, Chromebooks, iPads, and other technology as well as all school library books including compatible audiobook and ebook platforms	57,889.34	58,000.00
Gale	Gale Student Resources in Context is a general research database for the high schools which provides access to magazine and journal articles, reference works, primary sources, etc	22,365.00	24,000.00
Goguardian	Website content filters	3,780.00	4,000.00
Gray Step Software	Software Agreement is needed for our ASB accounting. ASBworks is the new ASB software that we are using.	10,482.00	23,000.00
Hoonuit	Web-based software training for more than 100 applications student and educators use everyday. There are short, easy-to-view-and-understand tutorials that can be viewed anytime/anywhere there is Internet access.	11,998.60	14,000.00
Illuminate	Data and Assessment Management System with Grading Software Board Approved	225,125.00	225,126.00
Image One	To provide the design and support of the LCFF English/Spanish meal applications, and software support of Rocketscan.	1,800.00	7,490.00
ISITE Software, School Nutrition and Fitness	To provide service and support of the Nutrition Services web site.	995.00	1,995.00

Vendor	Software	2017-18 Amount	2018-19 Amount
IXL Learning	Math Site licenses for grades 6-8	17,640.00	17,640.00
Kaltura	License, software, and support for the Kaltura video platform product for use with Canvas, districtwide.	56,340.00	56,340.00
Learning A-Z	Educational Resources For Teachers, Students & Schools Reading License	12,099.00	12,250.00
Lexia	Reading Core5 Subscription	278,445.47	280,000.00
Nearpod	Student online learning	7,749.00	8,000.00
MIND Research Institute	ST Math is a software program used in virtually all of our elementary schools as a supplemental curriculum for students. In many classrooms, the program supports a blended rotation model that engages students in self-paced learning through the ST math platform. We recently completed a program evaluation that demonstrates that the students who use the ST Math platform the most have the largest gains in math performance as measured by the MAP assessments.	242,063.47	171,697.00
MobyMax	Reading, Writing, Language, Math & Assessments	5,526.00	5,550.00
MyOn	MyOn License	111,100.60	112,000.00
Mystery Science	Mystery Science school membership	8,738.00	8,800.00
NCS Pearson/Certiport	Gmetrix MOS practice tests and exams for ROP	15,380.00	15,500.00
Netrix	Data risk monitoring and protection	38,959.90	39,000.00
NewsELA	Online library	40,756.00	41,000.00
NNAT 3 (Pearson)	NNAT3 online license	49,750.00	49,750.00
Noetix	Oracle business intelligence program enhancements	19,438.00	19,500.00
Northwest Evaluation Association	Web-based MAP learning	506,000.00	506,000.00
Oracle	Enterprise resource planning software license and maintenance	385,511.59	385,600.00
Parchment	full- service student record/transcript exchange platform for all District high schools	28,000.00	29,680.00
Raptor	Visitor, Volunteer & Contractor Management allowing District to know and approve who is coming onto our school campuses	28,800.00	28,800.00
Reading Plus (PMD Consulting)	Subscription for Reading Plus	97,400.00	97,500.00

Vendor	Software	2017-18 Amount	2018-19 Amount
Renaissance Learning	software licenses for Dual Language Schools.	23,858.30	24,000.00
Rochester software	WebCRD	8,950.00	8,950.00
School Dude	Work order system	39,665.00	39,665.00
Shmoop	School Lcense for Math and ELA remediation.	10,000.00	10,000.00
Smart Learning Suite	Smart Learning Suite combines lesson delivery, assessment, student collaboration and game-based learning software into one ultimate education suite	15,070.28	15,100.00
Smarty Ants	Smarty Ants - Reading Software	68,853.75	70,000.00
Software House International	District wide Microsoft Licenses	131,788.00	328,000.00
Starfall	Online instruction software	1,890.00	1,900.00
Stoneware	LanSchool K-12 Single School Site License (1500+ devices) in a single primary or single secondary school	4,795.00	4,800.00
Survey Gizmo	Online survey platform	4,000.00	4,000.00
Tableau Server	Server - Web Client Interactor Maintenance	6,000.00	6,000.00
Tumblebooks	Online media platform with access to 300+ elementary level ebooks plus related videos and games.	33,000.00	33,000.00
Two trees	Lenovo secure cloud access, maintenance and technical support. Hosted, academic, volume 15000-40000 licenses, linux, WIN, Mac, Solaris	23,125.00	23,125.00
Vantage Learning	MY Access! Software site license	458.10	500.00
Visix	Software support and maintenance subscription renewal - #Axis TV, K12 standard server and meeting minder	905.82	1,000.00
VMI	Encapture, closed caption software for the Board	17,940.00	18,000.00
Vocabulary.com/Thinkmaps	Online vocabulary instructional resource	12,150.00	12,150.00

AGENDA ITEM BACKUP SHEET
June 26, 2018

Board Meeting

TITLE: **Approval to Renew Annual No-Cost Community Partnership Agreements for 2018-19 Fiscal Year**

ITEM: **Consent**

SUBMITTED BY: **Edmond T. Heatley, Ed.D., Deputy Superintendent, Administrative Services**

PREPARED BY: **Jonathan Geiszler, Director, Purchasing and Stores**

BACKGROUND INFORMATION:

The purpose of this agenda item is to seek Board approval to renew no-cost community partnership agreements with Santa Ana Unified School District for the 2018-19 fiscal year.

ITEM SUMMARY:

- Annual Community Partnership Agreements: July 1, 2018 through June 30, 2019 Fiscal Year

RATIONALE:

Community Partnership Agreements have been requested by school sites and District staff to enhance and support educational programs and provide professional development to improve student achievement. The attached list identifies various community partnership agreements that will provide services throughout the District.

LCAP Goal 3.10: Support the enhancement of school climate through smooth operations and processes.

FUNDING:

No fiscal impact.

RECOMMENDATION:

Approve the annual no-cost community partnership agreements for the 2018-19 fiscal year.

EH:jg:mm

2018-19 Annual Listing of No-Cost Community Partnership Agreements

June 26, 2018

PARTNER	Department	SERVICE	AGREEMENT START DATE	AGREEMENT END DATE
Epicenter	Charter Schools	Web-Based Charter School Authorizer Oversight and Monitoring System	1-Jul-18	30-Jun-19
Consulate of Mexico	Community Relations	Fostering and Supporting the District's bilingual education and students in need	24-Jan-18	With 60 days notice
Rancho Santiago Community College District	Early Childhood Education	Preschool services at Sepulveda Elementary School	1-Jul-17	30-Jun-22
Big Brothers Big Sisters of Orange County	Educational Services	Development and growth of the High School Bigs Mentoring Program for a maximum of 140 at-risk students	1-Jul-18	30-Jun-19
Boys & Girls Club of Central Orange Coast	Educational Services	College Bound program to introduce and prepare teens for college and career	26-Jul-17	30-Jun-20
Boys & Girls Club of Central Orange Coast	Educational Services	Flying Start to Literacy - Provide children in grades K-3 with early literacy intervention programming support	26-Jul-17	30-Jun-20
Boys & Girls Club of Central Orange Coast	Educational Services	Triple Play - Provide Cconsultation and curriculum support to the Engage 360 after-school program in the areas of health and wellness for grades K-8	26-Jul-17	30-Jun-20
Pacific Western Bank	Educational Services	Provide high school students with enrichment programming withing the school day	1-Jul-18	30-Jun-19
Rancho Santiago Community College District	Educational Services	College and career access pathway partnership	1-Jun-18	30-Jun-20
Reality Changers	Educational Services	Provide college admittance guidance and support to Segerstrom High School students.	1-Jun-18	30-Jun-19
Santa Ana Chamber of Commerce and The High School Inc. Foundation	Educational Services	Develop and provide comprehensive high-quality instructional services through the academies at Valley High School.	29-Nov-17	30-Jun-19
Second Harvest Food Bank of Orange County	Educational Services	Help alleviate child hunger through the provision of food to children and their families at school	1-Jul-18	30-Jun-18
Segerstrom Center for the Arts	Educational Services	Provide opportunities for students to design and create interactive public art installations.	1-Jan-18	31-Aug-18
The Values Institute	Educational Services	Evaluate, improve and enhance instruction in their educational programs through analysis of data for students who have attended or who are currently attending the District.	1-Jul-18	30-Jun-19
California State University Long Beach	Human Resources	Educational fieldwork experiences for students enrolled at the California State University Long Beach	24-Aug-17	30-Jun-21
Mayor and City Council of the City of Santa Ana and the Santa Ana Workforce	Human Resources	Framework for providing services to employers, employees, job seekers and others needing workforce services	10-Aug-16	30-Jun-19
University of La Verne	Human Resources	Educational fieldwork experiences for students enrolled at the University of La Verne	23-Aug-17	22-Aug-22
University of Redlands	Human Resources	Internship credential program for students of the University of Redlands	24-Aug-17	1-Jun-19
University of Redlands	Human Resources	Educational fieldwork experiences for students enrolled at the University of Redlands	24-Aug-17	30-Jun-19
County of Orange Health Care Agency	Pupil Support Services	Provide prevention and early intevention services	20-May-15	With 30 days notice
Healthy Smiles for Kids of Orange County	Pupil Support Services	Help children and their families practice good oral health habits as part of an overall healthy lifestyle	10-Aug-16	With 30 days notice
Kaiser Foundation Hospitals	Pupil Support Services	Facilitate the onsite administration of influenza vaccines for District students	1-Jun-18	31-Dec-19
North OC YoungLives	Pupil Support Services	Teen parenting program	1-Jul-18	30-Jun-19
Serve the People Community Health Center	Pupil Support Services	Provide optical/vision services to the uninsured and low-income populations.	1-Aug-17	1-Aug-19

PARTNER	Department	SERVICE	AGREEMENT START DATE	AGREEMENT END DATE
St. Jude Neighborhood Health Services	Pupil Support Services	Provide preventative dental services to the uninsured and low-income populations.	1-Jul-17	30-Jun-19
Supplybank.Org	Pupil Support Services	Provide as many SAUSD identified students as possible with school supply kits, dental kits, hygiene kits and other materials.	22-Jan-18	30-Jun-22
Virtual Dental Care	Pupil Support Services	Tele-dentistry services for students and families	1-Jul-18	30-Jun-19
Hapara, Inc.	Research and Evaluation	Research project consisting of a collaborative effort between Hapara and Santa Ana on the nature of student writing in the cloud.	1-Jul-17	31-Jul-18

AGENDA ITEM BACKUP SHEET
June 26, 2018

Board Meeting

TITLE: Approval to Increase Adult Meal Prices in School Cafeterias for 2018-19 Fiscal Year

ITEM: Consent

SUBMITTED BY: Manoj Roychowdhury, Assistant Superintendent, Business Services

PREPARED BY: Josh Goddard, Interim Assistant Director, Nutrition Services

BACKGROUND INFORMATION:

The purpose of this agenda item is to seek Board approval to increase the Adult Lunch price in School Cafeterias from \$3.85 to \$3.90 per meal. Per USDA requirements, adult meals must be priced higher than the reimbursement rate for student “free” meals in order not to subsidize adult meals from cafeteria fund dollars intended for the National School Lunch Program students.

ITEM SUMMARY:

- Increase in Adult meal price in School Cafeterias from \$3.85 to \$3.90 to comply with the adult lunch meal pricing standards as set forth by the USDA.

RATIONALE:

The Nutrition Services Department proposes an increase of 5 cents. This increase is to ensure that the Adult meal pricing in School Cafeterias is in line with statutory requirements as well as Board Policy 3551 for the 2018-19 school year. The recommended price is rounded up to the nearest nickel to allow food services staff expedite cash handling and service to our customers.

Description	2015-16	2016-17	2017-18	2018-19	2019-20
	(Actual)	(Actual)	(Actual)	(Projected)	(Projected)
Student "Free" Meal Reimbursement Rate	\$3.15	\$3.24	\$3.31	\$3.40	\$3.50
\$.50 Statutory Add-on	\$0.50	\$0.50	\$0.50	\$0.50	\$0.50
Minimum Required Adult Pricing	\$3.65	\$3.74	\$3.81	\$3.90	\$4.00
Recommended Adult Meal Price	\$3.75	\$3.75	\$3.85	\$3.90	\$4.00

Footnotes:

1. Board approved a \$.25 increase in 2015-16 to cover 2 years of required increases.
2. The "free" federal reimbursement rate has increased by approximately 3% annually.
3. USDA publishes updated annual reimbursement rates by August

FUNDING:

No fiscal impact.

RECOMMENDATION:

Approve to increase the adult meal prices for 2018-19 fiscal year.

MR:jg:mm

AGENDA ITEM BACKUP SHEET
June 26, 2018

Board Meeting

TITLE: **Ratification of Purchase Order Summary and Listing of all Purchase Orders, for the Period of May 23, 2018 through June 12, 2018**

ITEM: **Consent**

SUBMITTED BY: **Manoj Roychowdhury, Assistant Superintendent, Business Services**

PREPARED BY: **Jonathan Geiszler, Director, Purchasing and Stores**

BACKGROUND INFORMATION:

The purpose of this agenda item is to seek Board ratification of the Purchase Order Summary Report and Detailed Purchase Order Listing for all purchase orders created during the period of May 23, 2018 through June 12, 2018. **The Board through individual agenda items has previously approved purchase orders for contracts over \$25,000.**

ITEM SUMMARY:

- Snapshot of purchase orders issued between May 23, 2018 through June 12, 2018
- Board Policy 3300
- Education Code 17604

RATIONALE:

The Purchase Order Summary Report provides a summary of all purchase orders created during the period of May 23, 2018 through June 12, 2018 by funding source. The Detailed Purchase Order Listing Report lists each individual purchase order created by vendor for the period of May 23, 2018 through June 12, 2018. Board Policy 3300 and Education Code 17604 specifically authorizes the Board to delegate signature authority on behalf of the District to the District Superintendent or designee. Such delegation of signature authority serves to expedite the financial transactions or any other contract.

LCAP Goal 3.10: Support the enhancement of school climate through smooth operations and processes.

FUNDING:

No fiscal impact.

RECOMMENDATION:

Ratify Purchase Order Summary Report and Detailed Purchase Order Listing of all purchase orders created during the period of May 23, 2018 through June 12, 2018.

MR:jg:mm



Santa Ana Unified School District

Stefanie P. Phillips, Ed.D., Superintendent

Date: June 12, 2018
To: Stefanie P. Phillips, Ed.D., Superintendent
From: Manoj Roychowdhury, Assistant Superintendent, Business Services
Subject: Purchase Order Summary: From 23-MAY-2018 through 12-JUNE-2018

Fund 01	21st Century ASSETS (roll-up 4124)	\$ 57,043.52
Fund 01	30-R2002-653 Before and After School Learning & Safe Neighborhood Partnerships	\$ 5,005.02
Fund 01	AVID-OCDE Destination Graduation-High Schools	\$ 750.00
Fund 01	Advanced Placement Examination Fees	\$ 443,650.00
Fund 01	CTE Incentive Grant	\$ 1,940.55
Fund 01	CTE Incentive Grant Program	\$ 1,376.01
Fund 01	California Career Pathways Trust	\$ 17,873.49
Fund 01	College Readiness Block Grant	\$ 996.87
Fund 01	Communication Studies (Speech and Debate)	\$ 5,250.00
Fund 01	Donations (Miscellaneous)	\$ 24,037.41
Fund 01	E-Business Academy [0473] CHS	\$ 1,965.95
Fund 01	Education for Homeless Children and Youth	\$ 9,557.46
Fund 01	Employee Wellness	\$ 3,885.00
Fund 01	Fundraiser (Non ASB-PTA Deposits)	\$ 11,392.26
Fund 01	Head Start	\$ 10,946.82
Fund 01	IASA: Title I Basic Grants Low-Income and Neglected, Part A	\$ 139,186.04
Fund 01	Intramural Sport for Intern schools	\$ 46,045.85
Fund 01	Lottery: Instructional Materials	\$ 2,623.90
Fund 01	NJROTC	\$ 308.94
Fund 01	Ongoing & Major Maintenance Account	\$ 105,422.19
Fund 01	Positive School Climate Model	\$ 3,519.37
Fund 01	SA Public Schools Foundation (SAPSF) Check	\$ 405.11
Fund 01	SC-Early Learning (PreK-Gr 6)	\$ 4,808.37
Fund 01	SC-LCFF-Supplemental/Concentration	\$ 27,411.20
Fund 01	Saturday Attendance Recovery Program (WIN)	\$ 213.72
Fund 01	Special Ed: Mental Health Services	\$ 646.50
Fund 01	Special Education	\$ 30,890.85
Fund 01	Supplementary Progras-Specialized Secondary	\$ 525.82
Fund 01	Title I, Core Set Aside	\$ 102,233.84
Fund 01	Title II-Part A Improving Teacher Quality	\$ 600.00
Fund 01	Title III Limited English Proficiency LEP Student Program	\$ 2,300.00

BOARD OF EDUCATION

Valerie Amezcua, President • Rigo Rodriguez, Ph.D., Vice President
Alfonso Alvarez, Ed.D., Clerk • Cecilia "Ceci" Iglesias, Member • John Palacio, Member

Fund 01	Two-Way Digital ITFS Licensee Revenue	\$	18,531.89
Fund 01	Unrestricted - CalSafe (6091/6092)	\$	8,852.38
Fund 01	Unrestricted - Regional Occupational Center Prog (ROC/P 6350)	\$	257,905.61
Fund 01	Unrestricted Discretionary Accounts	\$	542,323.53
Fund 01	Unrestricted One-time Funds	\$	29,445.68
Fund 01	Valley HS Academies	\$	224.40
Fund 01	WASC (was FdRes 010031)	\$	537.67
Grand Total:		\$	1,920,633.22

Fund 09	Fund 09 Before and After School Learning & Safe Neighborhood Partnerships	\$	10,094.95
Fund 09	Fund 09 Title I	\$	1,976.92
Fund 09	Fund 09 Title I, Core Set Aside	\$	1,200.00
Grand Total:		\$	13,271.87

Fund 12	Child Development: CA State Preschool Program	\$	182,698.80
Fund 12	Child Development: CA State Preschool Program QRIS Block Grant RFA	\$	49,045.80
Grand Total:		\$	231,744.60

Fund 13	Child Nutrition: School Programs	\$	57,551.51
Grand Total:		\$	57,551.51

Fund 14	Fund 14 Artificial Turf	\$	7,869.49
Fund 14	Fund 14 Deferred Maintenance Fund	\$	1,091.50
Grand Total:		\$	8,960.99

Fund 24	Fund 24 SAUSD GO Bond, 2008 Election, Series A Building Fund	\$	118.36
Grand Total:		\$	118.36

Fund 25	Fund 25 City Santa Ana Redevelopment	\$	220,625.80
Grand Total:		\$	220,625.80

Fund 40	Emergency Repair Program-Williams Case	\$	24,808.00
Fund 40	Fund 40 Kitchen Remodeling	\$	50,000.00
Fund 40	Fund 40 QZAB Solar Energy Savings 2012 (eff 2014-15)	\$	6,000.00
Grand Total:		\$	80,808.00

Fund 69	Fund 69 Health & Welfare	\$	8,100.00
Grand Total:		\$	8,100.00

Fund 71	Fund 71 Retiree Benefit Fund	\$ 40,000,000.00
Grand Total:		\$ 40,000,000.00

Fund 81	Fund 81 Property & Liability	\$ 4,761.87
Grand Total:		\$ 4,761.87

Prepared By: Jonathan Geiszler, Director, Purchasing and Stores

Fund 01

PO Number:	Date PO Created:	Supplier:	Item Description:	Resource Description :	Site:	Amount:
382028	23-May-2018	NASCO MODESTO dba A DIVISION OF THE ARISTOTLE CORPORATION	Classroom Instructional Supplies	Title I, Core Set Aside	WALKER ELEMENTARY SCHOOL	\$ 274.98
382029	23-May-2018	ORIENTAL TRADING COMPANY, INC.	Classroom Instructional Supplies	IASA: Title I Basic Grants Low-Income and Neglected, Part A	MONROE ELEMENTARY SCHOOL	\$ 506.09
382030	23-May-2018	I INITIAL	Shirts for Summer Enrichment Program	Title I, Core Set Aside	TAFT ELEMENTARY SCHOOL	\$ 765.03
382031	23-May-2018	CM SCHOOL SUPPLY	Classroom Instructional Supplies	IASA: Title I Basic Grants Low-Income and Neglected, Part A	LOWELL ELEMENTARY SCHOOL	\$ 2,843.10
382032	23-May-2018	KEM VENTURES, INC.	Ipad Cases	IASA: Title I Basic Grants Low-Income and Neglected, Part A	CARVER ELEMENTARY SCHOOL	\$ 280.29
382033	23-May-2018	NASCO MODESTO dba A DIVISION OF THE ARISTOTLE CORPORATION	Classroom Instructional Supplies	Unrestricted Discretionary Accounts	GODINEZ FUNDAMENTAL HIGH SCHOOL	\$ 375.50
382034	23-May-2018	SCHOOL NURSE SUPPLY, INC.	Health Office Supplies	Unrestricted Discretionary Accounts	GREENVILLE FUNDAMENTAL ELEMENTARY SCHOOL	\$ 276.60
382035	23-May-2018	NASCO MODESTO dba A DIVISION OF THE ARISTOTLE CORPORATION	Classroom Instructional Supplies	Title I, Core Set Aside	MADISON ELEMENTARY SCHOOL	\$ 491.78
382036	23-May-2018	OFFICE SOLUTIONS BUSINESS PRODUCTS & SERVICES	Office Supplies McKinney Vento Program	Education for Homeless Children and Youth	PUPIL SUPPORT SERVICES	\$ 807.05
382037	23-May-2018	OFFICE SOLUTIONS BUSINESS PRODUCTS & SERVICES	Office Supplies McKinney Vento Program	Unrestricted Discretionary Accounts	PUPIL SUPPORT SERVICES	\$ 184.31
382038	23-May-2018	OFFICE SOLUTIONS BUSINESS PRODUCTS & SERVICES	Office Supplies Foster Youth Program	SC-LCFF-Supplemental/Concentration	PUPIL SUPPORT SERVICES	\$ 2,236.89
382039	23-May-2018	CM SCHOOL SUPPLY	Classroom Instructional Supplies	IASA: Title I Basic Grants Low-Income and Neglected, Part A	LOWELL ELEMENTARY SCHOOL	\$ 2,553.68
382041	23-May-2018	OFFICE DEPOT	Office Supplies McKinney Vento Program	Education for Homeless Children and Youth	PUPIL SUPPORT SERVICES	\$ 36.64
382042	23-May-2018	OFFICE SOLUTIONS BUSINESS PRODUCTS & SERVICES	Office Supplies McKinney Vento Program	Education for Homeless Children and Youth	PUPIL SUPPORT SERVICES	\$ 98.12
382043	23-May-2018	OFFICE SOLUTIONS BUSINESS PRODUCTS & SERVICES	Office Supplies McKinney Vento Program	Education for Homeless Children and Youth	PUPIL SUPPORT SERVICES	\$ 98.12
382044	23-May-2018	OFFICE SOLUTIONS BUSINESS PRODUCTS & SERVICES	Office Supplies McKinney Vento Program	Education for Homeless Children and Youth	PUPIL SUPPORT SERVICES	\$ 98.12
382045	23-May-2018	OFFICE SOLUTIONS BUSINESS PRODUCTS & SERVICES	Office Supplies McKinney Vento Program	Education for Homeless Children and Youth	PUPIL SUPPORT SERVICES	\$ 98.12
382046	23-May-2018	OFFICE SOLUTIONS BUSINESS PRODUCTS & SERVICES	Office Supplies McKinney Vento Program	Education for Homeless Children and Youth	PUPIL SUPPORT SERVICES	\$ 98.12
382047	23-May-2018	OFFICE SOLUTIONS BUSINESS PRODUCTS & SERVICES	Office Supplies McKinney Vento Program	Education for Homeless Children and Youth	PUPIL SUPPORT SERVICES	\$ 98.12
382048	23-May-2018	OFFICE SOLUTIONS BUSINESS PRODUCTS & SERVICES	Office Supplies McKinney Vento Program	Education for Homeless Children and Youth	PUPIL SUPPORT SERVICES	\$ 98.12
382049	23-May-2018	OFFICE DEPOT	Office Supplies McKinney Vento Program	Education for Homeless Children and Youth	PUPIL SUPPORT SERVICES	\$ 98.12
382050	23-May-2018	OFFICE SOLUTIONS BUSINESS PRODUCTS & SERVICES	Office Supplies McKinney Vento Program	Education for Homeless Children and Youth	PUPIL SUPPORT SERVICES	\$ 98.12
382051	23-May-2018	OFFICE SOLUTIONS BUSINESS PRODUCTS & SERVICES	Office Supplies McKinney Vento Program	Education for Homeless Children and Youth	PUPIL SUPPORT SERVICES	\$ 98.12
382052	23-May-2018	OFFICE SOLUTIONS BUSINESS PRODUCTS & SERVICES	Office Supplies McKinney Vento Program	Education for Homeless Children and Youth	PUPIL SUPPORT SERVICES	\$ 98.12
382053	23-May-2018	OFFICE SOLUTIONS BUSINESS PRODUCTS & SERVICES	Office Supplies McKinney Vento Program	Education for Homeless Children and Youth	PUPIL SUPPORT SERVICES	\$ 98.12
382054	23-May-2018	OFFICE SOLUTIONS BUSINESS PRODUCTS & SERVICES	Office Supplies McKinney Vento Program	Education for Homeless Children and Youth	PUPIL SUPPORT SERVICES	\$ 98.12
382055	23-May-2018	OFFICE SOLUTIONS BUSINESS PRODUCTS & SERVICES	Office Supplies McKinney Vento Program	Education for Homeless Children and Youth	PUPIL SUPPORT SERVICES	\$ 98.12
382056	23-May-2018	OFFICE SOLUTIONS BUSINESS PRODUCTS & SERVICES	Office Supplies McKinney Vento Program	Education for Homeless Children and Youth	PUPIL SUPPORT SERVICES	\$ 98.12
382057	23-May-2018	OFFICE SOLUTIONS BUSINESS PRODUCTS & SERVICES	Office Supplies McKinney Vento Program	Education for Homeless Children and Youth	PUPIL SUPPORT SERVICES	\$ 98.12
382058	23-May-2018	OFFICE SOLUTIONS BUSINESS PRODUCTS & SERVICES	Office Supplies McKinney Vento Program	Education for Homeless Children and Youth	PUPIL SUPPORT SERVICES	\$ 98.12
382059	23-May-2018	OFFICE SOLUTIONS BUSINESS PRODUCTS & SERVICES	Office Supplies McKinney Vento Program	Education for Homeless Children and Youth	PUPIL SUPPORT SERVICES	\$ 98.12
382060	23-May-2018	OFFICE SOLUTIONS BUSINESS PRODUCTS & SERVICES	Office Supplies McKinney Vento Program	Education for Homeless Children and Youth	PUPIL SUPPORT SERVICES	\$ 98.12
382061	23-May-2018	OFFICE SOLUTIONS BUSINESS PRODUCTS & SERVICES	Office Supplies McKinney Vento Program	Education for Homeless Children and Youth	PUPIL SUPPORT SERVICES	\$ 98.12
382062	23-May-2018	OFFICE SOLUTIONS BUSINESS PRODUCTS & SERVICES	Office Supplies McKinney Vento Program	Education for Homeless Children and Youth	PUPIL SUPPORT SERVICES	\$ 98.12
382063	23-May-2018	OFFICE SOLUTIONS BUSINESS PRODUCTS & SERVICES	Office Supplies McKinney Vento Program	Education for Homeless Children and Youth	PUPIL SUPPORT SERVICES	\$ 98.12
382064	23-May-2018	OFFICE SOLUTIONS BUSINESS PRODUCTS & SERVICES	Office Supplies McKinney Vento Program	Education for Homeless Children and Youth	PUPIL SUPPORT SERVICES	\$ 98.12
382065	23-May-2018	OFFICE SOLUTIONS BUSINESS PRODUCTS & SERVICES	Office Supplies McKinney Vento Program	Education for Homeless Children and Youth	PUPIL SUPPORT SERVICES	\$ 98.12
382066	23-May-2018	OFFICE SOLUTIONS BUSINESS PRODUCTS & SERVICES	Office Supplies McKinney Vento Program	Education for Homeless Children and Youth	PUPIL SUPPORT SERVICES	\$ 98.12
382067	23-May-2018	OFFICE SOLUTIONS BUSINESS PRODUCTS & SERVICES	Office Supplies McKinney Vento Program	Education for Homeless Children and Youth	PUPIL SUPPORT SERVICES	\$ 98.12

Fund 01

PO Number:	Date PO Created:	Supplier:	Item Description:	Resource Description :	Site:	Amount:
382068	23-May-2018	OFFICE SOLUTIONS BUSINESS PRODUCTS & SERVICES	Office Supplies McKinney Vento Program	Education for Homeless Children and Youth	PUPIL SUPPORT SERVICES	\$ 98.12
382069	23-May-2018	OFFICE SOLUTIONS BUSINESS PRODUCTS & SERVICES	Office Supplies McKinney Vento Program	Education for Homeless Children and Youth	PUPIL SUPPORT SERVICES	\$ 98.12
382070	23-May-2018	OFFICE SOLUTIONS BUSINESS PRODUCTS & SERVICES	Office Supplies McKinney Vento Program	Education for Homeless Children and Youth	PUPIL SUPPORT SERVICES	\$ 98.12
382071	23-May-2018	OFFICE SOLUTIONS BUSINESS PRODUCTS & SERVICES	Office Supplies McKinney Vento Program	Education for Homeless Children and Youth	PUPIL SUPPORT SERVICES	\$ 98.12
382072	23-May-2018	OFFICE SOLUTIONS BUSINESS PRODUCTS & SERVICES	Office Supplies McKinney Vento Program	Education for Homeless Children and Youth	PUPIL SUPPORT SERVICES	\$ 98.12
382073	23-May-2018	OFFICE SOLUTIONS BUSINESS PRODUCTS & SERVICES	Office Supplies McKinney Vento Program	Education for Homeless Children and Youth	PUPIL SUPPORT SERVICES	\$ 98.12
382074	23-May-2018	ORANGE COUNTY SHERIFFS DEPARTMENT	Conference Registration Fee Payment	Unrestricted Discretionary Accounts	SCHOOL POLICE SERVICES	\$ 273.00
382075	23-May-2018	SANTA ANA HIGH SCHOOL ASB	Yearbook purchase	21st Century ASSETS (roll-up 4124)	SANTA ANA HIGH SCHOOL	\$ 1,710.00
382076	23-May-2018	ORANGE COUNTY SHERIFFS DEPARTMENT	Conference Registration Fee Payment	Unrestricted Discretionary Accounts	SCHOOL POLICE SERVICES	\$ 55.00
382077	23-May-2018	OFFICE SOLUTIONS BUSINESS PRODUCTS & SERVICES	Office Supplies McKinney Vento Program	Education for Homeless Children and Youth	PUPIL SUPPORT SERVICES	\$ 141.22
382078	23-May-2018	OFFICE SOLUTIONS BUSINESS PRODUCTS & SERVICES	Office Supplies McKinney Vento Program	Education for Homeless Children and Youth	PUPIL SUPPORT SERVICES	\$ 141.22
382079	23-May-2018	OFFICE SOLUTIONS BUSINESS PRODUCTS & SERVICES	Office Supplies McKinney Vento Program	Education for Homeless Children and Youth	PUPIL SUPPORT SERVICES	\$ 141.22
382080	23-May-2018	OFFICE SOLUTIONS BUSINESS PRODUCTS & SERVICES	Office Supplies McKinney Vento Program	Education for Homeless Children and Youth	PUPIL SUPPORT SERVICES	\$ 141.22
382081	23-May-2018	OFFICE SOLUTIONS BUSINESS PRODUCTS & SERVICES	Office Supplies McKinney Vento Program	Education for Homeless Children and Youth	PUPIL SUPPORT SERVICES	\$ 141.22
382082	23-May-2018	OFFICE SOLUTIONS BUSINESS PRODUCTS & SERVICES	Office Supplies McKinney Vento Program	Education for Homeless Children and Youth	PUPIL SUPPORT SERVICES	\$ 141.22
382083	23-May-2018	OFFICE SOLUTIONS BUSINESS PRODUCTS & SERVICES	Office Supplies McKinney Vento Program	Education for Homeless Children and Youth	PUPIL SUPPORT SERVICES	\$ 141.22
382084	23-May-2018	OFFICE SOLUTIONS BUSINESS PRODUCTS & SERVICES	Office Supplies McKinney Vento Program	Education for Homeless Children and Youth	PUPIL SUPPORT SERVICES	\$ 141.22
382085	23-May-2018	OFFICE SOLUTIONS BUSINESS PRODUCTS & SERVICES	Office Supplies McKinney Vento Program	Education for Homeless Children and Youth	PUPIL SUPPORT SERVICES	\$ 141.22
382086	23-May-2018	OFFICE SOLUTIONS BUSINESS PRODUCTS & SERVICES	Office Supplies McKinney Vento Program	Education for Homeless Children and Youth	PUPIL SUPPORT SERVICES	\$ 141.22
382087	23-May-2018	OFFICE SOLUTIONS BUSINESS PRODUCTS & SERVICES	Office Supplies McKinney Vento Program	Education for Homeless Children and Youth	PUPIL SUPPORT SERVICES	\$ 141.22
382088	23-May-2018	OFFICE SOLUTIONS BUSINESS PRODUCTS & SERVICES	Office Supplies McKinney Vento Program	Education for Homeless Children and Youth	PUPIL SUPPORT SERVICES	\$ 141.22
382089	23-May-2018	OFFICE SOLUTIONS BUSINESS PRODUCTS & SERVICES	Office Supplies McKinney Vento Program	Education for Homeless Children and Youth	PUPIL SUPPORT SERVICES	\$ 141.22
382090	23-May-2018	OFFICE SOLUTIONS BUSINESS PRODUCTS & SERVICES	Office Supplies McKinney Vento Program	Education for Homeless Children and Youth	PUPIL SUPPORT SERVICES	\$ 141.22
382092	23-May-2018	OFFICE SOLUTIONS BUSINESS PRODUCTS & SERVICES	Office Supplies McKinney Vento Program	Education for Homeless Children and Youth	PUPIL SUPPORT SERVICES	\$ 141.22
382093	23-May-2018	OFFICE SOLUTIONS BUSINESS PRODUCTS & SERVICES	Office Supplies McKinney Vento Program	Education for Homeless Children and Youth	PUPIL SUPPORT SERVICES	\$ 141.22
382094	23-May-2018	OFFICE SOLUTIONS BUSINESS PRODUCTS & SERVICES	Office Supplies McKinney Vento Program	Education for Homeless Children and Youth	PUPIL SUPPORT SERVICES	\$ 141.22
382095	23-May-2018	OFFICE SOLUTIONS BUSINESS PRODUCTS & SERVICES	Office Supplies McKinney Vento Program	Education for Homeless Children and Youth	PUPIL SUPPORT SERVICES	\$ 141.22
382096	23-May-2018	OFFICE SOLUTIONS BUSINESS PRODUCTS & SERVICES	Office Supplies McKinney Vento Program	Education for Homeless Children and Youth	PUPIL SUPPORT SERVICES	\$ 141.22
382097	23-May-2018	OFFICE SOLUTIONS BUSINESS PRODUCTS & SERVICES	Office Supplies McKinney Vento Program	Education for Homeless Children and Youth	PUPIL SUPPORT SERVICES	\$ 141.22
382098	23-May-2018	CDW GOVERNMENT, INC.	Purchase of Microsoft Surface Tablets	Unrestricted Discretionary Accounts	EMPLOYEE BENEFITS ADMINISTRATION	\$ 6,369.02
382099	23-May-2018	NEW HORIZONS CONTRACTING, INC.	Bio-Hazard Remediation Services	Ongoing & Major Maintenance Account	BUILDING SERVICES	\$ 12,290.00
382100	23-May-2018	OFFICE DEPOT	Purchase of Office Supplies	SC-LCFF-Supplemental/Concentration	SUMMER SCHOOL	\$ 144.41
382101	23-May-2018	OFFICE DEPOT	Purchase of Office Supplies	21st Century ASSETS (roll-up 4124)	SEGERSTROM HIGH SCHOOL	\$ 189.09
382102	23-May-2018	ROCKSOLID, LLC	Intermural Sports Football Equipment	Intramural Sport for Interm schools	SPECIAL	\$ 42,790.85
382104	23-May-2018	ROCKSOLID, LLC	Intermural Sports Football Equipment	Intramural Sport for Interm schools	SPECIAL	\$ 3,255.00
382104	23-May-2018	BAKER PARTY RENTALS, INC.	Equipment rentals for Graduation	Unrestricted One-time Funds	GRADUATION	\$ 4,000.00
382105	23-May-2018	BARNES & NOBLE BOOKSELLERS, INC.	Purchase of Library Books	Unrestricted Discretionary Accounts	MIDDLE COLLEGE HIGH	\$ 378.94
382106	23-May-2018	INSTITUTE FOR THE ADVANCEMENT OF SCIENCE TEACHING	Conference Registration Fee Payment	Unrestricted Discretionary Accounts	GODINEZ FUNDAMENTAL HIGH SCHOOL	\$ 1,070.00
382107	23-May-2018	OFFICE DEPOT	Purchase of Office Supplies	IASA: Title I Basic Grants Low-Income and Neglected, Part A	MENDEZ FUNDAMENTAL INTERMEDIATE SCHOOL	\$ 1,279.92
382108	23-May-2018	OFFICE DEPOT	Purchase of Office Supplies	IASA: Title I Basic Grants Low-Income and Neglected, Part A	GODINEZ FUNDAMENTAL HIGH SCHOOL	\$ 125.12
382109	23-May-2018	RIDDELL INC dba KOLLEGE TOWN SPORTS	Athletic Supplies	E-Business Academy [0473] CHS	CENTURY HIGH SCHOOL	\$ 1,965.95
382110	23-May-2018	KNOW BUDDY RESOURCES	Classroom Books	IASA: Title I Basic Grants Low-Income and Neglected, Part A	GARFIELD ELEMENTARY SCHOOL	\$ 841.89

Fund 01

PO Number:	Date PO Created:	Supplier:	Item Description:	Resource Description :	Site:	Amount:
382111	23-May-2018	OCEAN INSTITUTE	Field Trip Admission Fees	Title I, Core Set Aside	GARFIELD ELEMENTARY SCHOOL	\$ 880.00
382112	23-May-2018	LOS ANGELES ZOO AND BOTANICAL GARDENS	Field Trip Admission Fees	Title I, Core Set Aside	GARFIELD ELEMENTARY	\$ 240.00
382113	23-May-2018	SCHOLASTIC BOOK FAIRS	Book Fair fee payment	Fundraiser (Non ASB-PTA Deposits)	GARFIELD ELEMENTARY	\$ 4,209.14
382114	23-May-2018	LUCKY 3 SQUARE, INC. dba 3SQUARE	Shirts for Summer Enrichment Program	Title I, Core Set Aside	GARFIELD ELEMENTARY	\$ 822.00
382115	23-May-2018	KNOW BUDDY RESOURCES	Classroom Books	IASA: Title I Basic Grants Low-Income and Neglected, Part A	GARFIELD ELEMENTARY SCHOOL	\$ 235.43
382120	23-May-2018	APPLE, INC.	Purchase of iPads	21st Century ASSETS (roll-up 4124)	CENTURY HIGH SCHOOL	\$ 3,254.05
382121	23-May-2018	APPLE, INC.	Purchase of iPads	21st Century ASSETS (roll-up 4124)	SEGERSTROM HIGH SCHOOL	\$ 982.68
382122	23-May-2018	APPLE, INC.	Purchase of iPads	21st Century ASSETS (roll-up 4124)	VALLEY HIGH SCHOOL	\$ 1,301.63
382123	23-May-2018	APPLE, INC.	Purchase of iMac	21st Century ASSETS (roll-up 4124)	SEGERSTROM HIGH SCHOOL	\$ 4,536.28
382124	23-May-2018	CDW GOVERNMENT, INC.	HP Printer	21st Century ASSETS (roll-up 4124)	SEGERSTROM HIGH SCHOOL	\$ 2,159.93
382125	23-May-2018	CDW GOVERNMENT, INC.	HP Printer	21st Century ASSETS (roll-up 4124)	GODINEZ FUNDAMENTAL	\$ 1,079.97
382127	23-May-2018	CDW GOVERNMENT, INC.	Document Cameras	IASA: Title I Basic Grants Low-Income and Neglected, Part A	LOWELL ELEMENTARY SCHOOL	\$ 2,562.30
382128	23-May-2018	CDW GOVERNMENT, INC.	Document Cameras	IASA: Title I Basic Grants Low-Income and Neglected, Part A	WASHINGTON ELEMENTARY SCHOOL	\$ 1,299.92
382129	23-May-2018	GHA TECHNOLOGIES, INC.	HP Printers	Unrestricted Discretionary Accounts	KENNEDY ELEMENTARY	\$ 655.12
382130	23-May-2018	B&H PHOTO VIDEO	Purchase of A/V Supplies	IASA: Title I Basic Grants Low-Income and Neglected, Part A	HENINGER ELEMENTARY SCHOOL	\$ 1,290.84
382131	24-May-2018	JOSTENS/JACK NICHOLSON	Caps and Gowns	21st Century ASSETS (roll-up 4124)	SANTA ANA HIGH SCHOOL	\$ 404.06
382132	24-May-2018	BLICK ART MATERIALS dba DICK BLICK COMPANY	Classroom Art Supplies	Unrestricted Discretionary Accounts	MARTIN ELEMENTARY	\$ 230.33
382133	24-May-2018	SCHOOL HEALTH CORPORATION	Classroom Instructional Supplies	Head Start	CHILD DEVELOPMENT	\$ 300.53
382134	24-May-2018	LAKESHORE LEARNING MATERIALS	Classroom Instructional Supplies	Title I, Core Set Aside	GREENVILLE FUNDAMENTAL ELEMENTARY SCHOOL	\$ 124.84
382135	24-May-2018	LAKESHORE LEARNING MATERIALS	Classroom Instructional Supplies	Title I, Core Set Aside	MARTIN ELEMENTARY	\$ 211.76
382136	24-May-2018	LAKESHORE LEARNING MATERIALS	Classroom Instructional Supplies	IASA: Title I Basic Grants Low-Income and Neglected, Part A	CARVER ELEMENTARY SCHOOL	\$ 76.72
382137	24-May-2018	BOLSA CHICA CONSERVANCY	Field Trip Admission Fees	Title I, Core Set Aside	GARFIELD ELEMENTARY	\$ 264.00
382138	24-May-2018	LAKESHORE LEARNING MATERIALS	Classroom Instructional Supplies	IASA: Title I Basic Grants Low-Income and Neglected, Part A	GREENVILLE FUNDAMENTAL ELEMENTARY SCHOOL	\$ 991.44
382139	24-May-2018	LAKESHORE LEARNING MATERIALS	Classroom Instructional Supplies	Unrestricted Discretionary Accounts	MARTIN ELEMENTARY	\$ 55.08
382140	24-May-2018	TEACHER SYNERGY, LLC dba TEACHERSPAYTEACHERS	Classroom Instructional Supplies	Title I, Core Set Aside	GREENVILLE FUNDAMENTAL ELEMENTARY SCHOOL	\$ 292.60
382141	24-May-2018	LAKESHORE LEARNING MATERIALS	Classroom Instructional Supplies	IASA: Title I Basic Grants Low-Income and Neglected, Part A	ESQUEDA ELEMENTARY SCHOOL	\$ 1,007.99
382143	24-May-2018	LEGOLAND CALIFORNIA	Field Trip Admission Fees	Title I, Core Set Aside	FREMONT ELEMENTARY SCHOOL	\$ 2,625.00
382144	24-May-2018	BERTRAND'S MUSIC ENTERPRISES	Replacement of Musical Instruments for various secondary sites	SC-LCFF-Supplemental/Concentration	VISUAL & PERFORMING ARTS	\$ 18,000.00
382144	24-May-2018	BERTRAND'S MUSIC ENTERPRISES	Replacement of Musical Instruments for various	Unrestricted Discretionary Accounts	VALLEY HIGH SCHOOL	\$ 6,000.00
382145	24-May-2018	OFFICE DEPOT	Purchase of Office Supplies	Title I, Core Set Aside	MONTE VISTA ELEMENTARY SCHOOL	\$ 1,036.78
382146	24-May-2018	TEACHER SYNERGY, LLC dba TEACHERSPAYTEACHERS	Classroom Instructional Supplies	IASA: Title I Basic Grants Low-Income and Neglected, Part A	GREENVILLE FUNDAMENTAL ELEMENTARY SCHOOL	\$ 1,449.55
382147	24-May-2018	MEDCO HEALTH SOLUTIONS, INC.	Health Office Supplies	Unrestricted Discretionary Accounts	CENTURY HIGH SCHOOL	\$ 3,100.00
382148	24-May-2018	ORANGE COUNTY DEPARTMENT OF EDUCATION	National History Day Competition Registration fee	IASA: Title I Basic Grants Low-Income and Neglected, Part A	SANTIAGO ELEMENTARY SCHOOL	\$ 2,520.00

Fund 01

PO Number:	Date PO Created:	Supplier:	Item Description:	Resource Description :	Site:	Amount:
382149	24-May-2018	AMAZON CAPITAL SERVICES, INC.	Classroom Instructional Supplies	Title I, Core Set Aside	GREENVILLE FUNDAMENTAL ELEMENTARY SCHOOL	\$ 1,782.86
382150	24-May-2018	STAPLES BUSINESS ADVANTAGE	Purchase of Office Supplies	IASA: Title I Basic Grants Low-Income and Neglected, Part A	CARVER ELEMENTARY SCHOOL	\$ 1,923.39
382151	24-May-2018	OFFICE DEPOT	Purchase of Office Supplies	30-R2002-653 Before and After School Learning & Safe Neighborhood Partnerships	FREMONT ELEMENTARY SCHOOL	\$ 125.61
382154	24-May-2018	NASCO MODESTO dba A DIVISION OF THE ARISTOTLE CORPORATION	Classroom Instructional Supplies	Title I, Core Set Aside	DIAMOND ELEMENTARY SCHOOL	\$ 118.51
382155	24-May-2018	OFFICE DEPOT	Purchase of Office Supplies	Education for Homeless Children and Youth	PUPIL SUPPORT SERVICES	\$ 312.29
382156	24-May-2018	STAPLES BUSINESS ADVANTAGE	Purchase of Office Supplies	Unrestricted Discretionary Accounts	VISUAL & PERFORMING	\$ 48.46
382157	24-May-2018	FOLLETT SCHOOL SOLUTIONS, INC.	On-Line Book Subscription	SC-LGFF-Supplemental/Concentration	EDUCATIONAL SERVICES	\$ 199.99
382158	24-May-2018	OFFICE DEPOT	Purchase of Office Supplies	SC-LGFF-Supplemental/Concentration	PUPIL SUPPORT SERVICES	\$ 2,826.99
382159	24-May-2018	OFFICE DEPOT	Purchase of Office Supplies	30-R2002-653 Before and After School Learning & Safe Neighborhood Partnerships	SIERRA PREPARATORY ACADEMY	\$ 102.85
382160	24-May-2018	OFFICE DEPOT	Purchase of Office Supplies	Saturday Attendance Recovery Program (WIN)	VALLEY HIGH SCHOOL	\$ 213.72
382161	24-May-2018	OFFICE DEPOT	Purchase of Office Supplies	Unrestricted Discretionary Accounts	CARVER ELEMENTARY	\$ 604.42
382162	24-May-2018	SCHOOL SPECIALTY/CLASSROOM DIRECT	Classroom Instructional Supplies	Title I, Core Set Aside	CARVER ELEMENTARY	\$ 128.24
382163	24-May-2018	AMAZON CAPITAL SERVICES, INC.	Classroom Instructional Supplies	Title I, Core Set Aside	GREENVILLE FUNDAMENTAL ELEMENTARY SCHOOL	\$ 1,997.56
382164	24-May-2018	OFFICE DEPOT	Purchase of Office Supplies	Title I, Core Set Aside	THORPE FUNDAMENTAL ELEMENTARY SCHOOL	\$ 103.69
382165	24-May-2018	OFFICE DEPOT	Purchase of Office Supplies	Title I, Core Set Aside	KENNEDY ELEMENTARY	\$ 390.58
382166	24-May-2018	OFFICE DEPOT	Purchase of Office Supplies	Title I, Core Set Aside	SADDLEBACK HIGH SCHOOL	\$ 457.08
382167	24-May-2018	SCHOOL SPECIALTY/CLASSROOM DIRECT	Classroom Instructional Supplies	IASA: Title I Basic Grants Low-Income and Neglected, Part A	CARVER ELEMENTARY SCHOOL	\$ 60.71
382168	24-May-2018	AMAZON CAPITAL SERVICES, INC.	Classroom Instructional Supplies	Title I, Core Set Aside	GREENVILLE FUNDAMENTAL	\$ 604.86
382170	24-May-2018	CENTURY HIGH SCHOOL	Prom Tickets and Yearbooks	SC-LGFF-Supplemental/Concentration	PUPIL SUPPORT SERVICES	\$ 255.00
382171	24-May-2018	AQUARIUM OF THE PACIFIC	Field Trip Admission Fees	Title I, Core Set Aside	LATHROP INTERMEDIATE SCHOOL	\$ 700.00
382172	24-May-2018	RANCHO SANTIAGO COMMUNITY COLLEGE DISTRICT	Field Trip Admission Fees	Title I, Core Set Aside	MENDEZ FUNDAMENTAL INTERMEDIATE SCHOOL	\$ 180.00
382173	24-May-2018	STAPLES BUSINESS ADVANTAGE	Purchase of Office Supplies	Unrestricted Discretionary Accounts	SANTA ANA HIGH SCHOOL	\$ 1,271.68
382174	24-May-2018	CALIFORNIA SCIENCE CENTER FOUNDATION	Field Trip Admission Fees	Title I, Core Set Aside	MENDEZ FUNDAMENTAL INTERMEDIATE SCHOOL	\$ 1,217.30
382175	24-May-2018	BERTRAND'S MUSIC ENTERPRISES	Musical Instrument Supplies	Title I, Core Set Aside	SANTA ANA HIGH SCHOOL	\$ 193.94
382177	24-May-2018	JOSTENS/JACK NICHOLSON	Graduation Supplies	Unrestricted One-time Funds	GRADUATION	\$ 309.95
382178	24-May-2018	CALIFORNIA SCIENCE CENTER & IMAX THEATRE	Field Trip Admission Fees	Title I, Core Set Aside	MARTIN ELEMENTARY	\$ 320.00
382179	24-May-2018	MESA ENERGY SYSTEMS, INC dba EMCOR SERVICES MESA ENERGY	Chiller Maintenance	Ongoing & Major Maintenance Account	BUILDING SERVICES	\$ 1,162.00
382181	24-May-2018	AQUARIUM OF THE PACIFIC	Field Trip Admission Fees	Title I, Core Set Aside	WILLARD INTERMEDIATE SCHOOL	\$ 700.00
382183	24-May-2018	DISCOVERY CUBE ORANGE COUNTY	Field Trip Admission Fees	Title I, Core Set Aside	WILLARD INTERMEDIATE	\$ 1,200.00
382184	24-May-2018	CENTURY HIGH SCHOOL	Sports tournament fees	Unrestricted Discretionary Accounts	GODINEZ FUNDAMENTAL	\$ 350.00
382186	24-May-2018	EDUCATIONAL INNOVATIONS (SCORE)	STEM Program Supplies	Title I, Core Set Aside	CENTURY HIGH SCHOOL	\$ 52.37
382187	24-May-2018	LOS ANGELES ZOO AND BOTANICAL GARDENS	Field Trip Admission Fees	21st Century ASSETS (roll-up 4124)	VALLEY HIGH SCHOOL	\$ 2,710.00

Fund 01

PO Number:	Date PO Created:	Supplier:	Item Description:	Resource Description :	Site:	Amount:
382188	24-May-2018	AMAZON CAPITAL SERVICES, INC.	Classroom Instructional Supplies	SA Public Schools Foundation (SAPSF) Check	WILLARD INTERMEDIATE SCHOOL	\$ 405.11
382189	24-May-2018	US BANK	CalCard Purchase PO	Head Start	CHILD DEVELOPMENT	\$ 172.39
382190	24-May-2018	FOLLETT SCHOOL SOLUTIONS, INC.	Class Supplies for IB Program	SC-LCFF-Supplemental/Concentration	EDUCATIONAL SERVICES DIVISION	\$ 81.89
382191	24-May-2018	TANAKA FARMS	Field Trip Admission Fees	Title I, Core Set Aside	CARVER ELEMENTARY	\$ 728.00
382192	24-May-2018	OFFICE DEPOT	Purchase of Office Supplies	IASA: Title I Basic Grants Low-Income and Neglected, Part A	JACKSON ELEMENTARY SCHOOL	\$ 312.84
382193	24-May-2018	BEKINS MOVING SOLUTIONS, INC.	Boxes for Staff/Site Relocations	Ongoing & Major Maintenance Account	BUILDING SERVICES	\$ 1,915.80
382194	25-May-2018	TEXTBOOK WAREHOUSE, LLC	Textbooks for Dual Classes	Positive School Climate Model	SCHOOL CLIMATE	\$ 3,519.37
382195	25-May-2018	OFFICE DEPOT	Purchase of Office Supplies	Title I, Core Set Aside	SEGESTROM HIGH SCHOOL	\$ 1,459.27
382197	25-May-2018	SCHOLASTIC BOOK CLUBS, INC.	Classroom Books	Title I, Core Set Aside	CARVER ELEMENTARY	\$ 337.27
382198	25-May-2018	BERTRAND'S MUSIC ENTERPRISES	Replacement of musical instruments	Unrestricted Discretionary Accounts	VISUAL & PERFORMING	\$ 21,979.94
382199	25-May-2018	OFFICE DEPOT	Purchase of Office Supplies	CTE Incentive Grant	REGIONAL OCCUPATIONAL PROGRAM	\$ 18.10
382201	25-May-2018	SOUTHWEST SCHOOL AND OFFICE SUPPLY	Office Supplies McKinney Vento Program	Education for Homeless Children and Youth	PUPIL SUPPORT SERVICES	\$ 46.87
382202	25-May-2018	STAPLES BUSINESS ADVANTAGE	Purchase of Office Supplies	IASA: Title I Basic Grants Low-Income and Neglected, Part A	CARVER ELEMENTARY SCHOOL	\$ 149.59
382203	25-May-2018	SOUTHWEST SCHOOL AND OFFICE SUPPLY	Office Supplies McKinney Vento Program	Education for Homeless Children and Youth	PUPIL SUPPORT SERVICES	\$ 46.87
382204	25-May-2018	SOUTHWEST SCHOOL AND OFFICE SUPPLY	Office Supplies McKinney Vento Program	Education for Homeless Children and Youth	PUPIL SUPPORT SERVICES	\$ 46.87
382205	25-May-2018	SOUTHWEST SCHOOL AND OFFICE SUPPLY	Office Supplies McKinney Vento Program	Education for Homeless Children and Youth	PUPIL SUPPORT SERVICES	\$ 46.87
382206	25-May-2018	SOUTHWEST SCHOOL AND OFFICE SUPPLY	Office Supplies McKinney Vento Program	Education for Homeless Children and Youth	PUPIL SUPPORT SERVICES	\$ 46.87
382207	25-May-2018	SOUTHWEST SCHOOL AND OFFICE SUPPLY	Office Supplies McKinney Vento Program	Education for Homeless Children and Youth	PUPIL SUPPORT SERVICES	\$ 46.87
382208	25-May-2018	SOUTHWEST SCHOOL AND OFFICE SUPPLY	Office Supplies McKinney Vento Program	Education for Homeless Children and Youth	PUPIL SUPPORT SERVICES	\$ 46.87
382209	25-May-2018	SOUTHWEST SCHOOL AND OFFICE SUPPLY	Office Supplies McKinney Vento Program	Education for Homeless Children and Youth	PUPIL SUPPORT SERVICES	\$ 46.87
382210	25-May-2018	SOUTHWEST SCHOOL AND OFFICE SUPPLY	Office Supplies McKinney Vento Program	Education for Homeless Children and Youth	PUPIL SUPPORT SERVICES	\$ 46.87
382211	25-May-2018	SOUTHWEST SCHOOL AND OFFICE SUPPLY	Office Supplies McKinney Vento Program	Education for Homeless Children and Youth	PUPIL SUPPORT SERVICES	\$ 46.87
382212	25-May-2018	SOUTHWEST SCHOOL AND OFFICE SUPPLY	Office Supplies McKinney Vento Program	Education for Homeless Children and Youth	PUPIL SUPPORT SERVICES	\$ 46.87
382213	25-May-2018	SOUTHWEST SCHOOL AND OFFICE SUPPLY	Office Supplies McKinney Vento Program	Education for Homeless Children and Youth	PUPIL SUPPORT SERVICES	\$ 46.87
382214	25-May-2018	SOUTHWEST SCHOOL AND OFFICE SUPPLY	Office Supplies McKinney Vento Program	Education for Homeless Children and Youth	PUPIL SUPPORT SERVICES	\$ 46.87
382215	25-May-2018	SOUTHWEST SCHOOL AND OFFICE SUPPLY	Office Supplies McKinney Vento Program	Education for Homeless Children and Youth	PUPIL SUPPORT SERVICES	\$ 46.87
382216	25-May-2018	ORANGE COUNTY DEPARTMENT OF EDUCATION	TIPS in classroom training for teachers	Title II-Part A Improving Teacher Quality	NONPUBLIC SCHOOLS	\$ 600.00
382217	25-May-2018	SOUTHWEST SCHOOL AND OFFICE SUPPLY	Office Supplies McKinney Vento Program	Education for Homeless Children and Youth	PUPIL SUPPORT SERVICES	\$ 46.87
382218	25-May-2018	SOUTHWEST SCHOOL AND OFFICE SUPPLY	Office Supplies McKinney Vento Program	Education for Homeless Children and Youth	PUPIL SUPPORT SERVICES	\$ 46.87
382219	25-May-2018	SOUTHWEST SCHOOL AND OFFICE SUPPLY	Office Supplies McKinney Vento Program	Education for Homeless Children and Youth	PUPIL SUPPORT SERVICES	\$ 46.87
382220	25-May-2018	SOUTHWEST SCHOOL AND OFFICE SUPPLY	Office Supplies McKinney Vento Program	Education for Homeless Children and Youth	PUPIL SUPPORT SERVICES	\$ 46.87
382221	25-May-2018	SOUTHWEST SCHOOL AND OFFICE SUPPLY	Office Supplies McKinney Vento Program	Education for Homeless Children and Youth	PUPIL SUPPORT SERVICES	\$ 46.87
382222	25-May-2018	SOUTHWEST SCHOOL AND OFFICE SUPPLY	Office Supplies McKinney Vento Program	Education for Homeless Children and Youth	PUPIL SUPPORT SERVICES	\$ 46.87
382223	25-May-2018	SOUTHWEST SCHOOL AND OFFICE SUPPLY	Office Supplies McKinney Vento Program	Education for Homeless Children and Youth	PUPIL SUPPORT SERVICES	\$ 46.87
382224	25-May-2018	SOUTHWEST SCHOOL AND OFFICE SUPPLY	Office Supplies McKinney Vento Program	Education for Homeless Children and Youth	PUPIL SUPPORT SERVICES	\$ 46.87
382225	25-May-2018	SOUTHWEST SCHOOL AND OFFICE SUPPLY	Office Supplies McKinney Vento Program	Education for Homeless Children and Youth	PUPIL SUPPORT SERVICES	\$ 46.87
382226	25-May-2018	SOUTHWEST SCHOOL AND OFFICE SUPPLY	Office Supplies McKinney Vento Program	Education for Homeless Children and Youth	PUPIL SUPPORT SERVICES	\$ 46.87
382227	25-May-2018	SOUTHWEST SCHOOL AND OFFICE SUPPLY	Office Supplies McKinney Vento Program	Education for Homeless Children and Youth	PUPIL SUPPORT SERVICES	\$ 46.87
382228	25-May-2018	SOUTHWEST SCHOOL AND OFFICE SUPPLY	Office Supplies McKinney Vento Program	Education for Homeless Children and Youth	PUPIL SUPPORT SERVICES	\$ 46.87
382229	25-May-2018	SOUTHWEST SCHOOL AND OFFICE SUPPLY	Office Supplies McKinney Vento Program	Education for Homeless Children and Youth	PUPIL SUPPORT SERVICES	\$ 46.87
382230	25-May-2018	SOUTHWEST SCHOOL AND OFFICE SUPPLY	Office Supplies McKinney Vento Program	Education for Homeless Children and Youth	PUPIL SUPPORT SERVICES	\$ 46.87
382231	25-May-2018	SOUTHWEST SCHOOL AND OFFICE SUPPLY	Office Supplies McKinney Vento Program	Education for Homeless Children and Youth	PUPIL SUPPORT SERVICES	\$ 46.87

Fund 01

PO Number:	Date PO Created:	Supplier:	Item Description:	Resource Description :	Site:	Amount:
382232	25-May-2018	SOUTHWEST SCHOOL AND OFFICE SUPPLY	Office Supplies McKinney Vento Program	Education for Homeless Children and Youth	PUPIL SUPPORT SERVICES	\$ 46.87
382234	25-May-2018	SOUTHWEST SCHOOL AND OFFICE SUPPLY	Office Supplies McKinney Vento Program	Education for Homeless Children and Youth	PUPIL SUPPORT SERVICES	\$ 46.87
382235	25-May-2018	SOUTHWEST SCHOOL AND OFFICE SUPPLY	Office Supplies McKinney Vento Program	Education for Homeless Children and Youth	PUPIL SUPPORT SERVICES	\$ 46.87
382236	25-May-2018	SOUTHWEST SCHOOL AND OFFICE SUPPLY	Office Supplies McKinney Vento Program	Education for Homeless Children and Youth	PUPIL SUPPORT SERVICES	\$ 46.87
382237	25-May-2018	SOUTHWEST SCHOOL AND OFFICE SUPPLY	Office Supplies McKinney Vento Program	Education for Homeless Children and Youth	PUPIL SUPPORT SERVICES	\$ 46.87
382238	25-May-2018	SOUTHWEST SCHOOL AND OFFICE SUPPLY	Office Supplies McKinney Vento Program	Education for Homeless Children and Youth	PUPIL SUPPORT SERVICES	\$ 46.87
382239	25-May-2018	SOUTHWEST SCHOOL AND OFFICE SUPPLY	Office Supplies McKinney Vento Program	Education for Homeless Children and Youth	PUPIL SUPPORT SERVICES	\$ 46.87
382240	25-May-2018	SOUTHWEST SCHOOL AND OFFICE SUPPLY	Office Supplies McKinney Vento Program	Education for Homeless Children and Youth	PUPIL SUPPORT SERVICES	\$ 46.87
382241	25-May-2018	SOUTHWEST SCHOOL AND OFFICE SUPPLY	Office Supplies McKinney Vento Program	Education for Homeless Children and Youth	PUPIL SUPPORT SERVICES	\$ 46.87
382242	25-May-2018	SOUTHWEST SCHOOL AND OFFICE SUPPLY	Office Supplies McKinney Vento Program	Education for Homeless Children and Youth	PUPIL SUPPORT SERVICES	\$ 46.87
382243	25-May-2018	SOUTHWEST SCHOOL AND OFFICE SUPPLY	Office Supplies McKinney Vento Program	Education for Homeless Children and Youth	PUPIL SUPPORT SERVICES	\$ 46.87
382244	25-May-2018	SOUTHWEST SCHOOL AND OFFICE SUPPLY	Office Supplies McKinney Vento Program	Education for Homeless Children and Youth	PUPIL SUPPORT SERVICES	\$ 46.87
382245	25-May-2018	SOUTHWEST SCHOOL AND OFFICE SUPPLY	Office Supplies McKinney Vento Program	Education for Homeless Children and Youth	PUPIL SUPPORT SERVICES	\$ 46.87
382246	25-May-2018	SOUTHWEST SCHOOL AND OFFICE SUPPLY	Office Supplies McKinney Vento Program	Education for Homeless Children and Youth	PUPIL SUPPORT SERVICES	\$ 46.87
382247	25-May-2018	SOUTHWEST SCHOOL AND OFFICE SUPPLY	Office Supplies McKinney Vento Program	Education for Homeless Children and Youth	PUPIL SUPPORT SERVICES	\$ 46.87
382248	25-May-2018	SOUTHWEST SCHOOL AND OFFICE SUPPLY	Office Supplies McKinney Vento Program	Education for Homeless Children and Youth	PUPIL SUPPORT SERVICES	\$ 46.87
382249	25-May-2018	SOUTHWEST SCHOOL AND OFFICE SUPPLY	Office Supplies McKinney Vento Program	Education for Homeless Children and Youth	PUPIL SUPPORT SERVICES	\$ 46.87
382250	25-May-2018	SOUTHWEST SCHOOL AND OFFICE SUPPLY	Office Supplies McKinney Vento Program	Education for Homeless Children and Youth	PUPIL SUPPORT SERVICES	\$ 46.87
382251	25-May-2018	GOVCONNECTION, INC. dba CONNECTION	HP Scanner	Unrestricted Discretionary Accounts	LORIN GRIST ACADEMY	\$ 869.54
382254	25-May-2018	GOLD COAST FENCE, INC.	Fence Repairs	Ongoing & Major Maintenance Account	BUILDING SERVICES	\$ 5,805.00
382259	25-May-2018	WATERLINE TECHNOLOGIES	Pool Supplies Valley	Ongoing & Major Maintenance Account	BUILDING SERVICES	\$ 6,783.88
382260	25-May-2018	WATERLINE TECHNOLOGIES	Pool light replacement Valley	Ongoing & Major Maintenance Account	BUILDING SERVICES	\$ 1,611.21
382261	25-May-2018	RC MASONRY	Concrete Repair Greenville	Ongoing & Major Maintenance Account	BUILDING SERVICES	\$ 3,220.00
382262	25-May-2018	EBERHARD EQUIPMENT	Repair of Grounds Equipment	Unrestricted Discretionary Accounts	BUILDING SERVICES	\$ 229.00
382263	25-May-2018	EBERHARD EQUIPMENT	Repair of Grounds Equipment	Unrestricted Discretionary Accounts	BUILDING SERVICES	\$ 1,326.60
382264	25-May-2018	WEST COAST FIRE & INTEGRATION, INC.	Fire Alarm Maintenance and Repair	Ongoing & Major Maintenance Account	BUILDING SERVICES	\$ 1,935.53
382266	29-May-2018	GUITAR CENTER STORES, INC. dba MUSIC AND ARTS CENTER	Musical Instrument Supplies	21st Century ASSETS (roll-up 4124)	GODINEZ FUNDAMENTAL HIGH SCHOOL	\$ 905.07
382267	29-May-2018	OFFICE DEPOT	Purchase of Office Supplies	21st Century ASSETS (roll-up 4124)	SEGERSTROM HIGH SCHOOL	\$ 147.02
382268	29-May-2018	MUSEUM OF LATIN AMERICAN ART	Field Trip Admission Fees	Title I, Core Set Aside	HENINGER ELEMENTARY SCHOOL	\$ 528.00
382269	29-May-2018	DISCOVERY CUBE ORANGE COUNTY	Field Trip Admission Fees	Title I, Core Set Aside	HENINGER ELEMENTARY SCHOOL	\$ 808.00
382272	29-May-2018	AMAZON CAPITAL SERVICES, INC.	Classroom Instructional Supplies	Title I, Core Set Aside	THORPE FUNDAMENTAL ELEMENTARY SCHOOL	\$ 129.24
382273	29-May-2018	AMAZON CAPITAL SERVICES, INC.	Classroom Instructional Supplies	Title I, Core Set Aside	THORPE FUNDAMENTAL ELEMENTARY SCHOOL	\$ 51.77
382275	29-May-2018	AMAZING A ACADEMICS	Summer School Supplies	Title I, Core Set Aside	THORPE FUNDAMENTAL ELEMENTARY SCHOOL	\$ 31.28
382276	29-May-2018	AMAZING A ACADEMICS	Summer School Supplies	Title I, Core Set Aside	THORPE FUNDAMENTAL ELEMENTARY SCHOOL	\$ 161.60
382277	29-May-2018	AMAZON CAPITAL SERVICES, INC.	Classroom Instructional Supplies	Title I, Core Set Aside	THORPE FUNDAMENTAL ELEMENTARY SCHOOL	\$ 171.97
382278	29-May-2018	AQUARIUM OF THE PACIFIC	Field Trip Admission Fees	Title I, Core Set Aside	MUIR FUNDAMENTAL ELEMENTARY SCHOOL	\$ 582.75
382279	29-May-2018	AMAZON CAPITAL SERVICES, INC.	Classroom Instructional Supplies	Title I, Core Set Aside	THORPE FUNDAMENTAL ELEMENTARY SCHOOL	\$ 31.67

Fund 01

PO Number:	Date PO Created:	Supplier:	Item Description:	Resource Description :	Site:	Amount:
382283	29-May-2018	LONG BEACH CINEMATHEQUE dba THE FRIDA CINEMA	Field Trip Admission Fees	Title I, Core Set Aside	HENINGER ELEMENTARY SCHOOL	\$ 300.00
382284	29-May-2018	ENVIRONMENTAL NATURE CENTER	Field Trip Admission Fees	Title I, Core Set Aside	HENINGER ELEMENTARY SCHOOL	\$ 420.00
382285	29-May-2018	KAP 7 INTERNATIONAL	Athletic Supplies	Unrestricted Discretionary Accounts	VALLEY HIGH SCHOOL	\$ 752.90
382286	29-May-2018	OFFICE DEPOT	Purchase of Office Supplies	21st Century ASSETS (roll-up 4124)	VALLEY HIGH SCHOOL	\$ 2,052.64
382287	29-May-2018	BSN SPORTS	Athletic Supplies	Unrestricted Discretionary Accounts	VALLEY HIGH SCHOOL	\$ 5,321.26
382288	29-May-2018	BSN SPORTS	Athletic Supplies	Unrestricted Discretionary Accounts	VALLEY HIGH SCHOOL	\$ 330.51
382289	29-May-2018	BSN SPORTS	Athletic Supplies	Unrestricted Discretionary Accounts	VALLEY HIGH SCHOOL	\$ 1,945.70
382290	29-May-2018	BSN SPORTS	Athletic Supplies	Unrestricted Discretionary Accounts	VALLEY HIGH SCHOOL	\$ 519.11
382291	29-May-2018	OFFICE DEPOT	Purchase of Office Supplies	IASA: Title I Basic Grants Low-Income and Neglected, Part A	CARVER ELEMENTARY SCHOOL	\$ 105.31
382292	29-May-2018	OFFICE DEPOT	Purchase of Office Supplies	SC-LCFF-Supplemental/Concentration	SUMMER SCHOOL	\$ 500.69
382294	29-May-2018	OC ZOO IRVINE REGIONAL PARK	Field Trip Admission Fees	Title I, Core Set Aside	HENINGER ELEMENTARY SCHOOL	\$ 128.00
382295	29-May-2018	IRVINE PARK RAILROAD, INC.	Field Trip Admission Fees	Title I, Core Set Aside	HENINGER ELEMENTARY SCHOOL	\$ 210.00
382297	29-May-2018	AMAZON CAPITAL SERVICES, INC.	Classroom Instructional Supplies	Title I, Core Set Aside	GREENVILLE FUNDAMENTAL ELEMENTARY SCHOOL	\$ 815.45
382298	29-May-2018	OC ZOO IRVINE REGIONAL PARK	Field Trip Admission Fees	Title I, Core Set Aside	HENINGER ELEMENTARY SCHOOL	\$ 140.00
382299	29-May-2018	COLLEGE BOARD	Conference Registration Fee Payment	Unrestricted Discretionary Accounts	SEGERSTROM HIGH SCHOOL	\$ 775.00
382300	29-May-2018	OFFICE DEPOT	Purchase of Office Supplies	21st Century ASSETS (roll-up 4124)	CENTURY HIGH SCHOOL	\$ 929.84
382301	29-May-2018	OFFICE DEPOT	Purchase of Office Supplies	30-R2002-653 Before and After School Learning & Safe Neighborhood Partnerships	MADISON ELEMENTARY SCHOOL	\$ 593.83
382302	29-May-2018	CTBOOK HOLDINGS, LLC dba BULK BOOKSTORE	Purchase of Classroom Books	Head Start	CHILD DEVELOPMENT	\$ 1,534.90
382303	29-May-2018	AQUARIUM OF THE PACIFIC	Field Trip Admission Fees	Title I, Core Set Aside	HENINGER ELEMENTARY SCHOOL	\$ 490.00
382304	29-May-2018	OFFICE DEPOT	Purchase of Office Supplies	NIROTC	SANTA ANA HIGH SCHOOL	\$ 308.94
382305	29-May-2018	OFFICE DEPOT	Purchase of Office Supplies	21st Century ASSETS (roll-up 4124)	SADDLEBACK HIGH SCHOOL	\$ 1,353.57
382306	29-May-2018	OFFICE DEPOT	Purchase of Office Supplies	21st Century ASSETS (roll-up 4124)	VALLEY HIGH SCHOOL	\$ 781.17
382307	29-May-2018	MISSION SAN JUAN CAPISTRANO	Field Trip Admission Fees	Title I, Core Set Aside	VALLEY HIGH SCHOOL	\$ 420.00
382308	29-May-2018	RC MASONRY	Concrete Repair Hoover	Ongoing & Major Maintenance Account	BUILDING SERVICES	\$ 2,000.00
382309	29-May-2018	CDW GOVERNMENT, INC.	Computer External Hard Drive	Unrestricted Discretionary Accounts	LATHROP INTERMEDIATE SCHOOL	\$ 131.34
382310	29-May-2018	OFFICE DEPOT	Purchase of Office Supplies	Unrestricted Discretionary Accounts	GODINEZ FUNDAMENTAL HIGH SCHOOL	\$ 33.26
382311	29-May-2018	OFFICE DEPOT	Purchase of Office Supplies	Unrestricted Discretionary Accounts	SANTA ANA HIGH SCHOOL	\$ 78.11
382312	29-May-2018	OFFICE DEPOT	Purchase of Office Supplies	Unrestricted Discretionary Accounts	SANTA ANA HIGH SCHOOL	\$ 115.01
382313	29-May-2018	OFFICE DEPOT	Purchase of Office Supplies	Unrestricted Discretionary Accounts	SANTA ANA HIGH SCHOOL	\$ 58.81
382314	29-May-2018	OFFICE DEPOT	Purchase of Office Supplies	Unrestricted Discretionary Accounts	GREENVILLE FUNDAMENTAL ELEMENTARY SCHOOL	\$ 736.82
382316	29-May-2018	DISCOVERY CUBE ORANGE COUNTY	Field Trip Admission Fees	Title I, Core Set Aside	LINCOLN ELEMENTARY	\$ 869.00
382317	29-May-2018	OFFICE DEPOT	Purchase of Office Supplies	Title I, Core Set Aside	MARTIN ELEMENTARY	\$ 105.12
382318	29-May-2018	RANCHO SANTIAGO COMMUNITY COLLEGE DISTRICT	Field Trip Admission Fees	Title I, Core Set Aside	LINCOLN ELEMENTARY	\$ 430.00
382319	29-May-2018	DISCOVERY CUBE ORANGE COUNTY	Field Trip Admission Fees	Title I, Core Set Aside	VILLA FUNDAMENTAL INTERMEDIATE SCHOOL	\$ 714.00
382320	29-May-2018	OFFICE DEPOT	Purchase of Office Supplies	SC-LCFF-Supplemental/Concentration	SUMMER SCHOOL	\$ 80.12

Fund 01

PO Number:	Date PO Created:	Supplier:	Item Description:	Resource Description :	Site:	Amount:
382321	29-May-2018	AQUARIUM OF THE PACIFIC	Field Trip Admission Fees	Title I, Core Set Aside	VILLA FUNDAMENTAL INTERMEDIATE SCHOOL	\$ 560.00
382322	29-May-2018	DEMCO	Library Supplies	SC-Early Learning (PreK-Gr 6)	ROMERO-CRUZ ELEMENTARY SCHOOL	\$ 170.00
382323	29-May-2018	CALIFORNIA SCIENCE CENTER FOUNDATION	Field Trip Admission Fees	Title I, Core Set Aside	VILLA FUNDAMENTAL INTERMEDIATE SCHOOL	\$ 465.00
382324	29-May-2018	LAGUNA PLAYHOUSE	Field Trip Admission Fees	Unrestricted Discretionary Accounts	MADISON ELEMENTARY SCHOOL	\$ 500.00
382331	29-May-2018	GOVCONNECTION, INC. dba CONNECTION	HP Printer and Ink	21st Century ASSETS (roll-up 4124)	SADDLEBACK HIGH SCHOOL	\$ 1,373.11
382333	29-May-2018	OFFICE DEPOT	Purchase of Office Supplies	21st Century ASSETS (roll-up 4124)	SADDLEBACK HIGH SCHOOL	\$ 16.15
382339	30-May-2018	BOOKS ARE FUN	Library Books	IASA: Title I Basic Grants Low-Income and	TAFT ELEMENTARY SCHOOL	\$ 129.30
382340	30-May-2018	OFFICE DEPOT	Purchase of Office Supplies	Title I, Core Set Aside	GARFIELD ELEMENTARY	\$ 807.90
382342	30-May-2018	DATA CAMP, INC.	Subscription fee for online courses	Unrestricted Discretionary Accounts	RESEARCH AND EVALUATION	\$ 2,100.00
382345	30-May-2018	OFFICE DEPOT	Purchase of Office Supplies	21st Century ASSETS (roll-up 4124)	SADDLEBACK HIGH SCHOOL	\$ 387.88
382346	30-May-2018	COSTCO WHOLESAL	Purchase of Various Food Supplies	21st Century ASSETS (roll-up 4124)	VALLEY HIGH SCHOOL	\$ 433.37
382347	30-May-2018	OFFICE DEPOT	Purchase of Office Supplies	21st Century ASSETS (roll-up 4124)	VALLEY HIGH SCHOOL	\$ 3,867.99
382348	30-May-2018	EVOLVE, INC. dba OZOBOT	STEM Program Supplies	Unrestricted Discretionary Accounts	DIAMOND ELEMENTARY SCHOOL	\$ 1,291.92
382349	30-May-2018	OFFICE DEPOT	Purchase of Office Supplies	21st Century ASSETS (roll-up 4124)	GODINEZ FUNDAMENTAL HIGH SCHOOL	\$ 1,247.69
382350	30-May-2018	GOVCONNECTION, INC. dba CONNECTION	HP Printer	WASC (was FdRes 010031)	SEGESTROM HIGH SCHOOL	\$ 537.67
382351	30-May-2018	STAPLES BUSINESS ADVANTAGE	Purchase of Office Supplies	Unrestricted Discretionary Accounts	VISUAL & PERFORMING	\$ 331.85
382352	30-May-2018	SPHERO, INC.	Instructional supplies for STEM Program	Two-Way Digital ITFS License Revenue	TECHNOLOGY	\$ 18,531.89
382355	30-May-2018	VITAL LINK ORANGE COUNTY	Curriculum for CTE Solar Academy	California Career Pathways Trust	REGIONAL OCCUPATIONAL PROGRAM	\$ 14,211.70
382357	30-May-2018	NASCO MODESTO dba A DIVISION OF THE ARISTOTLE CORPORATION	Classroom Instructional Supplies	Title I, Core Set Aside	CARVER ELEMENTARY SCHOOL	\$ 400.62
382358	30-May-2018	ADVANTAGE WEST INVESTMENT ENTERPRISES, INC. dba ADVANTAGE WEST	Elementary Custodial Supplies	Unrestricted Discretionary Accounts	BUILDING SERVICES	\$ 40,000.00
382359	30-May-2018	MONET SCHERIE LAKE	DJ Fee for Year End Event	30-R2002-653 Before and After School Learning & Safe Neighborhood Partnerships	AFTER SCHOOL PROGRAMS	\$ 100.00
382360	30-May-2018	THE COLLEGE BOARD	Conference Registration Fee Payment	College Readiness Block Grant	K-12 SCHOOL PERFORMANCE AND CULTURE	\$ 900.00
382363	30-May-2018	FLAG STORE USA	US Flag	Unrestricted Discretionary Accounts	SCHOOL POLICE SERVICES	\$ 174.55
382364	30-May-2018	ADAMSON POLICE PRODUCTS	Police Training Supplies	Unrestricted Discretionary Accounts	SCHOOL POLICE SERVICES	\$ 411.61
382365	30-May-2018	OCEAN INSTITUTE	Field Trip Admission Fees	Title I, Core Set Aside	KING ELEMENTARY SCHOOL	\$ 430.00
382366	30-May-2018	MOBYMAX, LLC	Annual Software License Fee	IASA: Title I Basic Grants Low-Income and Neglected, Part A	DIAMOND ELEMENTARY SCHOOL	\$ 99.00
382367	31-May-2018	AQUARIUM OF THE PACIFIC	Field Trip Admission Fees	Title I, Core Set Aside	CARR INTERMEDIATE	\$ 483.00
382368	31-May-2018	RINO PRODUCTS CORPORATION	Floor Machine Repair	Unrestricted Discretionary Accounts	BUILDING SERVICES	\$ 106.94
382369	31-May-2018	AQUARIUM OF THE PACIFIC	Field Trip Admission Fees	Title I, Core Set Aside	CARR INTERMEDIATE	\$ 322.00
382370	31-May-2018	KNORR SYSTEMS, INC.	Vacuum Repairs	Ongoing & Major Maintenance Account	BUILDING SERVICES	\$ 1,091.33
382371	31-May-2018	ALL ELECTRIC NEEDS, INC.	Electrical Supplies	Ongoing & Major Maintenance Account	BUILDING SERVICES	\$ 538.75

Fund 01

PO Number:	Date PO Created:	Supplier:	Item Description:	Resource Description :	Site:	Amount:
382372	31-May-2018	RINO PRODUCTS CORPORATION	Floor Machine Repair	Unrestricted Discretionary Accounts	BUILDING SERVICES	\$ 129.30
382373	31-May-2018	VALLEY HIGH SCHOOL ASB	Grad Nite and Yearbook	SC-LCFF-Supplemental/Concentration	PUPIL SUPPORT SERVICES	\$ 180.00
382375	31-May-2018	BOOMERS!	Field Trip Admission Fees	21st Century ASSETS (roll-up 4124)	VALLEY HIGH SCHOOL	\$ 2,926.96
382376	31-May-2018	OFFICE DEPOT	Purchase of Office Supplies	Unrestricted Discretionary Accounts	PURCHASING DEPARTMENT	\$ 113.41
382378	31-May-2018	BEKINS MOVING SOLUTIONS, INC.	Boxes for Staff/Site Relocations	Ongoing & Major Maintenance Account	BUILDING SERVICES	\$ 477.00
382380	31-May-2018	PROJECT TOMORROW	Digital Curriculum Access Fee	California Career Pathways Trust	CENTURY HIGH SCHOOL	\$ 3,300.00
382381	31-May-2018	AMAZON CAPITAL SERVICES, INC.	Classroom Instructional Supplies	Title I, Core Set Aside	GARFIELD ELEMENTARY	\$ 35.51
382382	31-May-2018	US BANK	CalCard Purchase PO	Fundraiser (Non ASB-PTA Deposits)	GARFIELD ELEMENTARY	\$ 51.72
382382	31-May-2018	US BANK	CalCard Purchase PO	Supplementary Prigs-Specialized Secondary	SANTA ANA HIGH SCHOOL	\$ 525.82
382382	31-May-2018	US BANK	CalCard Purchase PO	Title I, Core Set Aside	CARVER ELEMENTARY	\$ 106.67
382382	31-May-2018	US BANK	CalCard Purchase PO	Title I, Core Set Aside	GARFIELD ELEMENTARY	\$ 3,275.49
382382	31-May-2018	US BANK	CalCard Purchase PO	Title I, Core Set Aside	VALLEY HIGH SCHOOL	\$ 689.38
382382	31-May-2018	US BANK	CalCard Purchase PO	Unrestricted Discretionary Accounts	SPURGEON INTERMEDIATE SCHOOL	\$ 654.04
382382	31-May-2018	US BANK	CalCard Purchase PO	Unrestricted Discretionary Accounts	VALLEY HIGH SCHOOL	\$ 645.42
382382	31-May-2018	US BANK	CalCard Purchase PO	Unrestricted Discretionary Accounts	WASHINGTON ELEMENTARY SCHOOL	\$ 680.44
382382	31-May-2018	US BANK	CalCard Purchase PO	Unrestricted One-time Funds	RISK MANAGEMENT	\$ 5,139.68
382384	31-May-2018	HEALTHYWAGE, LLC	SAUSD Wellness Program Event Fee	Employee Wellness	EMPLOYEE BENEFITS ADMINISTRATION	\$ 3,885.00
382385	31-May-2018	BRIAN SCIACCA dba BRIAN R. SCIACCA, ATTORNEY AT LAW	Payment of Attorney Fees	Special Education	SPECIAL EDUCATION	\$ 5,000.00
382386	31-May-2018	ADAMS ESQ CLIENT TRUST ACCOUNT	Settlement Agreement Payment	Special Education	SPECIAL EDUCATION	\$ 12,000.00
382387	31-May-2018	MOORE LAW FOR CHILDREN A PROFESSIONAL CORPORATION dba MOORE LAW	Settlement Payment	Special Education	SPECIAL EDUCATION	\$ 12,000.00
382389	31-May-2018	MICODA HOLDINGS, INC dba MADCOW ROCKETRY	STEM Program Supplies	Title I, Core Set Aside	MENDEZ FUNDAMENTAL INTERMEDIATE SCHOOL	\$ 870.52
382390	31-May-2018	SCHOOL OUTFITTERS, LLC	Classroom furniture	CTE Incentive Grant	REGIONAL OCCUPATIONAL PROGRAM	\$ 1,922.45
382391	31-May-2018	TEACHER SYNERGY, LLC dba TEACHERSPAYTEACHERS	Classroom Instructional Supplies	Title I, Core Set Aside	GREENVILLE FUNDAMENTAL ELEMENTARY SCHOOL	\$ 51.46
382392	31-May-2018	TEACHER SYNERGY, LLC dba TEACHERSPAYTEACHERS	Classroom Instructional Supplies	Title I, Core Set Aside	GREENVILLE FUNDAMENTAL ELEMENTARY SCHOOL	\$ 166.09
382393	31-May-2018	ALPINEFRESH USA	Water Dispenser Supplies	Unrestricted Discretionary Accounts	SANTA ANA HIGH SCHOOL	\$ 750.00
382394	31-May-2018	LOS ANGELES ZOO AND BOTANICAL GARDENS	Field Trip Admission Fees	21st Century ASSETS (roll-up 4124)	CENTURY HIGH SCHOOL	\$ 5,410.00
382395	31-May-2018	TUSTIN AWARDS, INC.	Student Medals and Ribbons	Unrestricted Discretionary Accounts	CENTURY HIGH SCHOOL	\$ 456.95
382396	31-May-2018	PACIFIC COAST ENTERTAINMENT	A/V Equipment for VHS Auditorium	Unrestricted Discretionary Accounts	VISUAL & PERFORMING	\$ 11,637.00
382396	31-May-2018	PACIFIC COAST ENTERTAINMENT	A/V Equipment for VHS Auditorium	Unrestricted Discretionary Accounts	VISUAL & PERFORMING	\$ 120.00
382397	31-May-2018	B&H PHOTO VIDEO	Purchase of A/V Supplies	21st Century ASSETS (roll-up 4124)	VALLEY HIGH SCHOOL	\$ 483.80
382399	01-Jun-2018	ART MASTERS, INC.	Payment of Consultant Fees	Unrestricted Discretionary Accounts	FREMONT ELEMENTARY SCHOOL	\$ 6,014.00
382401	01-Jun-2018	GET SAFE CHOICE PERSONAL SAFETY, INC. dba GET SAFE	Payment of Consultant Fees	IASA: Title I Basic Grants Low-Income and Neglected, Part A	DIAMOND ELEMENTARY SCHOOL	\$ 2,300.00
382402	01-Jun-2018	HENRY SCHEIN, INC.	Health Academy Supplies	CTE Incentive Grant Program	REGIONAL OCCUPATIONAL PROGRAM	\$ 1,000.00
382403	01-Jun-2018	SEGERSTROM CENTER FOR THE ARTS	Field Trip Admission Fees	Unrestricted Discretionary Accounts	SIERRA PREPARATORY ACADEMY	\$ 2,500.00

Fund 01

PO Number:	Date PO Created:	Supplier:	Item Description:	Resource Description :	Site:	Amount:
382404	01-Jun-2018	DISCOVERY CUBE ORANGE COUNTY	Field Trip Admission Fees	IASA: Title I Basic Grants Low-Income and Neglected, Part A	ROOSEVELT ELEMENTARY SCHOOL	\$ 375.00
382405	01-Jun-2018	DIGITAL NETWORKS GROUP, INC.	MultiPurpose Room Projector Replacement	IASA: Title I Basic Grants Low-Income and Neglected, Part A	CARVER ELEMENTARY SCHOOL	\$ 7,291.49
382406	01-Jun-2018	OFFICE DEPOT	Purchase of Office Supplies	Title I, Core Set Aside	MENDEZ FUNDAMENTAL INTERMEDIATE SCHOOL	\$ 199.17
382407	01-Jun-2018	VMI, INC	A/V Equipment	Unrestricted Discretionary Accounts	VISUAL & PERFORMING	\$ 4,858.46
382408	01-Jun-2018	VMI, INC	a/V Equipment	Unrestricted Discretionary Accounts	VISUAL & PERFORMING	\$ 4,858.46
382409	01-Jun-2018	DIGITAL NETWORKS GROUP, INC.	Flat Panel TV Display for main office	Unrestricted Discretionary Accounts	CARVER ELEMENTARY	\$ 4,333.16
382410	01-Jun-2018	B&H PHOTO VIDEO	Purchase of A/V Supplies	Title I, Core Set Aside	SANTA ANA HIGH SCHOOL	\$ 1,136.74
382411	01-Jun-2018	US BANK	CalCard Purchase PO	IASA: Title I Basic Grants Low-Income and Neglected, Part A	MONTE VISTA ELEMENTARY SCHOOL	\$ 1,125.00
382412	01-Jun-2018	B&H PHOTO VIDEO	Purchase of A/V Supplies	Title I, Core Set Aside	SANTA ANA HIGH SCHOOL	\$ 559.74
382415	01-Jun-2018	SCHURR HIGH SCHOOL	Speech and Debate Judges Fees	Communication Studies (Speech and Debate)	K-12 TEACHING AND LEARNING	\$ 4,800.00
382416	01-Jun-2018	CINDY GRISWOLD dba HEART TO HEART CPR	CPR Training Class	21st Century ASSETS (roll-up 4124)	VALLEY HIGH SCHOOL	\$ 1,100.00
382416	01-Jun-2018	CINDY GRISWOLD dba HEART TO HEART CPR	CPR Training Class	21st Century ASSETS (roll-up 4124)	VALLEY HIGH SCHOOL	\$ 330.00
382417	01-Jun-2018	WALMART.COM	Summer School Instructional Items	Title I, Core Set Aside	GARFIELD ELEMENTARY	\$ 1,092.42
382418	01-Jun-2018	AMAZON CAPITAL SERVICES, INC.	Classroom Instructional Supplies	Title I, Core Set Aside	SANTIAGO ELEMENTARY SCHOOL	\$ 1,515.54
382419	01-Jun-2018	AMAZON CAPITAL SERVICES, INC.	Classroom Instructional Supplies	Title I, Core Set Aside	MENDEZ FUNDAMENTAL INTERMEDIATE SCHOOL	\$ 338.40
382420	01-Jun-2018	ORANGE COUNTY REGISTER	Legal Ad Fee	Unrestricted Discretionary Accounts	BUSINESS SERVICES DIVISION	\$ 269.32
382421	01-Jun-2018	OFFICE DEPOT	Purchase of Office Supplies	SC-LCFF-Supplemental/Concentration	SUMMER SCHOOL	\$ 556.85
382422	01-Jun-2018	AMAZON CAPITAL SERVICES, INC.	Classroom Instructional Supplies	Title I, Core Set Aside	VILLA FUNDAMENTAL INTERMEDIATE SCHOOL	\$ 4,062.51
382423	01-Jun-2018	OFFICE DEPOT	Purchase of Office Supplies	Title I, Core Set Aside	LATHROP INTERMEDIATE SCHOOL	\$ 428.14
382424	01-Jun-2018	MTI ENTERPRISES, INC. dba MUSIC THEATRE INTERNATIONAL	Payment for Licensing of Music and Scripts for Student performance	Title I, Core Set Aside	SANTA ANA HIGH SCHOOL	\$ 1,837.31
382426	01-Jun-2018	AMAZON CAPITAL SERVICES, INC.	Classroom Instructional Supplies	Title I, Core Set Aside	LOWELL ELEMENTARY SCHOOL	\$ 1,769.74
382428	01-Jun-2018	OFFICE DEPOT	Purchase of Office Supplies	Title I, Core Set Aside	WALKER ELEMENTARY SCHOOL	\$ 418.71
382429	01-Jun-2018	BEALE ASH, INC. dba BEALE ASH DISTRIBUTION	Printer Supplies	21st Century ASSETS (roll-up 4124)	SEGERSTROM HIGH SCHOOL	\$ 1,969.70
382430	01-Jun-2018	CDW GOVERNMENT, INC.	Classroom Projector	IASA: Title I Basic Grants Low-Income and Neglected, Part A	MADISON ELEMENTARY	\$ 2,084.96
382431	01-Jun-2018	AMAZON CAPITAL SERVICES, INC.	Classroom Instructional Supplies	Title I, Core Set Aside	SPURGEON INTERMEDIATE	\$ 92.28
382432	01-Jun-2018	OFFICE DEPOT	Purchase of Office Supplies	Title I, Core Set Aside	CARVER ELEMENTARY	\$ 508.73
382433	01-Jun-2018	ASSET GENIE, INC. dba AG PARTS WORLDWIDE	Purchase of Chromebook Repair parts	IASA: Title I Basic Grants Low-Income and Neglected, Part A	SPURGEON INTERMEDIATE SCHOOL	\$ 899.71
382435	01-Jun-2018	MYSTERY SCIENCE, INC.	Software licensing fee payment	IASA: Title I Basic Grants Low-Income and Neglected, Part A	ESQUEDA ELEMENTARY SCHOOL	\$ 499.00
382436	01-Jun-2018	GOVCONNECTION, INC. dba CONNECTION	Computer Charging Cart	Unrestricted Discretionary Accounts	LOWELL ELEMENTARY	\$ 6,529.97
382437	01-Jun-2018	AUDIO DYNAMIX, INC.	Purchase of Portable Audio System	Unrestricted Discretionary Accounts	CARVER ELEMENTARY	\$ 4,209.80
382438	01-Jun-2018	AMAZON CAPITAL SERVICES, INC.	Classroom Instructional Supplies	Title I, Core Set Aside	SANTIAGO ELEMENTARY SCHOOL	\$ 3,018.56

Fund 01

PO Number:	Date PO Created:	Supplier:	Item Description:	Resource Description :	Site:	Amount:
382440	01-Jun-2018	CDW GOVERNMENT, INC.	Classroom Projector	IASA: Title I Basic Grants Low-Income and Neglected, Part A	SANTA ANA HIGH SCHOOL	\$ 914.80
382441	01-Jun-2018	ELB US, INC.	Classroom Interactive TouchScreen TV	IASA: Title I Basic Grants Low-Income and Neglected, Part A	TAFT ELEMENTARY SCHOOL	\$ 7,002.67
382442	01-Jun-2018	GHA TECHNOLOGIES, INC.	HP Printers	IASA: Title I Basic Grants Low-Income and Neglected, Part A	KING ELEMENTARY SCHOOL	\$ 596.95
382443	01-Jun-2018	LEARNING A-Z	Program License Payment	Title I, Core Set Aside	WILSON ELEMENTARY	\$ 209.90
382444	01-Jun-2018	PADRES UNIDOS	Payment of Consultant Fees	SC-Early Learning (PreK-Gr 6)	ROMERO-CRUZ ELEMENTARY SCHOOL	\$ 3,000.00
382445	01-Jun-2018	SOUTHWEST SCHOOL AND OFFICE SUPPLY	Office Supplies	Title I, Core Set Aside	MONROE ELEMENTARY	\$ 90.30
382447	01-Jun-2018	AMAZON CAPITAL SERVICES, INC.	Classroom Instructional Supplies	Title I, Core Set Aside	MUIR FUNDAMENTAL ELEMENTARY SCHOOL	\$ 769.17
382448	01-Jun-2018	AMAZON CAPITAL SERVICES, INC.	Classroom Instructional Supplies	Title I, Core Set Aside	MONROE ELEMENTARY	\$ 471.35
382449	01-Jun-2018	AMAZON CAPITAL SERVICES, INC.	Classroom Instructional Supplies	Title I, Core Set Aside	LATHROP INTERMEDIATE SCHOOL	\$ 510.93
382450	01-Jun-2018	AMAZON CAPITAL SERVICES, INC.	Classroom Instructional Supplies	Title I, Core Set Aside	HENINGER ELEMENTARY SCHOOL	\$ 103.40
382451	01-Jun-2018	AMAZON WEB SERVICES, LLC	Classroom Instructional Supplies	Title I, Core Set Aside	LINCOLN ELEMENTARY	\$ 208.44
382452	01-Jun-2018	AMAZON WEB SERVICES, LLC	Classroom Instructional Supplies	Title I, Core Set Aside	CARR INTERMEDIATE	\$ 448.78
382453	01-Jun-2018	AMAZON WEB SERVICES, LLC	Classroom Instructional Supplies	Title I, Core Set Aside	CARR INTERMEDIATE	\$ 428.10
382454	01-Jun-2018	AMAZON CAPITAL SERVICES, INC.	Classroom Instructional Supplies	Title I, Core Set Aside	WALKER ELEMENTARY	\$ 96.17
382455	01-Jun-2018	AMAZON CAPITAL SERVICES, INC.	Classroom Instructional Supplies	Title I, Core Set Aside	GREENVILLE FUNDAMENTAL ELEMENTARY SCHOOL	\$ 132.31
382456	01-Jun-2018	AMAZON CAPITAL SERVICES, INC.	Classroom Instructional Supplies	Title I, Core Set Aside	MUIR FUNDAMENTAL ELEMENTARY SCHOOL	\$ 1,796.33
382457	01-Jun-2018	AMAZON WEB SERVICES, LLC	Classroom Instructional Supplies	Title I, Core Set Aside	MACARTHUR FUNDAMENTAL	\$ 2,044.17
382458	04-Jun-2018	CUSTOMINK, LLC dba CUSTOMINK	Screen Printed Shirts	21st Century ASSETS (roll-up 4124)	VALLEY HIGH SCHOOL	\$ 1,899.64
382459	04-Jun-2018	WARD'S NATURAL SCIENCE	Science Supplies	Title I, Core Set Aside	GODINEZ FUNDAMENTAL HIGH SCHOOL	\$ 280.13
382461	04-Jun-2018	GOPHER	Recess/PhysEd Supplies	Title I, Core Set Aside	MACARTHUR FUNDAMENTAL	\$ 154.94
382462	04-Jun-2018	CAROLINA BIOLOGICAL SUPPLY COMPANY	Science Supplies	Title I, Core Set Aside	MONROE ELEMENTARY SCHOOL	\$ 249.12
382465	04-Jun-2018	GROSH SCENIC RENTALS, INC.	Performance Supply Rnetals for VAPA Program	Title I, Core Set Aside	SANTA ANA HIGH SCHOOL	\$ 1,886.45
382467	04-Jun-2018	PACIFIC COAST ENTERTAINMENT	A/V Equipment for VHS Auditorium	Unrestricted Discretionary Accounts	VISUAL & PERFORMING ARTS	\$ 47,135.00
382468	04-Jun-2018	LEGO BRAND RETAIL, INC. dba LEGO EDUCATION NORTH AMERICA	STEM Program Supplies	Title I, Core Set Aside	THORPE FUNDAMENTAL ELEMENTARY SCHOOL	\$ 1,228.03
382469	04-Jun-2018	LEGO BRAND RETAIL, INC. dba LEGO EDUCATION NORTH AMERICA	STEM Program Supplies	Title I, Core Set Aside	ESQUEDA ELEMENTARY SCHOOL	\$ 219.67
382470	04-Jun-2018	SCHOOL OUTFITTERS, LLC	Classroom Furniture	21st Century ASSETS (roll-up 4124)	GODINEZ FUNDAMENTAL HIGH SCHOOL	\$ 395.48
382471	04-Jun-2018	LEGO BRAND RETAIL, INC. dba LEGO EDUCATION NORTH AMERICA	STEM Program Supplies	Title I, Core Set Aside	ESQUEDA ELEMENTARY SCHOOL	\$ 3,479.41
382473	04-Jun-2018	TUFF SHED, INC.	Outdoor Storage Shed	Unrestricted - CalSafe (6091/6092)	EARLY CHILDHOOD EDUCATION	\$ 1,928.30

Fund 01

PO Number:	Date PO Created:	Supplier:	Item Description:	Resource Description :	Site:	Amount:
382476	04-Jun-2018	S & S WORLDWIDE, INC.	Classroom Instructional Supplies	Title I, Core Set Aside	THORPE FUNDAMENTAL ELEMENTARY SCHOOL	\$ 607.96
382477	04-Jun-2018	TUFF SHED, INC.	Outdoor Storage Shed	Ongoing & Major Maintenance Account	BUILDING SERVICES	\$ 1,733.25
382477	04-Jun-2018	TUFF SHED, INC.	Outdoor Storage Shed	Unrestricted Discretionary Accounts	WASHINGTON ELEMENTARY SCHOOL	\$ 1,500.00
382478	04-Jun-2018	BARNEY'S BLENDS, INC.	Sports field fertilizer	Unrestricted Discretionary Accounts	VALLEY HIGH SCHOOL	\$ 517.20
382482	04-Jun-2018	OFFICE SOLUTIONS BUSINESS PRODUCTS & SERVICES	Purchase of Office Supplies	Special Ed: Mental Health Services	MCFADDEN INTERMEDIATE SCHOOL	\$ 646.50
382483	04-Jun-2018	CALIFORNIA SCIENCE CENTER & IMAX THEATRE	Field Trip Admission Fees	Title I, Core Set Aside	LATHROP INTERMEDIATE SCHOOL	\$ 520.00
382484	04-Jun-2018	AMAZON CAPITAL SERVICES, INC.	Classroom Instructional Supplies	Title I, Core Set Aside	GREENVILLE FUNDAMENTAL ELEMENTARY SCHOOL	\$ 933.00
382487	04-Jun-2018	GOPHER	Recess/PhysEd Supplies	30-R2002-653 Before and After School Learning & Safe Neighborhood Partnerships	MUIR FUNDAMENTAL ELEMENTARY SCHOOL	\$ 74.63
382488	04-Jun-2018	AMAZON CAPITAL SERVICES, INC.	Classroom Instructional Supplies	Title I, Core Set Aside	VALLEY HIGH SCHOOL	\$ 879.42
382490	04-Jun-2018	AMAZON CAPITAL SERVICES, INC.	Classroom Instructional Supplies	Title I, Core Set Aside	GREENVILLE FUNDAMENTAL ELEMENTARY SCHOOL	\$ 412.30
382491	04-Jun-2018	OFFICE DEPOT	Purchase of Office Supplies	IASA: Title I Basic Grants Low-Income and Neglected, Part A	ESQUEDA ELEMENTARY SCHOOL	\$ 2,285.50
382492	04-Jun-2018	OFFICE DEPOT	Purchase of Office Supplies	IASA: Title I Basic Grants Low-Income and Neglected, Part A	CARVER ELEMENTARY SCHOOL	\$ 107.29
382493	04-Jun-2018	OFFICE DEPOT	Purchase of Office Supplies	Special Education	SANTA ANA HIGH SCHOOL	\$ 127.47
382494	04-Jun-2018	OFFICE DEPOT	Purchase of Office Supplies	Title I, Core Set Aside	MARTIN ELEMENTARY	\$ 820.33
382495	04-Jun-2018	OFFICE DEPOT	Purchase of Office Supplies	Unrestricted Discretionary Accounts	VISUAL & PERFORMING	\$ 1,489.15
382496	04-Jun-2018	ANATOMICAL WORLDWIDE, LLC dba ANATOMY WAREHOUSE	Science Supplies	Title I, Core Set Aside	VALLEY HIGH SCHOOL	\$ 1,801.58
382497	04-Jun-2018	OFFICE DEPOT	Purchase of Office Supplies	Unrestricted Discretionary Accounts	ESQUEDA ELEMENTARY SCHOOL	\$ 1,500.46
382499	04-Jun-2018	BSN SPORTS	Windscreens and Pliar Logos for Godines Athletics	Unrestricted Discretionary Accounts	GODINEZ FUNDAMENTAL HIGH SCHOOL	\$ 13,296.36
382500	04-Jun-2018	BSN SPORTS	Custom banners for Godinez Baseball and Softball	Unrestricted Discretionary Accounts	GODINEZ FUNDAMENTAL HIGH SCHOOL	\$ 13,523.70
382501	04-Jun-2018	BAD WOLF PRESS	Purchase of Software License	Title I, Core Set Aside	SANTIAGO ELEMENTARY SCHOOL	\$ 90.00
382502	04-Jun-2018	AMAZON CAPITAL SERVICES, INC.	Classroom Instructional Supplies	Title I, Core Set Aside	KING ELEMENTARY SCHOOL	\$ 250.31
382503	04-Jun-2018	AMAZON CAPITAL SERVICES, INC.	Classroom Instructional Supplies	Title I, Core Set Aside	KING ELEMENTARY SCHOOL	\$ 594.90
382504	04-Jun-2018	AMAZON CAPITAL SERVICES, INC.	Classroom Instructional Supplies	Title I, Core Set Aside	KING ELEMENTARY SCHOOL	\$ 1,142.10
382505	04-Jun-2018	OFFICE DEPOT	Purchase of Office Supplies	Unrestricted Discretionary Accounts	SANTA ANA HIGH SCHOOL	\$ 1,313.75
382507	04-Jun-2018	OFFICE DEPOT	Purchase of Office Supplies	IASA: Title I Basic Grants Low-Income and Neglected, Part A	SPURGEON INTERMEDIATE SCHOOL	\$ 442.83
382509	04-Jun-2018	AQUARIUM OF THE PACIFIC	Field Trip Admission Fees	Title I, Core Set Aside	TAFT ELEMENTARY SCHOOL	\$ 574.00
382510	04-Jun-2018	EVERYDAY SPEECH, LLC	Online Program Subscription	IASA: Title I Basic Grants Low-Income and Neglected, Part A	SPURGEON INTERMEDIATE SCHOOL	\$ 99.99

Fund 01

PO Number:	Date PO Created:	Supplier:	Item Description:	Resource Description :	Site:	Amount:
382511	04-Jun-2018	CALIFORNIA SCIENCE CENTER & IMAX THEATRE	Field Trip Admission Fees	Title I, Core Set Aside	SEPUVEDA ELEMENTARY SCHOOL	\$ 365.00
382512	04-Jun-2018	DISCOVERY CUBE ORANGE COUNTY	Field Trip Admission Fees	Title I, Core Set Aside	SEPUVEDA ELEMENTARY SCHOOL	\$ 550.00
382513	04-Jun-2018	BOWERS MUSEUM OF CULTURAL ART	Field Trip Admission Fees	Title I, Core Set Aside	VILLA FUNDAMENTAL INTERMEDIATE SCHOOL	\$ 348.00
382514	04-Jun-2018	CITY OF SANTA ANA	Field Trip Admission Fees	Title I, Core Set Aside	VILLA FUNDAMENTAL INTERMEDIATE SCHOOL	\$ 349.00
382515	04-Jun-2018	AMAZON CAPITAL SERVICES, INC.	Classroom Instructional Supplies	Title I, Core Set Aside	GREENVILLE FUNDAMENTAL ELEMENTARY SCHOOL	\$ 2,542.34
382517	04-Jun-2018	AMAZON CAPITAL SERVICES, INC.	Classroom Instructional Supplies	Title I, Core Set Aside	GREENVILLE FUNDAMENTAL ELEMENTARY SCHOOL	\$ 1,319.77
382518	04-Jun-2018	OFFICE DEPOT	Purchase of Office Supplies	Unrestricted Discretionary Accounts	SANTA ANA HIGH SCHOOL	\$ 1,110.61
382519	04-Jun-2018	OFFICE DEPOT	Purchase of Office Supplies	Unrestricted Discretionary Accounts	BUDGET	\$ 435.21
382520	04-Jun-2018	DISCOVERY CUBE ORANGE COUNTY	Field Trip Admission Fees	Title I, Core Set Aside	MARTIN ELEMENTARY	\$ 620.00
382521	04-Jun-2018	OFFICE DEPOT	Purchase of Office Supplies	Unrestricted Discretionary Accounts	CARVER ELEMENTARY	\$ 679.41
382523	04-Jun-2018	CALIFORNIA ACADEMY OF SCIENCES	Field Trip Admission Fees	Unrestricted Discretionary Accounts	CARR INTERMEDIATE	\$ 140.00
382524	04-Jun-2018	OFFICE DEPOT	Purchase of Office Supplies	IASA: Title I Basic Grants Low-Income and Neglected, Part A	EDISON ELEMENTARY SCHOOL	\$ 543.06
382524	04-Jun-2018	OFFICE DEPOT	Purchase of Office Supplies	SC-Early Learning (Prek-Gr 6)	EDISON ELEMENTARY	\$ 1,638.37
382525	04-Jun-2018	NEWEGG BUSINESS, INC.	Tech Supplies for Summer Program	Title I, Core Set Aside	MUIR FUNDAMENTAL ELEMENTARY SCHOOL	\$ 797.31
382526	04-Jun-2018	AMAZON CAPITAL SERVICES, INC.	Classroom Instructional Supplies	Title I, Core Set Aside	MENDEZ FUNDAMENTAL INTERMEDIATE SCHOOL	\$ 2,962.85
382526	04-Jun-2018	AMAZON CAPITAL SERVICES, INC.	Classroom Instructional Supplies	Title I, Core Set Aside	MENDEZ FUNDAMENTAL INTERMEDIATE SCHOOL	\$ 200.40
382527	04-Jun-2018	OFFICE DEPOT	Purchase of Office Supplies	Unrestricted Discretionary Accounts	CARVER ELEMENTARY	\$ 322.35
382528	04-Jun-2018	OFFICE DEPOT	Purchase of Office Supplies	California Career Pathways Trust	REGIONAL OCCUPATIONAL PROGRAM	\$ 52.79
382529	04-Jun-2018	OFFICE DEPOT	Purchase of Office Supplies	IASA: Title I Basic Grants Low-Income and Neglected, Part A	CARVER ELEMENTARY SCHOOL	\$ 767.18
382530	04-Jun-2018	BLACK BIRD FIRE PROTECTION	Annual fire extinguisher maintenance	Ongoing & Major Maintenance Account	BUILDING SERVICES	\$ 16,500.00
382531	04-Jun-2018	OFFICE DEPOT	Purchase of Office Supplies	Unrestricted Discretionary Accounts	CARVER ELEMENTARY	\$ 54.42
382532	05-Jun-2018	OFFICE DEPOT	Purchase of Office Supplies	Title I, Core Set Aside	GREENVILLE FUNDAMENTAL ELEMENTARY SCHOOL	\$ 413.90
382533	05-Jun-2018	AMAZON CAPITAL SERVICES, INC.	Classroom Instructional Supplies	Title I, Core Set Aside	GREENVILLE FUNDAMENTAL ELEMENTARY SCHOOL	\$ 323.52
382535	05-Jun-2018	WORLD'S FINEST CHOCOLATE, INC.	Payment for Fundraiser	Donations (Miscellaneous)	MUIR FUNDAMENTAL ELEMENTARY SCHOOL	\$ 1,595.00
382536	05-Jun-2018	US SCHOOL SUPPLY, INC.	Student Incentives	IASA: Title I Basic Grants Low-Income and Neglected, Part A	CARVER ELEMENTARY SCHOOL	\$ 664.06
382537	05-Jun-2018	OFFICE DEPOT	Purchase of Office Supplies	Unrestricted Discretionary Accounts	SANTA ANA HIGH SCHOOL	\$ 109.14
382538	05-Jun-2018	AMAZON CAPITAL SERVICES, INC.	Classroom Instructional Supplies	Title I, Core Set Aside	GREENVILLE FUNDAMENTAL ELEMENTARY SCHOOL	\$ 1,101.26
382539	05-Jun-2018	EDWARD CELAYA dba K-12 SPECIALTIES, INC.	Science Supplies	Unrestricted Discretionary Accounts	BUILDING SERVICES	\$ 4,114.17
382541	05-Jun-2018	GARLAND/DBS, INC.	Roof Maintenance various sites	Ongoing & Major Maintenance Account	BUILDING SERVICES	\$ 13,000.00
382543	05-Jun-2018	DELL MARKETING L.P.	Computers for District EOC	Unrestricted One-time Funds	RISK MANAGEMENT	\$ 18,361.19

Fund 01

PO Number:	Date PO Created:	Supplier:	Item Description:	Resource Description :	Site:	Amount:
382545	5-Jun-18	OFFICE DEPOT	Purchase of Office Supplies	Title I, Core Set Aside	GREENVILLE FUNDAMENTAL ELEMENTARY SCHOOL	\$ 975.09
382546	05-Jun-2018	PRO INSTALLATIONS INC., dba PROSPECTRA CONTRACT FLOORING	Installation of Flooring at Building Services	Ongoing & Major Maintenance Account	BUILDING SERVICES	\$ 2,150.00
382547	05-Jun-2018	CDW GOVERNMENT, INC.	HP Monitor	IASA: Title I Basic Grants Low-Income and Neglected, Part A	SEGERSTROM HIGH SCHOOL	\$ 481.11
382548	05-Jun-2018	LIMINEX, INC. dba GOGUARDIAN	Annual Software License Fee	Unrestricted Discretionary Accounts	MUIR FUNDAMENTAL ELEMENTARY SCHOOL	\$ 3,780.00
382549	05-Jun-2018	PERMA BOUND BOOKS HERTZBERG NEW METHOD, INC.	Purchase of Library Books for Thorpe	IASA: Title I Basic Grants Low-Income and Neglected, Part A	THORPE FUNDAMENTAL ELEMENTARY SCHOOL	\$ 10,787.74
382550	06-Jun-2018	SCHOLASTIC BOOK FAIRS	Book Fair fee payment	Fundraiser (Non ASB-PTA Deposits)	GARFIELD ELEMENTARY	\$ 2,964.37
382552	06-Jun-2018	BERTRAND'S MUSIC ENTERPRISES	Musical Instrument Repairs	Unrestricted Discretionary Accounts	LATHROP INTERMEDIATE SCHOOL	\$ 185.03
382553	06-Jun-2018	OFFICE SOLUTIONS BUSINESS PRODUCTS & SERVICES	Purchase of Office Supplies	IASA: Title I Basic Grants Low-Income and Neglected, Part A	LOWELL ELEMENTARY SCHOOL	\$ 2,276.45
382554	06-Jun-2018	MARATHON INK SCREENPRINTING AND EMBROIDERY	Shirts for Summer Enrichment Program	Title I, Core Set Aside	WILSON ELEMENTARY SCHOOL	\$ 583.57
382555	06-Jun-2018	NORTHSTAR AV	Projector Bulbs	Unrestricted Discretionary Accounts	ROMERO-CRUZ ELEMENTARY SCHOOL	\$ 905.10
382556	06-Jun-2018	BMI SUPPLY	VAPA Program Supplies	Title I, Core Set Aside	SANTA ANA HIGH SCHOOL	\$ 371.51
382557	06-Jun-2018	FLINN SCIENTIFIC, INC.	Science Supplies	Title I, Core Set Aside	DIAMOND ELEMENTARY SCHOOL	\$ 105.25
382558	06-Jun-2018	TEACHER CREATED MATERIALS	Classroom Instructional Supplies	Title I, Core Set Aside	MARTIN ELEMENTARY SCHOOL	\$ 24.70
382560	06-Jun-2018	COLLEGE BOARD	Payment of AP testing fees	Advanced Placement Examination Fees	K-12 SCHOOL PERFORMANCE AND CULTURE	\$ 443,650.00
382561	06-Jun-2018	BACH COMPANY (THE)	Classroom Instructional Supplies	Unrestricted Discretionary Accounts	SANTA ANA HIGH SCHOOL	\$ 297.40
382562	06-Jun-2018	SCHOLASTIC, INC.	Purchase of Library books for Fremont	IASA: Title I Basic Grants Low-Income and Neglected, Part A	FREMONT ELEMENTARY SCHOOL	\$ 10,967.86
382562	06-Jun-2018	SCHOLASTIC, INC.	Purchase of Library books for Fremont	IASA: Title I Basic Grants Low-Income and Neglected, Part A	FREMONT ELEMENTARY SCHOOL	\$ 987.13
382564	06-Jun-2018	AMERICAN ACRYLICS USA, LLC	Classroom Instructional Supplies	CTE Incentive Grant Program	REGIONAL OCCUPATIONAL PROGRAM	\$ 305.24
382565	06-Jun-2018	AVID CENTER	Conference Registration Fee Payment	AVID-OCDE Destination Graduation-High Schls	CENTURY HIGH SCHOOL	\$ 750.00
382566	06-Jun-2018	ORANGE COUNTY SHERIFFS DEPARTMENT	Conference Registration Fee Payment	Unrestricted Discretionary Accounts	SCHOOL POLICE SERVICES	\$ 73.60
382567	06-Jun-2018	CARMEN ORGANISTA	Parent Reimbursement	Special Education	SPECIAL EDUCATION	\$ 362.00
382568	06-Jun-2018	SANTA ANA COLLEGE	Conference Registration Fee Payment	Unrestricted Discretionary Accounts	SCHOOL POLICE SERVICES	\$ 130.60
382569	06-Jun-2018	JEFFREY B. HINKLE dba JOY OF TOURNAMENTS	Speech and Debate Tournament Fee	Communication Studies (Speech and Debate)	K-12 TEACHING AND LEARNING	\$ 225.00
382570	06-Jun-2018	JEFFREY B. HINKLE dba JOY OF TOURNAMENTS	Speech and Debate Tournament Fee	Communication Studies (Speech and Debate)	K-12 TEACHING AND LEARNING	\$ 225.00
382571	06-Jun-2018	FOTO FIESTA FINISHING, INC. dba SUNSET SCHOOL PORTRAITS	Payment for Student School Portraits	Fundraiser (Non ASB-PTA Deposits)	MARTIN ELEMENTARY SCHOOL	\$ 2,000.00
382572	06-Jun-2018	PEDRO TOCHIUITL dba SONIDO TRAVIEZO AUDIO RENTAL	Equipment Rental Fees	Unrestricted Discretionary Accounts	CARR INTERMEDIATE SCHOOL	\$ 500.00

Fund 01

PO Number:	Date PO Created:	Supplier:	Item Description:	Resource Description :	Site:	Amount:
382574	06-Jun-2018	WAGON TRAIN FEED & TACK	Summer School Instructional Items	Title I, Core Set Aside	ROOSEVELT ELEMENTARY SCHOOL	\$ 88.17
382575	06-Jun-2018	OFFICE DEPOT	Purchase of Office Supplies	Unrestricted Discretionary Accounts	PURCHASING DEPARTMENT	\$ 77.64
382576	06-Jun-2018	SOUTHWEST SCHOOL AND OFFICE SUPPLY	Office Supplies McKinney Vento Program	Education for Homeless Children and Youth	PUPIL SUPPORT SERVICES	\$ 46.87
382577	06-Jun-2018	S & S WORLDWIDE, INC.	Recess/PhysEd Supplies	30-R2002-653 Before and After School Learning & Safe Neighborhood Partnerships	SIERRA PREPARATORY ACADEMY	\$ 96.91
382578	06-Jun-2018	ROLL-A-SHADE, INC.	Purchase of Window Shades	Unrestricted One-time Funds	K-12 SCHOOL PERFORMANCE AND	\$ 1,502.00
382579	06-Jun-2018	S & S WORLDWIDE, INC.	Recess/PhysEd Supplies	30-R2002-653 Before and After School Learning & Safe Neighborhood Partnerships	MENDEZ FUNDAMENTAL INTERMEDIATE SCHOOL	\$ 364.95
382580	06-Jun-2018	SOUTHWEST SCHOOL AND OFFICE SUPPLY	Office Supplies McKinney Vento Program	Education for Homeless Children and Youth	PUPIL SUPPORT SERVICES	\$ 46.87
382581	06-Jun-2018	SOUTHWEST SCHOOL AND OFFICE SUPPLY	Office Supplies McKinney Vento Program	Education for Homeless Children and Youth	PUPIL SUPPORT SERVICES	\$ 46.87
382582	06-Jun-2018	S & S WORLDWIDE, INC.	Recess/PhysEd Supplies	30-R2002-653 Before and After School Learning & Safe Neighborhood Partnerships	MENDEZ FUNDAMENTAL INTERMEDIATE SCHOOL	\$ 189.70
382583	06-Jun-2018	SOUTHWEST SCHOOL AND OFFICE SUPPLY	Office Supplies McKinney Vento Program	Education for Homeless Children and Youth	PUPIL SUPPORT SERVICES	\$ 46.87
382584	06-Jun-2018	SOUTHWEST SCHOOL AND OFFICE SUPPLY	Office Supplies McKinney Vento Program	Education for Homeless Children and Youth	PUPIL SUPPORT SERVICES	\$ 46.87
382585	06-Jun-2018	PEDRO TOCHIHUITL dba SONIDO TRAVIEZO AUDIO RENTRAL	Equipment Rental Fees	Unrestricted Discretionary Accounts	CARR INTERMEDIATE SCHOOL	\$ 300.00
382586	06-Jun-2018	CITY OF SANTA ANA	Field Trip Admission Fees	Unrestricted Discretionary Accounts	SCHOOL POLICE SERVICES	\$ 900.00
382587	06-Jun-2018	ORANGE COUNTY DEPARTMENT OF EDUCATION	Conference Registration Fee Payment	IASA: Title I Basic Grants Low-Income and Neglected, Part A	CENTURY HIGH SCHOOL	\$ 300.00
382588	06-Jun-2018	S & S WORLDWIDE, INC.	recess/PhysEd Supplies	30-R2002-653 Before and After School Learning & Safe Neighborhood Partnerships	MENDEZ FUNDAMENTAL INTERMEDIATE SCHOOL	\$ 655.35
382589	06-Jun-2018	S & S WORLDWIDE, INC.	Recess/PhysEd Supplies	30-R2002-653 Before and After School Learning & Safe Neighborhood Partnerships	SIERRA PREPARATORY ACADEMY	\$ 106.13
382590	06-Jun-2018	S & S WORLDWIDE, INC.	Recess/PhysEd Supplies	30-R2002-653 Before and After School Learning & Safe Neighborhood Partnerships	FREMONT ELEMENTARY SCHOOL	\$ 843.26
382591	06-Jun-2018	AMAZON CAPITAL SERVICES, INC.	Classroom Instructional Supplies	21st Century ASSETS (roll-up 4124)	GODINEZ FUNDAMENTAL HIGH SCHOOL	\$ 561.53
382592	06-Jun-2018	TROXELL COMMUNICATIONS	Classroom Projectors for various ECE classrooms	IASA: Title I Basic Grants Low-Income and Neglected, Part A	KENNEDY ELEMENTARY SCHOOL	\$ 6,949.88
382594	06-Jun-2018	AMAZON CAPITAL SERVICES, INC.	Classroom Instructional Supplies	Title I, Core Set Aside	GREENVILLE FUNDAMENTAL ELEMENTARY SCHOOL	\$ 1,048.33
382596	06-Jun-2018	WEX BANK, dba WRIGHT EXPRESS FSC	Payment of District Fuel Card	Ongoing & Major Maintenance Account	BUILDING SERVICES	\$ 16,074.76
382596	06-Jun-2018	WEX BANK, dba WRIGHT EXPRESS FSC	Payment of District Fuel Card	Unrestricted - Regional Occupational Center Program (ROC/P 6350)	REGIONAL OCCUPATIONAL PROGRAM	\$ 82.95
382596	06-Jun-2018	WEX BANK, dba WRIGHT EXPRESS FSC	Payment of District Fuel Card	Unrestricted Discretionary Accounts	CENTURY HIGH SCHOOL	\$ 230.10
382596	06-Jun-2018	WEX BANK, dba WRIGHT EXPRESS FSC	Payment of District Fuel Card	Unrestricted Discretionary Accounts	FACILITIES/GOVERNMENTAL RELATIONS	\$ 175.36
382596	06-Jun-2018	WEX BANK, dba WRIGHT EXPRESS FSC	Payment of District Fuel Card	Unrestricted Discretionary Accounts	PURCHASING DEPARTMENT	\$ 175.30
382596	06-Jun-2018	WEX BANK, dba WRIGHT EXPRESS FSC	Payment of District Fuel Card	Unrestricted Discretionary Accounts	SADDLEBACK HIGH SCHOOL	\$ 68.01
382596	06-Jun-2018	WEX BANK, dba WRIGHT EXPRESS FSC	Payment of District Fuel Card	Unrestricted Discretionary Accounts	SANTA ANA HIGH SCHOOL	\$ 90.98
382596	06-Jun-2018	WEX BANK, dba WRIGHT EXPRESS FSC	Payment of District Fuel Card	Unrestricted Discretionary Accounts	SCHOOL POLICE SERVICES	\$ 4,095.63

Fund 01

PO Number:	Date PO Created:	Supplier:	Item Description:	Resource Description :	Site:	Amount:
382596	06-Jun-2018	WEX BANK, dba WRIGHT EXPRESS FSC	Payment of District Fuel Card	Unrestricted Discretionary Accounts	SEGERSTROM HIGH SCHOOL	\$ 263.86
382596	06-Jun-2018	WEX BANK, dba WRIGHT EXPRESS FSC	Payment of District Fuel Card	Unrestricted Discretionary Accounts	TECHNOLOGY INNOVATION SERVICES	\$ 229.91
382596	06-Jun-2018	WEX BANK, dba WRIGHT EXPRESS FSC	Payment of District Fuel Card	Unrestricted Discretionary Accounts	TRANSPORTATION DEPARTMENT	\$ 665.79
382596	06-Jun-2018	WEX BANK, dba WRIGHT EXPRESS FSC	Payment of District Fuel Card	Unrestricted Discretionary Accounts	VALLEY HIGH SCHOOL	\$ 392.85
382596	06-Jun-2018	WEX BANK, dba WRIGHT EXPRESS FSC	Payment of District Fuel Card	Unrestricted Discretionary Accounts	WAREHOUSE AND DELIVERY	\$ 2,158.72
382598	06-Jun-2018	AMAZON CAPITAL SERVICES, INC.	Classroom Instructional Supplies	Title I, Core Set Aside	CENTURY HIGH SCHOOL	\$ 154.63
382599	06-Jun-2018	HERITAGE MUSEUM OF ORANGE COUNTY	Field Trip Admission Fees	IASA: Title I Basic Grants Low-Income and Neglected, Part A	MONTE VISTA ELEMENTARY SCHOOL	\$ 509.60
382600	06-Jun-2018	JOSTENS, INC. dba SCHOOL ANNUAL	Diplomas	Unrestricted Discretionary Accounts	GODINEZ FUNDAMENTAL HIGH SCHOOL	\$ 5,092.47
382601	06-Jun-2018	AMAZON CAPITAL SERVICES, INC.	Classroom Instructional Supplies	Donations (Miscellaneous)	KENNEDY ELEMENTARY	\$ 242.41
382603	06-Jun-2018	STAPLES BUSINESS ADVANTAGE	Purchase of Office Supplies	Unrestricted Discretionary Accounts	K-12 TEACHING AND	\$ 554.71
382604	06-Jun-2018	OFFICE SOLUTIONS BUSINESS PRODUCTS & SERVICES	Purchase of Office Supplies	Special Education	TAFT ELEMENTARY SCHOOL	\$ 160.82
382608	07-Jun-2018	AMAZON CAPITAL SERVICES, INC.	Classroom Instructional Supplies	Unrestricted Discretionary Accounts	HENINGER ELEMENTARY SCHOOL	\$ 23.93
382609	07-Jun-2018	AMAZON CAPITAL SERVICES, INC.	Classroom Instructional Supplies	IASA: Title I Basic Grants Low-Income and Neglected, Part A	MADISON ELEMENTARY SCHOOL	\$ 276.22
382610	07-Jun-2018	SCHOOL SPECIALTY/CLASSROOM DIRECT	Classroom Instructional Supplies	Unrestricted Discretionary Accounts	GREENVILLE FUNDAMENTAL ELEMENTARY SCHOOL	\$ 33.51
382611	07-Jun-2018	UC REGENTS	Payment of Consultant Fees	Unrestricted Discretionary Accounts	GODINEZ FUNDAMENTAL HIGH SCHOOL	\$ 550.00
382612	07-Jun-2018	CREATIVE MARX	PBIS Incentives	IASA: Title I Basic Grants Low-Income and Neglected, Part A	SEGERSTROM HIGH SCHOOL	\$ 3,070.88
382613	07-Jun-2018	PROJECT LEAD THE WAY, INC.	Program Participation Fees	IASA: Title I Basic Grants Low-Income and Neglected, Part A	SADDLEBACK HIGH SCHOOL	\$ 1,265.00
382614	07-Jun-2018	LONG BEACH CINEMATHEQUE dba THE FRIDA CINEMA	Field Trip Admission Fees	Unrestricted Discretionary Accounts	SANTA ANA HIGH SCHOOL	\$ 400.00
382616	07-Jun-2018	CABE	Conference Registration Fee Payment	Title III Limited English Proficiency LEP Student Program	ENGLISH LEARNER PROGRAMS & STUDENT	\$ 2,300.00
382617	07-Jun-2018	ORANGE COUNTY MONSTERCARTS, INC.	Golf Cart Repair	Ongoing & Major Maintenance Account	TRANSPORTATION DEPARTMENT	\$ 172.76
382619	07-Jun-2018	AMAZON CAPITAL SERVICES, INC.	Classroom Instructional Supplies	21st Century ASSETS (roll-up 4124)	SEGERSTROM HIGH SCHOOL	\$ 628.87
382620	07-Jun-2018	AMAZON CAPITAL SERVICES, INC.	Classroom Instructional Supplies	30-R2002-653 Before and After School Learning & Safe Neighborhood Partnerships	CARR INTERMEDIATE SCHOOL	\$ 745.54
382621	07-Jun-2018	SKYGROUP INVESTMENTS LLC dba iFLYINDOOR SKYDIVING	Field Trip Admission Fees	Title I, Core Set Aside	MUIR FUNDAMENTAL ELEMENTARY SCHOOL	\$ 2,130.00
382623	07-Jun-2018	TANAKA FARMS	Field Trip Admission Fees	Head Start	CHILD DEVELOPMENT	\$ 8,939.00
382625	07-Jun-2018	AMAZON CAPITAL SERVICES, INC.	Classroom Instructional Supplies	Unrestricted Discretionary Accounts	WILLARD INTERMEDIATE SCHOOL	\$ 37.13
382627	07-Jun-2018	AMAZON CAPITAL SERVICES, INC.	Classroom Instructional Supplies	Title I, Core Set Aside	WILSON ELEMENTARY SCHOOL	\$ 75.95

Fund 01

PO Number:	Date PO Created:	Supplier:	Item Description:	Resource Description :	Site:	Amount:
382628	07-Jun-2018	PATON GROUP	Software licensing fee payment	Unrestricted -Regional Occupational Center Program (ROC/P 6350)	REGIONAL OCCUPATIONAL PROGRAM	\$ 3,500.00
382629	07-Jun-2018	AMAZON CAPITAL SERVICES, INC.	Classroom Instructional Supplies	Title I, Core Set Aside	MADISON ELEMENTARY SCHOOL	\$ 228.86
382630	07-Jun-2018	ZUMA OFFICE SUPPLY	Purchase of Office Supplies	Unrestricted Discretionary Accounts	TAFT ELEMENTARY SCHOOL	\$ 845.62
382631	07-Jun-2018	HAVIS, INC.	Police Vehicle Computer Supplies	Unrestricted Discretionary Accounts	SCHOOL POLICE SERVICES	\$ 1,265.98
382632	07-Jun-2018	ORANGE COUNTY DEPARTMENT OF EDUCATION	Conference Registration Fee Payment	Unrestricted Discretionary Accounts	SEGERSTROM HIGH SCHOOL	\$ 750.00
382633	07-Jun-2018	GODINEZ HIGH SCHOOL	Prom Tickets and Yearbooks	21st Century ASSETS (roll-up 4124)	GODINEZ FUNDAMENTAL HIGH SCHOOL	\$ 3,080.00
382634	07-Jun-2018	ECS IMAGING, INC.	Payment of Document Pick-Up Fees	Unrestricted Discretionary Accounts	DISTRICT-WIDE	\$ 1,000.00
382635	07-Jun-2018	DISCOVERY CUBE ORANGE COUNTY	Field Trip Admission Fees	Title I, Core Set Aside	DAVIS ELEMENTARY SCHOOL	\$ 500.00
382636	07-Jun-2018	A. DALGGER & COMPANY, INC. dba ETA HAND2MIND	Classroom Instructional Supplies	Unrestricted Discretionary Accounts	TAFT ELEMENTARY SCHOOL	\$ 274.63
382637	07-Jun-2018	SCHOLASTIC MAGAZINES	Classroom Books	IASA: Title I Basic Grants Low-Income and Neglected, Part A	EDISON ELEMENTARY SCHOOL	\$ 1,672.61
382638	07-Jun-2018	ZUMA OFFICE SUPPLY	Purchase of Office Supplies	IASA: Title I Basic Grants Low-Income and Neglected, Part A	SANTIAGO ELEMENTARY SCHOOL	\$ 1,057.03
382639	07-Jun-2018	AMAZON CAPITAL SERVICES, INC.	Classroom Instructional Supplies	CTE Incentive Grant Program	REGIONAL OCCUPATIONAL PROGRAM	\$ 70.77
382640	07-Jun-2018	S AND S WORLDWIDE, INC.	Recess/PhysEd Supplies	30-R2002-653 Before and After School Learning & Safe Neighborhood Partnerships	MENDEZ FUNDAMENTAL INTERMEDIATE SCHOOL	\$ 160.76
382641	07-Jun-2018	S AND S WORLDWIDE, INC.	Recess/PhysEd Supplies	30-R2002-653 Before and After School Learning & Safe Neighborhood Partnerships	THORPE FUNDAMENTAL ELEMENTARY SCHOOL	\$ 216.99
382642	07-Jun-2018	S AND S WORLDWIDE, INC.	Recess/PhysEd Supplies	30-R2002-653 Before and After School Learning & Safe Neighborhood Partnerships	MONTE VISTA ELEMENTARY SCHOOL	\$ 177.71
382643	07-Jun-2018	AMAZON CAPITAL SERVICES, INC.	Classroom Instructional Supplies	Unrestricted Discretionary Accounts	GREENVILLE FUNDAMENTAL ELEMENTARY SCHOOL	\$ 99.03
382644	07-Jun-2018	REALVOLLEYBALL.COM	Athletic Supplies	Unrestricted Discretionary Accounts	VALLEY HIGH SCHOOL	\$ 662.23
382645	07-Jun-2018	AMAZON CAPITAL SERVICES, INC.	Classroom Instructional Supplies	Title I, Core Set Aside	MENDEZ FUNDAMENTAL INTERMEDIATE SCHOOL	\$ 379.31
382646	07-Jun-2018	AMAZON CAPITAL SERVICES, INC.	Classroom Instructional Supplies	SC-LCFF-Supplemental/Concentration	PUPIL SUPPORT SERVICES	\$ 2,348.37
382647	07-Jun-2018	AMAZON CAPITAL SERVICES, INC.	Classroom Instructional Supplies	Valley HS Academics	VALLEY HIGH SCHOOL	\$ 224.40
382648	08-Jun-2018	AMAZON CAPITAL SERVICES, INC.	Classroom Instructional Supplies	IASA: Title I Basic Grants Low-Income and Neglected, Part A	SPURGEON INTERMEDIATE SCHOOL	\$ 937.43
382649	08-Jun-2018	AMAZON CAPITAL SERVICES, INC.	Classroom Instructional Supplies	IASA: Title I Basic Grants Low-Income and Neglected, Part A	SPURGEON INTERMEDIATE SCHOOL	\$ 479.48
382650	08-Jun-2018	TINA WOZNIAK dba LAND OF WOZ	Screen Printed Shirts	Donations (Miscellaneous)	MENDEZ FUNDAMENTAL INTERMEDIATE SCHOOL	\$ 3,000.00
382651	08-Jun-2018	AMAZON CAPITAL SERVICES, INC.	Classroom Instructional Supplies	Unrestricted Discretionary Accounts	SPURGEON INTERMEDIATE SCHOOL	\$ 68.79
382652	08-Jun-2018	SUBLIME PROMOTIONS, LLC dba BUYSHADE.COM	Portable Pop-up Shade	IASA: Title I Basic Grants Low-Income and Neglected, Part A	SPURGEON INTERMEDIATE SCHOOL	\$ 307.09
382653	08-Jun-2018	JUNIOR'S GOLF CARTS, INC.	Golf Cart Repairs	Unrestricted Discretionary Accounts	CARR INTERMEDIATE SCHOOL	\$ 1,125.38
382655	08-Jun-2018	POWERTRON BATTERY COMPANY	Emergency exit sign batteries	Ongoing & Major Maintenance Account	BUILDING SERVICES	\$ 208.30

Fund 01

PO Number:	Date PO Created:	Supplier:	Item Description:	Resource Description :	Site:	Amount:
382656	08-Jun-2018	KYA SERVICES, LLC	Carpet for Executive Conference Room	Ongoing & Major Maintenance Account	BUILDING SERVICES	\$ 3,808.31
382659	11-Jun-2018	AMAZON CAPITAL SERVICES, INC.	Classroom Instructional Supplies	IASA: Title I Basic Grants Low-Income and Neglected, Part A	MADISON ELEMENTARY SCHOOL	\$ 350.92
382660	11-Jun-2018	STAPLES BUSINESS ADVANTAGE	Purchase of Office Supplies	Title I, Core Set Aside	GODINEZ FUNDAMENTAL HIGH SCHOOL	\$ 430.89
382668	11-Jun-2018	DEPARTMENT OF GENERAL SERVICES	Payment of CTE Loans	Unrestricted - Regional Occupational Center Program (ROC/P 6350)	REGIONAL OCCUPATIONAL PROGRAM	\$ 251,523.71
382669	11-Jun-2018	SCHOOL OUTFITTERS, LLC	Classroom Furniture	Unrestricted - CalSafe (6091/6092)	EARLY CHILDHOOD	\$ 4,685.08
382671	11-Jun-2018	OFFICE DEPOT	Purchase of Office Supplies	Unrestricted Discretionary Accounts	HENINGER ELEMENTARY SCHOOL	\$ 988.04
382672	11-Jun-2018	GUARANTY CHEVROLET MOTORS, INC.	Payment for Perfect Attendance vehicle	Donations (Miscellaneous)	COMMUNICATIONS OFFICE	\$ 19,200.00
382673	11-Jun-2018	CAASFEP	Conference Registration Fee Payment	IASA: Title I Basic Grants Low-Income and Neglected, Part A	ENGLISH LEARNER PROGRAMS & STUDENT	\$ 175.00
382674	11-Jun-2018	AMAZON CAPITAL SERVICES, INC.	Classroom Instructional Supplies	30-R2002-653 Before and After School Learning & Safe Neighborhood Partnerships	KING ELEMENTARY SCHOOL	\$ 240.30
382676	11-Jun-2018	CHARLOTTE KNOX EDUCATIONAL ASSOCIATES, INC.	Payment of Consultant Fees	IASA: Title I Basic Grants Low-Income and Fundraiser (Non ASB-PTA Deposits)	SANTIAGO ELEMENTARY	\$ 2,400.00
382677	11-Jun-2018	SCHOLASTIC BOOK FAIRS	Book Fair fee payment	Title I, Core Set Aside	WALKER ELEMENTARY	\$ 2,167.03
382680	11-Jun-2018	AMAZON CAPITAL SERVICES, INC.	Classroom Instructional Supplies	30-R2002-653 Before and After School Learning & Safe Neighborhood Partnerships	SIERRA PREPARATORY ACADEMY	\$ 4,090.76
382681	11-Jun-2018	PLAYWORKS EDUCATION ENERGIZED	Program Participation fees for Playworks Program	IASA: Title I Basic Grants Low-Income and Neglected, Part A	MONTE VISTA ELEMENTARY SCHOOL	\$ 18,250.00
382683	11-Jun-2018	CENGAGE LEARNING dba GALE; NATIONAL GEOGRAPHIC LEARNING	Library E-Book Catalog	Unrestricted Discretionary Accounts	SANTA ANA HIGH SCHOOL	\$ 50.00
382684	11-Jun-2018	COLLEGE BOARD	Professional Development Training Fee	Unrestricted Discretionary Accounts	SADDEBACK HIGH SCHOOL	\$ 225.00
382685	11-Jun-2018	LOS ALTOS TROPHY COMPANY, INC.	Student Medals and Ribbons	Unrestricted Discretionary Accounts	DAVIS ELEMENTARY SCHOOL	\$ 72.72
382686	11-Jun-2018	SIMS ORANGE WELDING SUPPLY	Welding Supplies for Auto Shop	Ongoing & Major Maintenance Account	TRANSPORTATION DEPARTMENT	\$ 449.31
382687	11-Jun-2018	AMAZON CAPITAL SERVICES, INC.	Classroom Instructional Supplies	30-R2002-653 Before and After School Learning & Safe Neighborhood Partnerships	SPURGEON INTERMEDIATE SCHOOL	\$ 210.50
382688	11-Jun-2018	AMAZON CAPITAL SERVICES, INC.	Classroom Instructional Supplies	Title I, Core Set Aside	MADISON ELEMENTARY SCHOOL	\$ 38.69
382689	11-Jun-2018	GOVCONNECTION, INC. dba CONNECTION	Toner	Unrestricted Discretionary Accounts	BUDGET	\$ 460.40
382690	11-Jun-2018	PCMG, INC.	Comouter Monitor	Special Education	SPECIAL EDUCATION	\$ 1,240.56
382692	11-Jun-2018	SCHOLASTIC BOOK FAIRS	Book Fair fee payment	IASA: Title I Basic Grants Low-Income and Neglected, Part A	DAVIS ELEMENTARY SCHOOL	\$ 1,071.33
382693	11-Jun-2018	PHI DELTA KAPPA INTERNATIONAL, INC.	Payment of Consultant Fees	California Career Pathways Trust	CENTURY HIGH SCHOOL	\$ 309.00
382694	11-Jun-2018	MICHAEL DE CUFFA dba DE CUFFA'S PIANO TUNING	Piano Tunning Services	Unrestricted Discretionary Accounts	WILLARD INTERMEDIATE SCHOOL	\$ 404.06
382695	11-Jun-2018	OC IMPRINTS	Screen Printed Shirts	Title I, Core Set Aside	SANTIAGO ELEMENTARY SCHOOL	\$ 801.00
382696	11-Jun-2018	ABRAHAM MATIAS GOMEZ dba KOOLEMBROIDERY	Purchase of Embroidered Tee Shirts	Unrestricted Discretionary Accounts	CENTURY HIGH SCHOOL	\$ 3,420.00
382698	11-Jun-2018	ORIENTAL TRADING COMPANY, INC.	Classroom Instructional Supplies	Title I, Core Set Aside	CARVER ELEMENTARY	\$ 211.10
382699	11-Jun-2018	RINO PRODUCTS CORPORATION	Floor Machine Repair	Unrestricted Discretionary Accounts	BUILDING SERVICES	\$ 921.26
382700	11-Jun-2018	RC MASONRY	Concrete Repair Griset	Unrestricted - CalSafe (6091/6092)	EARLY CHILDHOOD	\$ 2,239.00
382701	11-Jun-2018	AIRTEK INDOOR AIR SOLUTIONS, LLC	Air Duct Cleaning Services	Ongoing & Major Maintenance Account	BUILDING SERVICES	\$ 12,160.00
382702	12-Jun-2018	AMAZON CAPITAL SERVICES, INC.	Classroom Instructional Supplies	Title I, Core Set Aside	HARVEY ELEMENTARY SCHOOL	\$ 374.04

Fund 01

PO Number:	Date PO Created:	Supplier:	Item Description:	Resource Description :	Site:	Amount:
382703	12-Jun-2018	EAI	Science Supplies	IASA: Title I Basic Grants Low-Income and Neglected, Part A	CARVER ELEMENTARY SCHOOL	\$ 294.37
382704	12-Jun-2018	AMAZON CAPITAL SERVICES, INC.	Classroom Instructional Supplies	Unrestricted Discretionary Accounts	FRANKLIN ELEMENTARY SCHOOL	\$ 3,544.97
382705	12-Jun-2018	AMAZON CAPITAL SERVICES, INC.	Classroom Instructional Supplies	Title I, Core Set Aside	HARVEY ELEMENTARY SCHOOL	\$ 232.70
382707	12-Jun-2018	RINO PRODUCTS CORPORATION	Floor Machine Repair	Unrestricted Discretionary Accounts	BUILDING SERVICES	\$ 48.44
382708	12-Jun-2018	DON BOOKSTORE	Dual Class Textbook Purchase	Lottery: Instructional Materials	STATE TEXTBOOKS	\$ 2,000.00
382709	12-Jun-2018	VERIZON WIRELESS	Vehicle GPS Service Fee	Unrestricted Discretionary Accounts	EMPLOYEE BENEFITS ADMINISTRATION	\$ 425.52
382711	12-Jun-2018	ORANGE COUNTY LEADERSHIP CONFERENCE	Fees for ASB attendance of the OC Leadership Conference	IASA: Title I Basic Grants Low-Income and Neglected, Part A	CENTURY HIGH SCHOOL	\$ 7,450.00
382712	12-Jun-2018	ORANGE COUNTY LEADERSHIP CONFERENCE	Fees for ASB attendance of the OC Leadership Conference	IASA: Title I Basic Grants Low-Income and Neglected, Part A	MIDDLE COLLEGE HIGH SCHOOL	\$ 6,125.00
382713	12-Jun-2018	DAILY JOURNAL CORPORATION dba ORANGE COUNTY REPORTER	Bid/RFP Legal Advertising	Ongoing & Major Maintenance Account	BUILDING SERVICES	\$ 435.00
382714	12-Jun-2018	CRISP ENTERPRISES dba C2 IMAGING	Plan Room Fees	Unrestricted One-time Funds	CHAVEZ CONTINUATION HIGH SCHOOL	\$ 132.86
382716	12-Jun-2018	DEPARTMENT OF GENERAL SERVICES	Payment of CTE Loans	Unrestricted - Regional Occupational Center Program (ROC/P 6350)	REGIONAL OCCUPATIONAL PROGRAM	\$ 2,798.95
382717	12-Jun-2018	ORANGE COUNTY LEADERSHIP CONFERENCE	Fees for ASB attendance of the OC Leadership Conference	IASA: Title I Basic Grants Low-Income and Neglected, Part A	SADDLEBACK HIGH SCHOOL	\$ 10,100.00
382719	12-Jun-2018	CENERGISTIC, INC.	Energy Management Consultant payment	Unrestricted Discretionary Accounts	DISTRICT-WIDE	\$ 258,040.78
382722	12-Jun-2018	AMAZON CAPITAL SERVICES, INC.	Classroom Instructional Supplies	Title I, Core Set Aside	EDISON ELEMENTARY	\$ 183.16
382723	12-Jun-2018	AMAZON CAPITAL SERVICES, INC.	Classroom Instructional Supplies	Lottery: Instructional Materials	STATE TEXTBOOKS	\$ 311.95
382724	12-Jun-2018	CABE	Conference Registration Fee Payment	Unrestricted Discretionary Accounts	KING ELEMENTARY SCHOOL	\$ 650.00
382728	12-Jun-2018	AMAZON CAPITAL SERVICES, INC.	Classroom Instructional Supplies	Lottery: Instructional Materials	STATE TEXTBOOKS	\$ 311.95
382730	12-Jun-2018	AMAZON CAPITAL SERVICES, INC.	Classroom Instructional Supplies	College Readiness Block Grant	K-12 SCHOOL PERFORMANCE AND	\$ 96.87
382731	12-Jun-2018	AMAZON CAPITAL SERVICES, INC.	Classroom Instructional Supplies	Unrestricted Discretionary Accounts	CARR INTERMEDIATE	\$ 372.35
382732	12-Jun-2018	CULVER NEWLIN, INC.	Purchase of Office Furniture	Unrestricted Discretionary Accounts	SCHOOL CLIMATE	\$ 6,802.80
382733	12-Jun-2018	BEST BUY GOV, LLC	A/V Supplies	21st Century ASSETS (roll-up 4124)	GODINEZ FUNDAMENTAL HIGH SCHOOL	\$ 898.62
382734	12-Jun-2018	NEWEGG BUSINESS, INC.	3 Monitors	21st Century ASSETS (roll-up 4124)	GODINEZ FUNDAMENTAL HIGH SCHOOL	\$ 1,089.32
382735	12-Jun-2018	AREY JONES EDUCATIONAL SOLUTIONS	Purchase of HP Computers	21st Century ASSETS (roll-up 4124)	VALLEY HIGH SCHOOL	\$ 4,446.41
Grand Total:						\$ 1,920,633.22

Fund 09

PO Number:	Date PO Created:	Supplier:	Item Description:	Resource Description :	Site:	Amount:
382253	25-May-2018	OFFICE DEPOT	Purchase of Office Supplies	Fund 09 Title I	ADVANCED LEARNING ACADEMY	\$ 1,976.92
382280	29-May-2018	DISCOVERY CUBE ORANGE COUNTY	Field Trip Admission Fees	Fund 09 Title I, Core Set Aside	ADVANCED LEARNING ACADEMY	\$ 400.00
382281	29-May-2018	DISCOVERY CUBE ORANGE COUNTY	Field Trip Admission Fees	Fund 09 Title I, Core Set Aside	ADVANCED LEARNING ACADEMY	\$ 400.00
382282	29-May-2018	DISCOVERY CUBE ORANGE COUNTY	Field Trip Admission Fees	Fund 09 Title I, Core Set Aside	ADVANCED LEARNING ACADEMY	\$ 400.00
382706	12-Jun-2018	LEARNING A-Z	Engage 360 Program License Payment	Fund 09 Before and After School Learning & Safe Neighborhood Partnerships	ADVANCED LEARNING ACADEMY	\$ 10,094.95
Grand Total:						\$ 13,271.87

Fund 12

PO Number:	Date PO Created:	Supplier:	Item Description:	Resource Description :	Site:	Amount:
382040	23-May-2018	LAKESHORE LEARNING MATERIALS	Instructional Supplies Romero Cruz ECE	Child Development: CA State Preschool Program	EARLY CHILDHOOD EDUCATION	\$ 29,842.47
382103	23-May-2018	OFFICE DEPOT	Purchase of Office Supplies	Child Development: CA State Preschool Program	EARLY CHILDHOOD EDUCATION	\$ 401.90
382142	24-May-2018	OFFICE DEPOT	Purchase of Office Supplies	Child Development: CA State Preschool Program	EARLY CHILDHOOD EDUCATION	\$ 803.79
382153	24-May-2018	OFFICE DEPOT	Purchase of Office Supplies	Child Development: CA State Preschool Program	EARLY CHILDHOOD EDUCATION	\$ 1,573.39
382169	24-May-2018	LAKESHORE LEARNING MATERIALS	Instructional Supplies Romero Cruz ECE	Child Development: CA State Preschool Program	EARLY CHILDHOOD EDUCATION	\$ 31,275.00
382180	24-May-2018	LAKESHORE LEARNING MATERIALS	Instructional Supplies Esqueda ECE	Child Development: CA State Preschool Program	EARLY CHILDHOOD EDUCATION	\$ 31,235.59
382185	24-May-2018	LAKESHORE LEARNING MATERIALS	Instructional Supplies Harvey ECE	Child Development: CA State Preschool Program	EARLY CHILDHOOD EDUCATION	\$ 31,235.59
382255	25-May-2018	SOUTHWEST SCHOOL AND OFFICE SUPPLY	Office Supplies ECE	Child Development: CA State Preschool Program	EARLY CHILDHOOD EDUCATION	\$ 183.18
382256	25-May-2018	SOUTHWEST SCHOOL AND OFFICE SUPPLY	Office Supplies ECE	Child Development: CA State Preschool Program	EARLY CHILDHOOD EDUCATION	\$ 183.18
382257	25-May-2018	SOUTHWEST SCHOOL AND OFFICE SUPPLY	Office Supplies ECE	Child Development: CA State Preschool Program	EARLY CHILDHOOD EDUCATION	\$ 183.18
382258	25-May-2018	SOUTHWEST SCHOOL AND OFFICE SUPPLY	Office Supplies ECE	Child Development: CA State Preschool Program	EARLY CHILDHOOD EDUCATION	\$ 183.18
382270	29-May-2018	OFFICE DEPOT	Purchase of Office Supplies	Child Development: CA State Preschool Program	EARLY CHILDHOOD EDUCATION	\$ 484.78
382274	29-May-2018	OFFICE DEPOT	Purchase of Office Supplies	Child Development: CA State Preschool Program	EARLY CHILDHOOD EDUCATION	\$ 505.24
382293	29-May-2018	OFFICE DEPOT	Purchase of Office Supplies	Child Development: CA State Preschool Program	EARLY CHILDHOOD EDUCATION	\$ 505.24
382296	29-May-2018	OFFICE DEPOT	Purchase of Office Supplies	Child Development: CA State Preschool Program	EARLY CHILDHOOD EDUCATION	\$ 486.91
382325	29-May-2018	ORIENTAL TRADING COMPANY, INC.	Classroom Instructional Supplies	Child Development: CA State Preschool Program	EARLY CHILDHOOD EDUCATION	\$ 2,131.09

Fund 12

PO Number:	Date PO Created:	Supplier:	Item Description:	Resource Description :	Site:	Amount:
382326	29-May-2018	AREY JONES EDUCATIONAL SOLUTIONS	Purchase of HP Computers	Child Development: CA State Preschool Program	EARLY CHILDHOOD EDUCATION	\$ 1,432.04
382327	29-May-2018	AREY JONES EDUCATIONAL SOLUTIONS	Purchase of HP Computers	Child Development: CA State Preschool Program	EARLY CHILDHOOD EDUCATION	\$ 1,384.28
382328	29-May-2018	AREY JONES EDUCATIONAL SOLUTIONS	Purchase of HP Computers	Child Development: CA State Preschool Program	EARLY CHILDHOOD EDUCATION	\$ 1,384.28
382329	29-May-2018	AREY JONES EDUCATIONAL SOLUTIONS	Purchase of HP Computers	Child Development: CA State Preschool Program	EARLY CHILDHOOD EDUCATION	\$ 1,384.28
382330	29-May-2018	AREY JONES EDUCATIONAL SOLUTIONS	Purchase of HP Computers	Child Development: CA State Preschool Program	EARLY CHILDHOOD EDUCATION	\$ 1,384.28
382413	01-Jun-2018	SCHOOL OUTFITTERS, LLC	Classroom Furniture	Child Development: CA State Preschool Program	EARLY CHILDHOOD EDUCATION	\$ 3,115.42
382414	01-Jun-2018	SCHOOL OUTFITTERS, LLC	Classroom Furniture	Child Development: CA State Preschool Program	EARLY CHILDHOOD EDUCATION	\$ 3,115.42
382489	04-Jun-2018	LOVING GUIDANCE, INC. dba CONSCIOUS DISCIPLINE	Instructional Supplies Esqueda ECE	Child Development: CA State Preschool Program QRIS Block Grant RFA	EARLY CHILDHOOD EDUCATION	\$ 47,117.50
382508	04-Jun-2018	BYUNG NAM AN dba FLAME BROILER TRBK	Catering Fee	Child Development: CA State Preschool Program	EARLY CHILDHOOD EDUCATION	\$ 2,000.00
382559	06-Jun-2018	BEST BUY	A/V Supplies	Child Development: CA State Preschool Program	EARLY CHILDHOOD EDUCATION	\$ 377.05
382573	06-Jun-2018	TEACHER CREATED MATERIALS	Classroom Instructional Supplies	Child Development: CA State Preschool Program	EARLY CHILDHOOD EDUCATION	\$ 3,405.02
382593	06-Jun-2018	TROXELL COMMUNICATIONS	Classroom Projectors for various ECE classrooms	Child Development: CA State Preschool Program	EARLY CHILDHOOD EDUCATION	\$ 22,239.60
382597	06-Jun-2018	LAKESHORE LEARNING MATERIALS	Instructional Supplies ECE	Child Development: CA State Preschool Program	EARLY CHILDHOOD EDUCATION	\$ 5,833.48
382618	07-Jun-2018	BARNES & NOBLE BOOKSELLERS, INC.	Purchase of Library Books	Child Development: CA State Preschool Program	EARLY CHILDHOOD EDUCATION	\$ 2,072.78
382654	08-Jun-2018	TUFF SHED, INC.	Outdoor Storage Shed	Child Development: CA State Preschool Program QRIS Block Grant RFA	EARLY CHILDHOOD EDUCATION	\$ 1,928.30
382658	11-Jun-2018	AMAZON CAPITAL SERVICES, INC.	Classroom Instructional Supplies	Child Development: CA State Preschool Program	EARLY CHILDHOOD EDUCATION	\$ 2,357.16
Grand Total:						\$ 231,744.60

Fund 13

PO Number:	Date PO Created:	Supplier:	Item Description:	Resource Description :	Site:	Amount:
382116	23-May-2018	REFRIGERATION CONTROL CO., INC.	Refrigerator Repair	Child Nutrition: School Programs	NUTRITION SERVICES	\$ 1,417.90
382117	23-May-2018	SOUTHWEST MATERIAL HANDLING, INC. dba SOUTHWEST TOYOTALIFT	Forklift Maintenance/Repair	Child Nutrition: School Programs	NUTRITION SERVICES	\$ 403.81
382118	23-May-2018	ID WHOLESALER	ID Card Printer Supplies	Child Nutrition: School Programs	NUTRITION SERVICES	\$ 1,045.19
382119	23-May-2018	GLENN PARRISH dba ACCESS LOCK AND MAINTENANCE	Door Repairs	Child Nutrition: School Programs	NUTRITION SERVICES	\$ 601.63
382126	23-May-2018	OFFICE DEPOT	Purchase of Office Supplies	Child Nutrition: School Programs	NUTRITION SERVICES	\$ 1,387.95
382334	29-May-2018	OFFICE DEPOT	Purchase of Office Supplies	Child Nutrition: School Programs	NUTRITION SERVICES	\$ 27.96
382335	29-May-2018	ULINE SHIPPING SUPPLIES	Warehouse Supplies	Child Nutrition: School Programs	NUTRITION SERVICES	\$ 521.40
382336	29-May-2018	AMAZON CAPITAL SERVICES, INC.	Classroom Instructional Supplies	Child Nutrition: School Programs	NUTRITION SERVICES	\$ 301.48
382337	29-May-2018	IMPACT IMAGES INC dba IMPACT CANOPIES USA	Food Service Area Portable Canopies	Child Nutrition: School Programs	NUTRITION SERVICES	\$ 5,233.45
382343	30-May-2018	JC FOODSERVICE, INC. dba ACTION SALES	Purchase of Kitchen Equipment	Child Nutrition: School Programs	NUTRITION SERVICES	\$ 1,049.49
382344	30-May-2018	JC FOODSERVICE, INC. dba ACTION SALES	Purchase of Kitchen Equipment	Child Nutrition: School Programs	NUTRITION SERVICES	\$ 2,817.66
382361	30-May-2018	GRAINGER	Kitchen Supplies	Child Nutrition: School Programs	NUTRITION SERVICES	\$ 1,426.61

Fund 13

PO Number:	Date PO Created:	Supplier:	Item Description:	Resource Description :	Site:	Amount:
382362	30-May-2018	ADVANTAGE WEST INVESTMENT ENTERPRISES, INC. dba ADVANTAGE WEST	Custodial Supplies Nutrition Services	Child Nutrition: School Programs	NUTRITION SERVICES	\$ 1,319.07
382425	01-Jun-2018	INDUSTRIAL ELECTRIC SERVICE	Equipment Repair/Service	Child Nutrition: School Programs	NUTRITION SERVICES	\$ 512.02
382427	01-Jun-2018	INDUSTRIAL ELECTRIC SERVICE	Equipment Repair/Service	Child Nutrition: School Programs	NUTRITION SERVICES	\$ 1,968.61
382464	04-Jun-2018	SOUTHWEST MATERIAL HANDLING, INC. dba SOUTHWEST TOYOTALIFT	Forklift Maintenance/Repair	Child Nutrition: School Programs	NUTRITION SERVICES	\$ 602.86
382466	04-Jun-2018	INTERMOUNTAIN LOCK & SECURITY SUPPLY	Electronic Door Lock Controls SAHS Kitchen	Child Nutrition: School Programs	SANTA ANA HIGH SCHOOL	\$ 2,499.75
382479	04-Jun-2018	GLENN PARRISH dba ACCESS LOCK AND MAINTENANCE	Door Alarm Lock Installation	Child Nutrition: School Programs	SANTA ANA HIGH SCHOOL	\$ 1,100.00
382480	04-Jun-2018	OFFICE DEPOT	Purchase of Office Supplies	Child Nutrition: School Programs	NUTRITION SERVICES	\$ 69.63
382481	04-Jun-2018	LISA FAWN BARSAMIAN dba OFFICE SEATING OUTLET	Office Furniture	Child Nutrition: School Programs	SADDLEBACK HIGH SCHOOL	\$ 220.89
382485	04-Jun-2018	VISION MARKING DEVICES	Purchase of Office Supplies	Child Nutrition: School Programs	NUTRITION SERVICES	\$ 134.87
382534	05-Jun-2018	OFFICE DEPOT	Purchase of Office Supplies	Child Nutrition: School Programs	NUTRITION SERVICES	\$ 98.56
382542	05-Jun-2018	TRADE SUPPLIES, INC.	Kitchen Supplies	Child Nutrition: School Programs	NUTRITION SERVICES	\$ 202.52
382544	05-Jun-2018	AMAZON CAPITAL SERVICES, INC.	Classroom Instructional Supplies	Child Nutrition: School Programs	NUTRITION SERVICES	\$ 274.76
382595	06-Jun-2018	BESTBUY BUSINESS ADVANTAGE	A/V Supplies	Child Nutrition: School Programs	SANTA ANA HIGH SCHOOL	\$ 2,298.34
382596	06-Jun-2018	WEX BANK, dba WRIGHT EXPRESS FSC	Payment of District Fuel Card	Child Nutrition: School Programs	NUTRITION SERVICES	\$ 6,077.10
382661	11-Jun-2018	ULINE SHIPPING SUPPLIES	Warehouse Supplies	Child Nutrition: School Programs	SANTA ANA HIGH SCHOOL	\$ 265.48
382662	11-Jun-2018	OFFICE DEPOT	Purchase of Office Supplies	Child Nutrition: School Programs	NUTRITION SERVICES	\$ 195.24
382662	11-Jun-2018	OFFICE DEPOT	Purchase of Office Supplies	Child Nutrition: School Programs	SANTA ANA HIGH SCHOOL	\$ 90.46
382663	11-Jun-2018	DIELI MURAWKA HOWE, INC.	Architectural Services Fees for Various Kitchen Projects	Child Nutrition: School Programs	NUTRITION SERVICES	\$ 18,373.50
382664	11-Jun-2018	APGOMEZ ENTERPRISES dba PRINTB3	Replacement of Damaged Truck Graphics	Child Nutrition: School Programs	NUTRITION SERVICES	\$ 1,950.84
382665	11-Jun-2018	SOUTHWEST MATERIAL HANDLING, INC. dba SOUTHWEST TOYOTALIFT	Forklift Maintenance/Repair	Child Nutrition: School Programs	NUTRITION SERVICES	\$ 842.73
382666	11-Jun-2018	JC FOODSERVICE, INC. dba ACTION SALES	Purchase of Kitchen Equipment	Child Nutrition: School Programs	SANTA ANA HIGH SCHOOL	\$ 2,157.16
382667	11-Jun-2018	AMAZON CAPITAL SERVICES, INC.	Classroom Instructional Supplies	Child Nutrition: School Programs	NUTRITION SERVICES	\$ 62.59
Grand Total:						\$ 57,551.51

Fund 14

PO Number:	Date PO Created:	Supplier:	Item Description:	Resource Description :	Site:	Amount:
382354	30-May-2018	LISA FAWN BARSAMIAN dba OFFICE SEATING OUTLET	Office Furniture	Fund 14 Deferred Maintenance Fund	DISTRICT-WIDE	\$ 436.39
382463	04-Jun-2018	CULVER NEWLIN, INC.	Office Partition Repairs	Fund 14 Deferred Maintenance Fund	DISTRICT-WIDE	\$ 375.00
382607	06-Jun-2018	EASY TURF, INC.	Installation of Synthetic Turf	Fund 14 Artificial Turf	GARFIELD ELEMENTARY	\$ 7,869.49
382725	12-Jun-2018	LOWE'S COMPANIES, INC. dba LOWE'S HOME CENTERS, LLC	Lighting supplies	Fund 14 Deferred Maintenance Fund	DISTRICT-WIDE	\$ 280.11
Grand Total:						\$ 8,960.99

Fund 24

PO Number:	Date PO Created:	Supplier:	Item Description:	Resource Description :	Site:	Amount:
382715	12-Jun-2018	CRISP ENTERPRISES dba C2 IMAGING	Plan Room Fees	Fund 24 SAUSD GO Bond, 2008 Election, Series A Building Fund	ADVANCED LEARNING ACADEMY	\$ 118.36
Grand Total:						\$ 118.36

Fund 25

PO Number:	Date PO Created:	Supplier:	Item Description:	Resource Description :	Site:	Amount:
382233	25-May-2018	SEAN KHAN CONSULTING COMPANY, INC. dba SKC COMPANY	Portable Relocations Various Sites	Fund 25 City Santa Ana Redevelopment	ADAMS ELEMENTARY SCHOOL	\$ 9,692.20
382233	25-May-2018	SEAN KHAN CONSULTING COMPANY, INC. dba SKC COMPANY	Portable Relocations Various Sites	Fund 25 City Santa Ana Redevelopment	ADVANCED LEARNING ACADEMY	\$ 77,537.60
382233	25-May-2018	SEAN KHAN CONSULTING COMPANY, INC. dba SKC COMPANY	Portable Relocations Various Sites	Fund 25 City Santa Ana Redevelopment	FACILITIES/GOVERNMENTAL RELATIONS	\$ 61,184.40
382233	25-May-2018	SEAN KHAN CONSULTING COMPANY, INC. dba SKC COMPANY	Portable Relocations Various Sites	Fund 25 City Santa Ana Redevelopment	MACARTHUR FUNDAMENTAL	\$ 9,692.20
382233	25-May-2018	SEAN KHAN CONSULTING COMPANY, INC. dba SKC COMPANY	Portable Relocations Various Sites	Fund 25 City Santa Ana Redevelopment	SURGEON INTERMEDIATE SCHOOL	\$ 15,375.20
382233	25-May-2018	SEAN KHAN CONSULTING COMPANY, INC. dba SKC COMPANY	Portable Relocations Various Sites	Fund 25 City Santa Ana Redevelopment	WALKER ELEMENTARY SCHOOL	\$ 9,692.20
382265	25-May-2018	ALL AMERICAN INSPECTION, INC.	DSA Inspector for Portable Classroom Placement at ALA EC	Fund 25 City Santa Ana Redevelopment	ADVANCED LEARNING ACADEMY	\$ 24,000.00
382622	07-Jun-2018	FULL SWING CONSTRUCTION, INC. dba RAPID WALLS	Wall Installation at Muir Adult Transition Center	Fund 25 City Santa Ana Redevelopment	REACH ACADEMY	\$ 13,452.00
Grand Total:						\$ 220,625.80

Fund 40

PO Number:	Date PO Created:	Supplier:	Item Description:	Resource Description :	Site:	Amount:
382353	30-May-2018	MOVER SERVICES, INC.	Software licensing fee payment	Emergency Repair Program-Williams Case	VALLEY HIGH SCHOOL	\$ 9,900.00
382540	05-Jun-2018	SUNPOWER CORPORATION, SYSTEMS	Payment of annual service fees	Fund 40 OZAB Solar Energy Savings 2012 (eff 2014-15)	DISTRICT-WIDE	\$ 6,000.00
382624	07-Jun-2018	FULL SWING CONSTRUCTION, INC. dba RAPID WALLS	Wall installation for Adult Transition Program at REACH Academy location	Emergency Repair Program-Williams Case	REACH ACADEMY	\$ 13,728.00
382626	07-Jun-2018	PRIEST CONSTRUCTION SERVICES, INC.	Contractor Payment for Santa Ana HS Kitchen Project	Fund 40 Kitchen Remodeling	SANTA ANA HIGH SCHOOL	\$ 50,000.00
382718	12-Jun-2018	ENVIROMENTAL NETWORK CORP. dba ENCORP	Air Quality Sampling	Emergency Repair Program-Williams Case	MITCHELL CHILD DEVELOPMENT CENTER	\$ 1,180.00
Grand Total:						\$ 80,808.00

Fund 69

PO Number:	Date PO Created:	Supplier:	Item Description:	Resource Description :	Site:	Amount:
382657	11-Jun-2018	TOTAL COMPENSATION SYSTEMS, INC.	GASB 75 Actuarial Services	Fund 69 Health & Welfare	DISTRICT-WIDE	\$ 8,100.00
Grand Total:						\$ 8,100.00

Fund 71

PO Number:	Date PO Created:	Supplier:	Item Description:	Resource Description :	Site:	Amount:
382379	31-May-2018	CALPERS FISCAL SERVICES DIVISION	District Retirement fund contribution payment	Fund 71 Retiree Benefit Fund	Undefined	\$ 40,000,000.00
Grand Total:						\$ 40,000,000.00

Fund 81

PO Number:	Date PO Created:	Supplier:	Item Description:	Resource Description :	Site:	Amount:
382388	31-May-2018	RITEWAY AUTO PAINT & BODYWORKS	Vehicle Paint/Body Work	Fund 81 Property & Liability	DISTRICT-WIDE	\$ 810.59
382498	04-Jun-2018	RITEWAY AUTO PAINT & BODYWORKS	Vehicle Paint/Body Work	Fund 81 Property & Liability	DISTRICT-WIDE	\$ 2,967.53
382691	11-Jun-2018	PATRIOT ENVIRONMENTAL SERVICES, INC.	Bio-Hazard Cleaning Fees	Fund 81 Property & Liability	RISK MANAGEMENT	\$ 983.75
Grand Total:						\$ 4,761.87

AGENDA ITEM BACKUP SHEET
June 26, 2018

Board Meeting

TITLE: **Ratification of Expenditure Summary and Warrants Issued Over \$25,000 for the Period of May 23, 2018 through June 12, 2018**

ITEM: **Consent**

SUBMITTED BY: **Manoj Roychowdhury, Assistant Superintendent, Business Services**

BACKGROUND INFORMATION:

The purpose of this agenda item is to seek Board ratification of the Expenditure Summary Report and Detailed Warrant Listing Report of all payments over \$25,000. Warrants are payments of expenditures previously approved through Board action.

RATIONALE:

The Expenditure Summary Report provides a summary of all warrants created during the period of May 23, 2018 through June 12, 2018 by funding source. The Detailed Warrant Listing Report of expenditures \$25,000 and over lists each individual warrant created by vendor for the period of May 23, 2018 through June 12, 2018. Expenditures contained in these reports have been Board approved through prior Purchase Order agenda approval submissions. The warrants listed reflect payments against these Purchase Orders.

LCAP Goal 3.10: Support the enhancement of school climate through smooth operations and processes.

FUNDING:

No fiscal impact.

RECOMMENDATION:

Ratify Expenditure Summary Report and Detailed Warrant Listing Report of all payments over \$25,000 for the period of May 23, 2018 through June 12, 2018.

MR:mm

ITEM SUMMARY:

- Snapshot of all warrants issued for period of May 23, 2018 through June 12, 2018
- All expenditures were previously approved through prior Board action
- Board Policy 3300
- Required by Education Code 17604



Santa Ana Unified School District

Stefanie P. Phillips, Ed.D.,
Superintendent of Schools

Date: June 12, 2018
To: Stefanie P. Phillips, Ed.D., Superintendent
From: Manoj Roychowdhury, Assistant Superintendent, Business Services
Subject: Expenditures Summary: From 23-MAY-2018 through 12-JUN-2018

Fund 01 General Fund	\$8,977,010.11
Fund 09 Charter School Fund	\$1,884.51
Fund 12 Child Development	\$96,322.45
Fund 13 Cafeteria Fund	\$2,766,139.51
Fund 14 Deferred Maintenance Fund	\$533,989.98
Fund 24 SAUSD GO Bond, 2008 Election, Series A Building Fund	\$3,000.00
Fund 25 Capital Facilities Fund	\$717,455.92
Fund 29 Measure G	\$37,225.00
Fund 35 County School Facilities Fund	\$32,957.14
Fund 40 Special Reserve Fund	\$839,011.22
Fund 68 Workers' Compensation	\$162,120.22
Fund 69 Health & Welfare	\$5,199,467.16
Fund 81 Property & Liability	\$34,552.25
Total Expenditures:	\$19,401,135.47

Prepared by: Accounting Department
Expenditures summary report includes all District payments.

SAUSD Board of Education Warrant Listing

May 23, 2018*

Page 1 of 6

<u>Check #</u>	<u>Vendor</u>	<u>Location</u>	<u>Amount</u>
Fund 01 General Fund			
84251972	APPROACH LEARNING AND ASSESSMENT CENTER Special Education	SPECIAL EDUCATION	\$27,373.26
84251751	CATAPULT LEARNING WEST, LLC IASA: Title I Basic Grants Low-Income and Neglected, Part A Title III Limited English Proficiency LEP Student Program	ENGLISH LEARNER PROGRAMS & STUDENT ACHIEVEMENT NONPUBLIC SCHOOLS NONPUBLIC SCHOOLS	\$60,503.22
84251774	J B BOSTICK COMPANY, INC. Civic Center Rental Fees Unrestricted One-time Funds	SEGERSTROM HIGH SCHOOL FACILITIES/GOVERNMENTAL RELATIONS	\$25,020.00
84251777	ORANGE COUNTY CHILDREN'S THERAPEUTIC ARTS 30-R2002-653 Before and After School Learning & Safe Neighborhood Partnerships	AFTER SCHOOL PROGRAMS	\$32,900.13
84251779	RODOLFO CAZALES dba TOYAMA KARATE-DO 30-R2002-653 Before and After School Learning & Safe Neighborhood Partnerships	AFTER SCHOOL PROGRAMS	\$25,421.20
84251788	U S BANK - CAL CARD Unrestricted Discretionary Accounts	DISTRICT-WIDE	\$79,965.77
84251791	WARE DISPOSAL, INC. Unrestricted Discretionary Accounts	DISTRICT-WIDE	\$273,016.93
84251796	BAKER NOWICKI DESIGN STUDIO, LLP Ongoing & Major Maintenance Account	SANTA ANA HIGH SCHOOL	\$41,653.36
84251821	ADVANTAGE WEST INVESTMENT ENTERPRISES, INC. Fund 01 General Fund Unrestricted Discretionary Accounts Unrestricted One-time Funds	ACCOUNTING DEPARTMENT BUILDING SERVICES BUILDING SERVICES	\$114,295.93

SAUSD Board of Education Warrant Listing

May 23, 2018

Page 2 of 6

<u>Check #</u>	<u>Vendor</u>	<u>Location</u>	<u>Amount</u>
84251842	IRVINE RANCH OUTDOOR EDUCATION CENTER		\$27,560.00
	Donations (Miscellaneous)	MUIR FUNDAMENTAL ELEMENTARY SCHOOL	
	IASA: Title I Basic Grants Low-Income and Neglected, Part A	MUIR FUNDAMENTAL ELEMENTARY SCHOOL	
	The California Wellness Foundation	MUIR FUNDAMENTAL ELEMENTARY SCHOOL	
84251873	AREY JONES EDUCATIONAL SOLUTIONS		\$41,961.42
	Fund 01 General Fund	ACCOUNTING DEPARTMENT	
	IASA: Title I Basic Grants Low-Income and Neglected, Part A	MARTIN ELEMENTARY SCHOOL	
		ROOSEVELT ELEMENTARY SCHOOL	
		SANTA ANA HIGH SCHOOL	
		SANTIAGO ELEMENTARY SCHOOL	
	Unrestricted Discretionary Accounts	HOOVER ELEMENTARY SCHOOL	
84251931	DURHAM SCHOOL SERVICES, L.P.		\$427,546.56
	Pupil Transportation (7230/7240)	TRANSPORTATION DEPARTMENT	

SAUSD Board of Education Warrant Listing

May 23, 2018

Page 3 of 6

<u>Check #</u>	<u>Vendor</u>	<u>Location</u>	<u>Amount</u>
84251932	JFK TRANSPORTATION Donations (Miscellaneous) Donations-ASB Transportation IASA: Title I Basic Grants Low-Income and Neglected, Part A NJROTC Pupil Transportation (7230/7240) Unrestricted - Regional Occupational Center Program (ROC/P 6350) Unrestricted Discretionary Accounts	MARTIN ELEMENTARY SCHOOL TAFT ELEMENTARY SCHOOL WASHINGTON ELEMENTARY SCHOOL KING ELEMENTARY SCHOOL SADDLEBACK HIGH SCHOOL SPURGEON INTERMEDIATE SCHOOL EDISON ELEMENTARY SCHOOL ESQUEDA ELEMENTARY SCHOOL FRANKLIN ELEMENTARY SCHOOL GODINEZ FUNDAMENTAL HIGH SCHOOL GREENVILLE FUNDAMENTAL ELEMENTARY SCHOOL SCHOOL JACKSON ELEMENTARY SCHOOL KENNEDY ELEMENTARY SCHOOL LINCOLN ELEMENTARY SCHOOL MONROE ELEMENTARY SCHOOL SADDLEBACK HIGH SCHOOL TRANSPORTATION DEPARTMENT REGIONAL OCCUPATIONAL PROGRAM CARR INTERMEDIATE SCHOOL LATHROP INTERMEDIATE SCHOOL MADISON ELEMENTARY SCHOOL SANTA ANA HIGH SCHOOL SIERRA PREPARATORY ACADEMY VALLEY HIGH SCHOOL	\$60,992.50
84251747	ACTIVE LEARNING, INC. 30-R2002-653 Before and After School Learning & Safe Neighborhood Partnerships	AFTER SCHOOL PROGRAMS	\$25,192.00

SAUSD Board of Education Warrant Listing

May 23, 2018

Page 4 of 6

<u>Check #</u>	<u>Vendor</u>	<u>Location</u>	<u>Amount</u>
84251956	PERMA BOUND BOOKS HERTZBERG NEW METHOD Fund 01 General Fund IASA: Title I Basic Grants Low-Income and Neglected, Part A SC-Early Learning (PreK-gr 6) Unrestricted Discretionary Accounts	ACCOUNTING DEPARTMENT CARVER ELEMENTARY SCHOOL DAVIS ELEMENTARY SCHOOL GREENVILLE FUNDAMENTAL ELEMENTARY SCHOOL KENNEDY ELEMENTARY SCHOOL MONTE VISTA ELEMENTARY SCHOOL THORPE FUNDAMENTAL ELEMENTARY SCHOOL ADAMS ELEMENTARY SCHOOL DAVIS ELEMENTARY SCHOOL MUIR FUNDAMENTAL ELEMENTARY SCHOOL	\$27,623.73
84252000	NICK RAIL MUSIC SC-LCFF-Supplemental/Concentration Unrestricted Discretionary Accounts	VISUAL & PERFORMING ARTS VISUAL & PERFORMING ARTS	\$47,787.13
84252023	B AND H PHOTO VIDEO Unrestricted Discretionary Accounts Valley HS Academies	MIDDLE COLLEGE HIGH SCHOOL VISUAL & PERFORMING ARTS VALLEY HIGH SCHOOL	\$27,602.69
84251949	OC TRANSIT, INC. Pupil Transportation (7230/7240)	TRANSPORTATION DEPARTMENT	\$73,300.00
Fund 12 Child Development			
84252079	APPLE, INC. Child Development: CA State Preschool Program	EARLY CHILDHOOD EDUCATION	\$45,632.58

SAUSD Board of Education Warrant Listing

May 23, 2018

Page 5 of 6

<u>Check #</u>	<u>Vendor</u>	<u>Location</u>	<u>Amount</u>
Fund 13 Cafeteria Fund			
84252068	GOLD STAR FOODS Child Nutrition: School Programs Fund 01 General Fund	NUTRITION SERVICES ACCOUNTING DEPARTMENT	\$133,333.37
84252071	GOLD STAR FOODS Child Nutrition: School Programs	NUTRITION SERVICES	\$34,431.55
84252111	LOEWY ENTERPRISES, INC. dba SUNRISE PRODUCE Child Nutrition: School Programs	NUTRITION SERVICES	\$43,281.51
84252117	PH HAGOPIAN CONTRACTOR, INC. Child Nutrition: School Programs	SANTA ANA HIGH SCHOOL	\$1,205,552.00
Fund 25 Capital Facilities Fund			
84252141	HMC ARCHITECTS Fund 25 Redevelopment Agency (RDA) Funds	CENTURY HIGH SCHOOL SANTA ANA HIGH SCHOOL	\$212,644.50
Fund 29 Measure G			
84252143	BAKER NOWICKI DESIGN STUDIO, LLP Fund 29 Measure G Series E	FACILITIES/GOVERNMENTAL RELATIONS	\$37,225.00
Fund 40 Special Reserve Fund			
84252149	PH HAGOPIAN CONTRACTOR, INC. Fund 40 Kitchen Remodeling	SANTA ANA HIGH SCHOOL	\$76,837.92
84252147	PH HAGOPIAN CONTRACTOR, INC. Fund 40 2016 Lease Purchase	MITCHELL CHILD DEVELOPMENT CENTER	\$382,152.72
84252148	PH HAGOPIAN CONTRACTOR, INC. Fund 40 Kitchen Remodeling	SANTA ANA HIGH SCHOOL	\$125,213.12

SAUSD Board of Education Warrant Listing

May 23, 2018

Page 6 of 6

<u>Check #</u>	<u>Vendor</u>	<u>Location</u>	<u>Amount</u>
Fund 68 Workers' Compensation			
84252151	SANTA ANA UNIFIED SCHOOL DISTRICT WORKERS' COMP. Fund 68 Workers' Compensation	RISK MANAGEMENT	\$54,668.01
Fund 69 Health & Welfare			
84252152	SANTA ANA UNIFIED SCHOOL DISTRICT Health & Welfare - Active Employees	DISTRICT EMPLOYEE BENEFITS	\$53,560.85
	Health & Welfare - Retired Employees	DISTRICT EMPLOYEE BENEFITS	
Grand Total:			\$3,844,248.96

**Warrant listing report includes payments for \$25,000 and over.*

SAUSD Board of Education Warrant Listing

May 30, 2018*

Page 1 of 4

<u>Check #</u>	<u>Vendor</u>	<u>Location</u>	<u>Amount</u>
Fund 01 General Fund			
84252280	LOS ANGELES TRUCK CENTERS, LLC. dba VELOCITY Unrestricted One-time Funds	SANTA ANA HIGH SCHOOL	\$141,211.15
84252168	FEDERAL TECHNOLOGY SOLUTIONS, INC. Unrestricted Discretionary Accounts	DISTRICT-WIDE TECHNOLOGY INNOVATION SERVICES	\$47,703.71
84252184	REVOLVING CASH FUND 21st Century ASSETS (roll-up 4124) Education for Homeless Children and Youth Fundraiser (Non ASB-PTA Deposits) Unrestricted Discretionary Accounts	VALLEY HIGH SCHOOL PUPIL SUPPORT SERVICES HENINGER ELEMENTARY SCHOOL CENTURY HIGH SCHOOL DISTRICT-WIDE EMPLOYEE BENEFITS ADMINISTRATION GODINEZ FUNDAMENTAL HIGH SCHOOL SADDLEBACK HIGH SCHOOL SANTA ANA HIGH SCHOOL SEGERSTROM HIGH SCHOOL VALLEY HIGH SCHOOL WASHINGTON ELEMENTARY SCHOOL	\$31,006.47
84252198	XEROX CORPORATION Unrestricted Discretionary Accounts	DISTRICT-WIDE PUBLICATIONS	\$188,397.56
84252221	BENCHMARK EDUCATION COMPANY Title III Limited English Proficiency LEP Student Program	ENGLISH LEARNER PROGRAMS & STUDENT ACHIEVEMENT	\$47,107.22

SAUSD Board of Education Warrant Listing

May 30, 2018

Page 2 of 4

<u>Check #</u>	<u>Vendor</u>	<u>Location</u>	<u>Amount</u>
84252226	CDW GOVERNMENT, INC.		\$47,488.38
	CTE Incentive Grant Program	REGIONAL OCCUPATIONAL PROGRAM	
	Educator Effectiveness	STAFF DEVELOPMENT	
	Head Start	ADAMS ELEMENTARY SCHOOL	
	IASA: Title I Basic Grants Low-Income and Neglected, Part A	ESQUEDA ELEMENTARY SCHOOL	
		JACKSON ELEMENTARY SCHOOL	
		KENNEDY ELEMENTARY SCHOOL	
		SANTA ANA HIGH SCHOOL	
		SEGERSTROM HIGH SCHOOL	
		SEPULVEDA ELEMENTARY SCHOOL	
	Title I, Core Set Aside	ESQUEDA ELEMENTARY SCHOOL	
	Unrestricted Discretionary Accounts	DISTRICT-WIDE	
		EMPLOYEE BENEFITS ADMINISTRATION	
		ESQUEDA ELEMENTARY SCHOOL	
		GREENVILLE FUNDAMENTAL ELEMENTARY SCHOOL	
		LORIN GRISET ACADEMY	
		MIDDLE COLLEGE HIGH SCHOOL	
		SCHOOL POLICE SERVICES	
		SUPERINTENDENT'S OFFICE	
		TAFT ELEMENTARY SCHOOL	

SAUSD Board of Education Warrant Listing

May 30, 2018

Page 3 of 4

<u>Check #</u>	<u>Vendor</u>	<u>Location</u>	<u>Amount</u>
84252237	JFK TRANSPORTATION		\$28,862.50
	Donations (Miscellaneous)	WASHINGTON ELEMENTARY SCHOOL	
	Donations-ASB Transportation	FREMONT ELEMENTARY SCHOOL	
	Head Start	CHILD DEVELOPMENT	
	IASA: Title I Basic Grants Low-Income and Neglected, Part A	CARR INTERMEDIATE SCHOOL	
		EDISON ELEMENTARY SCHOOL	
		LOWELL ELEMENTARY SCHOOL	
		MONROE ELEMENTARY SCHOOL	
	Pupil Transportation (7230/7240)	TRANSPORTATION DEPARTMENT	
	Unrestricted Discretionary Accounts	CHAVEZ CONTINUATION HIGH SCHOOL	
		PIO-PICO ELEMENTARY SCHOOL	
		TRANSPORTATION DEPARTMENT	
84252155	BOYS AND GIRLS CLUB OF SANTA ANA		\$26,255.01
	30-R2002-653 Before and After School Learning & Safe Neighborhood Partnerships	AFTER SCHOOL PROGRAMS	
84252260	SANTA MARGARITA FORD		\$39,903.96
	Ongoing & Major Maintenance Account	BUILDING SERVICES	
84252281	NMK CORPORATION dba IPTELSUPPORT		\$118,553.36
	Unrestricted Discretionary Accounts	TECHNOLOGY INNOVATION SERVICES	
84252256	PROSOUND AND STAGE LIGHTING		\$38,934.27
	Fund 01 General Fund	ACCOUNTING DEPARTMENT	
	Unrestricted One-time Funds	GRADUATION	

SAUSD Board of Education Warrant Listing

May 30, 2018

Page 4 of 4

<u>Check #</u>	<u>Vendor</u>	<u>Location</u>	<u>Amount</u>
Fund 13 Cafeteria Fund			
84252294	GOLD STAR FOODS Child Nutrition: School Programs Fund 01 General Fund	NUTRITION SERVICES ACCOUNTING DEPARTMENT	\$73,191.75
84252317	LOEWY ENTERPRISES, INC. dba SUNRISE PRODUCE Child Nutrition: School Programs	GODINEZ FUNDAMENTAL HIGH SCHOOL NUTRITION SERVICES	\$100,974.83
Fund 25 Capital Facilities Fund			
84252335	ROBERT CLAPPER CONSTRUCTION SERVICES, INC. Fund 25 Walker/Roosevelt Joint Use	WALKER ELEMENTARY SCHOOL	\$161,208.70
Fund 35 County School Facilities Fund			
84252336	DLR GROUP, INC. dba DLR GROUP - WESTLAKE REED Fund 35 OPSC School Facilities Bond Projects	MUIR FUNDAMENTAL ELEMENTARY SCHOOL	\$27,497.14
Fund 40 Special Reserve Fund			
84252337	ROBERT CLAPPER CONSTRUCTION SERVICES, INC. Emergency Repair Program-Williams Case	VALLEY HIGH SCHOOL	\$87,156.53
Fund 68 Workers' Compensation			
84252339	SANTA ANA UNIFIED SCHOOL DISTRICT WORKERS' COMP. Fund 68 Workers' Compensation	RISK MANAGEMENT	\$65,414.37
Grand Total:			\$1,270,866.91

**Warrant listing report includes payments for \$25,000 and over.*

SAUSD Board of Education Warrant Listing

June 04, 2018*

Page 1 of 2

<u>Check #</u>	<u>Vendor</u>	<u>Location</u>	<u>Amount</u>
Fund 01 General Fund			
84252430	DURHAM SCHOOL SERVICES, L.P. 30-R2002-653 Before and After School Learning & Safe Neighborhood Partnerships Pupil Transportation (7230/7240)	HOOVER ELEMENTARY SCHOOL TRANSPORTATION DEPARTMENT	\$38,611.22
84252369	ADVANTAGE WEST INVESTMENT ENTERPRISES, INC. Fund 01 General Fund Unrestricted Discretionary Accounts Unrestricted One-time Funds	ACCOUNTING DEPARTMENT BUILDING SERVICES GRADUATION	\$161,313.68
84252365	SOUTHERN CALIFORNIA EDISON Unrestricted Discretionary Accounts	DISTRICT-WIDE	\$71,710.86
84252348	CITY OF SANTA ANA Unrestricted Discretionary Accounts	DISTRICT-WIDE	\$28,439.42
84252344	BAKER NOWICKI DESIGN STUDIO, LLP CTE Incentive Grant Program Fund 40 2016 Lease Purchase	REGIONAL OCCUPATIONAL PROGRAM SANTA ANA HIGH SCHOOL	\$154,481.00
84252342	AT&T Unrestricted Discretionary Accounts	DISTRICT-WIDE	\$65,908.73
Fund 12 Child Development			
84252449	APPLE, INC. Child Development: CA State Preschool Prog.	EARLY CHILDHOOD EDUCATION	\$25,462.91
Fund 13 Cafeteria Fund			
84252458	GOLD STAR FOODS Child Nutrition: School Programs Fund 01 General Fund	NUTRITION SERVICES ACCOUNTING DEPARTMENT	\$97,806.52
84252456	GOLD STAR FOODS Child Nutrition: School Programs	NUTRITION SERVICES	\$59,657.11

SAUSD Board of Education Warrant Listing

June 04, 2018

Page 2 of 2

<u>Check #</u>	<u>Vendor</u>	<u>Location</u>	<u>Amount</u>
Fund 25 Capital Facilities Fund			
84252464	SVA ARCHITECTS		\$254,353.94
	Fund 25 Redevelopment Agency (RDA) Funds	CHAVEZ CONTINUATION HIGH SCHOOL	
		DAVIS ELEMENTARY SCHOOL	
		HENINGER ELEMENTARY SCHOOL	
		KENNEDY ELEMENTARY SCHOOL	
Fund 40 Special Reserve Fund			
84252466	SVA ARCHITECTS		\$77,991.45
	Emergency Repair Program-Williams Case	PIO PICO ELEMENTARY SCHOOL	
Fund 68 Workers' Compensation			
84252467	SANTA ANA UNIFIED SCHOOL DISTRICT WORKERS' COMP.		\$41,762.84
	Fund 68 Workers' Compensation	RISK MANAGEMENT	
Fund 69 Health & Welfare			
84252468	KAISER FOUNDATION HEALTH PLAN, INC.		\$1,918,070.87
	Health & Welfare - Active Employees	DISTRICT EMPLOYEE BENEFITS	
	Health & Welfare - Retired Employees	DISTRICT EMPLOYEE BENEFITS	
Fund 71 Retiree Benefit Fund			
84252469	CALPERS FISCAL SERVICES DIVISION		\$40,000,000.00
	Fund 71 Retiree Benefit Fund	CASH ACCOUNT	
Grand Total:			\$42,995,570.55

**Warrant listing report includes payments for \$25,000 and over.*

SAUSD Board of Education Warrant Listing

June 06, 2018*

Page 1 of 4

<u>Check #</u>	<u>Vendor</u>	<u>Location</u>	<u>Amount</u>
Fund 01 General Fund			
84252477	ATKINSON ANDELSON LOYA RUUD & ROMO Unrestricted Discretionary Accounts	HUMAN RESOURCES DIVISION	\$52,991.68
84252481	DISCOVERY CUBE ORANGE COUNTY 30-R2002-653 Before and After School Learning & Safe Neighborhood Partnerships	AFTER SCHOOL PROGRAMS	\$56,812.15
84252501	RODOLFO CAZALES dba TOYAMA KARATE-DO 30-R2002-653 Before and After School Learning & Safe Neighborhood Partnerships	AFTER SCHOOL PROGRAMS	\$25,421.20
84252647	AREY JONES EDUCATIONAL SOLUTIONS Unrestricted Discretionary Accounts	MIDDLE COLLEGE HIGH SCHOOL	\$28,640.75
84252663	JFK TRANSPORTATION 30-R2002-653 Before and After School Learning & Safe Neighborhood Partnerships California Career Pathways Trust Donations (Miscellaneous)	AFTER SCHOOL PROGRAMS CENTURY HIGH SCHOOL CHAVEZ CONTINUATION HIGH SCHOOL MARTIN ELEMENTARY SCHOOL THORPE FUNDAMENTAL ELEMENTARY SCHOOL WASHINGTON ELEMENTARY SCHOOL	\$44,537.50
	Donations-ASB Transportation	CENTURY HIGH SCHOOL MCFADDEN INTERMEDIATE SCHOOL	
	Head Start	CHILD DEVELOPMENT	
	IASA: Title I Basic Grants Low-Income and Neglected, Part A	CENTURY HIGH SCHOOL ESQUEDA ELEMENTARY SCHOOL FRANKLIN ELEMENTARY SCHOOL GODINEZ FUNDAMENTAL HIGH SCHOOL GREENVILLE FUNDAMENTAL ELEMENTARY SCHOOL HARVEY ELEMENTARY SCHOOL JACKSON ELEMENTARY SCHOOL LOWELL ELEMENTARY SCHOOL	

SAUSD Board of Education Warrant Listing

June 06, 2018

Page 2 of 4

<u>Check #</u>	<u>Vendor</u>	<u>Location</u>	<u>Amount</u>
	Third Party Reimbursement	MACARTHUR FUNDAMENTAL INTERMEDIATE SCHOOL	
	Unrestricted Discretionary Accounts	MADISON ELEMENTARY SCHOOL	
		SANTIAGO ELEMENTARY SCHOOL	
		SIERRA PREPARATORY ACADEMY	
		THORPE FUNDAMENTAL ELEMENTARY SCHOOL	
		WASHINGTON ELEMENTARY SCHOOL	
		LOWELL ELEMENTARY SCHOOL	
		CARR INTERMEDIATE SCHOOL	
		HENINGER ELEMENTARY SCHOOL	
		HOOVER ELEMENTARY SCHOOL	
		K-12 SCHOOL PERFORMANCE AND CULTURE	
		LATHROP INTERMEDIATE SCHOOL	
		MENDEZ FUNDAMENTAL INTERMEDIATE SCHOOL	
		PIO PICO ELEMENTARY SCHOOL	
		SADDLEBACK HIGH SCHOOL	
		SANTA ANA HIGH SCHOOL	
		SEGERSTROM HIGH SCHOOL	
		SIERRA PREPARATORY ACADEMY	
		SPURGEON INTERMEDIATE SCHOOL	
		VILLA FUNDAMENTAL INTERMEDIATE SCHOOL	
		WILLARD INTERMEDIATE SCHOOL	
	Unrestricted One-time Funds	LORIN GRISET ACADEMY	
84252694	VMI, INC.		\$27,547.37
	Unrestricted One-time Funds	GRADUATION	
84252473	ACTIVE LEARNING, INC.		\$31,376.00
	30-R2002-653 Before and After School Learning & Safe Neighborhood Partnerships	AFTER SCHOOL PROGRAMS	

SAUSD Board of Education Warrant Listing

June 06, 2018

Page 3 of 4

<u>Check #</u>	<u>Vendor</u>	<u>Location</u>	<u>Amount</u>
Fund 13 Cafeteria Fund			
84252712	GOLD STAR FOODS Child Nutrition: School Programs Fund 01 General Fund	NUTRITION SERVICES ACCOUNTING DEPARTMENT	\$25,984.51
84252711	GOLD STAR FOODS Child Nutrition: School Programs Fund 01 General Fund	NUTRITION SERVICES ACCOUNTING DEPARTMENT	\$46,701.56
84252726	G A SYSTEMS Child Nutrition: School Programs	VILLA FUNDAMENTAL INTERMEDIATE SCHOOL	\$49,300.92
84252729	LOEWY ENTERPRISES, INC. dba SUNRISE PRODUCE Child Nutrition: School Programs	NUTRITION SERVICES	\$35,045.90
84252731	LOEWY ENTERPRISES, INC. dba SUNRISE PRODUCE Child Nutrition: School Programs	HOP SHOP NUTRITION SERVICES	\$70,499.46
84252733	LOEWY ENTERPRISES, INC. dba SUNRISE PRODUCE Child Nutrition: School Programs	HOP SHOP NUTRITION SERVICES	\$52,844.17
84252707	GOLD STAR FOODS Child Nutrition: School Programs Fund 01 General Fund	NUTRITION SERVICES ACCOUNTING DEPARTMENT	\$49,563.25
Fund 14 Deferred Maintenance Fund			
84252742	FIELDTURF USA, INC. Fund 14 Artificial Turf	CENTURY HIGH SCHOOL	\$474,999.99
Fund 25 Capital Facilities Fund			
84252746	GOLD COAST FENCE, INC. Fund 25 City Santa Ana Redevelopment	SANTIAGO ELEMENTARY SCHOOL	\$51,841.00

SAUSD Board of Education Warrant Listing

June 06, 2018

Page 4 of 4

<u>Check #</u>	<u>Vendor</u>	<u>Location</u>	<u>Amount</u>
Fund 69 Health & Welfare			
84252748	BLUE SHIELD OF CALIFORNIA		\$3,227,835.44
	Health & Welfare - Active Employees	DISTRICT EMPLOYEE BENEFITS	
	Health & Welfare - Retired Employees	DISTRICT EMPLOYEE BENEFITS	
		Grand Total:	\$4,351,942.85

**Warrant listing report includes payments for \$25,000 and over.*

SAUSD Board of Education Warrant Listing

June 11, 2018*

Page 1 of 1

<u>Check #</u>	<u>Vendor</u>	<u>Location</u>	<u>Amount</u>
Fund 01 General Fund			
84252827	ROCKSOLID, LLC Intramural Sport for Intermediate schools	SPECIAL PROJECTS/WELLNESS	\$46,045.85
84252779	MCGRAW-HILL EDUCATION, INC. dba MCGRAW-HILL Fund 01 General Fund Unrestricted - Instructional Materials (7156)	ACCOUNTING DEPARTMENT STATE TEXTBOOKS	\$3,015,697.76
84252777	MCGRAW-HILL EDUCATION, INC. dba MCGRAW-HILL Fund 01 General Fund Unrestricted - Instructional Materials (7156)	ACCOUNTING DEPARTMENT STATE TEXTBOOKS	\$778,268.89
84252758	DIGITAL NETWORKS GROUP, INC. IASA: Title I Basic Grants Low-Income and Neglected, Part A Unrestricted One-time Funds	VALLEY HIGH SCHOOL VALLEY HIGH SCHOOL	\$138,482.66
Fund 13 Cafeteria Fund			
84252841	GOLD STAR FOODS Child Nutrition: School Programs Fund 01 General Fund	NUTRITION SERVICES ACCOUNTING DEPARTMENT	\$98,055.76
84252839	GOLD STAR FOODS Child Nutrition: School Programs Fund 01 General Fund	NUTRITION SERVICES ACCOUNTING DEPARTMENT	\$85,581.32
Fund 40 Special Reserve Fund			
84252850	LENTZ MORRISSEY ARCHITECTURE, INC. Emergency Repair Program-Williams Case	CARVER ELEMENTARY SCHOOL GARFIELD ELEMENTARY SCHOOL	\$41,104.24
Grand Total:			\$4,203,236.48

**Warrant listing report includes payments for \$25,000 and over.*

US BANK - CAL CARD
Warrant Listing - May 23, 2018
Check #: 84251788

Account Name	Department	Position Title	Credit Limit	Amount Used
ADRIANA OLSON	School Police Services	Admin Secretary Sch Police Svcs-12	\$200.00	\$ -
ALDO ACEVES	Early Childhood Education	Early Learning Specialist-12	\$200.00	\$ 132.68
ALFONSO JIMENEZ	Deputy Superintendents Office	Deputy Supt Ed Svcs	\$10,000.00	\$ 542.38
AMY SCRUTON	Willard Intermediate	Principal III	\$200.00	\$ (198.86)
ANA GONZALEZ	Sepulveda Elementary	Principal I	\$200.00	\$ -
ANISSA SEQUEIDA	Villa Fundamental	Principal III	\$200.00	\$ -
ANTONETTE ROBERTO	Superintendents Office	Sec and Off Mgr for Super-12	\$15,000.00	\$ 1,490.27
* ANTONIO PASILLAS	Transportation	Vehicle Mechanic II-12	\$200.00	\$ 1,282.13
ARMANDO GUTIERREZ	Hoover Elementary	Principal I	\$200.00	\$ 128.25
BETTY TAMARA RIOS	Monroe Elementary	Principal I	\$200.00	\$ 95.39
BRIAN ROBERT LILLIE	Santa Ana High	Teacher 9-12	\$200.00	\$ -
CAMILLE BODEN	Risk Management	Exec Dir of Risk Management-12	\$200.00	\$ 41.81
CECILIA VUONG LUNA	Special Education	Executive Secretary-12	\$2,000.00	\$ 117.53
CHARLOTTE ERVIN	Child Development	Coordinator	\$200.00	\$ -
CYNTHIA LANDSIEDEL	Thorpe Fundamental	Principal II	\$200.00	\$ 133.63
DAICY CRUZ	Child Development	Parent Ed Spec-12	\$200.00	\$ 199.91
DAMON VOIGHT	Middle College High	Principal I	\$200.00	\$ 88.16
DANA TRUCKER CLARK	REACH Academy	Principal I	\$200.00	\$ 199.98
DANIEL ALLEN	K12 Teaching and Learning	Asst Supt of Teaching and Learning	\$7,500.00	\$ 2,521.63
DAREK JARONCZYK	Special Education	Dir of Special Ed Svcs	\$200.00	\$ -
DAVID CASPER	Mac Arthur Fundamental	Principal III	\$200.00	\$ -
DAVID RICHEY	School Climate	Dir of Pupil Support Svcs	\$200.00	\$ 19.98
DEIDRA POWELL	Public Information Office	Chief Communications Officer-12	\$2,500.00	\$ 22.33
DENISE BERTRAND	Diamond Elementary	Principal I	\$200.00	\$ -
DIANA TORRES	Heroes Elementary School	Principal I	\$200.00	\$ -
DOLORES TORRES	Purchasing	Sr Buyer-12	\$25,000.00	\$ 1,810.85
DONALD ISBELL	ROP	Dir of ROP	\$200.00	\$ 199.95
DUNCAN MCCULLOCH	Seegerstrom High School	Principal IV	\$200.00	\$ -
EDMOND HEATLEY	Business Services	Dep Supt Administrative Services-12	\$10,000.00	\$ 4,851.14
EDNA VELADO	Lincoln Elementary	Principal II	\$200.00	\$ 194.38
EDWARD BUSTAMANTE	Saddleback High	Principal IV	\$200.00	\$ 108.43
EDWARD WINCHESTER	K12 School Performance and Culture	Exec Dir Sec Curriculum and Inst	\$2,500.00	\$ 53.87
ELEANOR RODRIGUEZ	King Elementary	Principal II	\$200.00	\$ -
ELISA YOUNGER	Sierra Preparatory Academy	Principal III	\$200.00	\$ -
EMIL AHANGARZADEH	Mac Arthur Fundamental	Asst Principal III	\$200.00	\$ -
ERICA GRAVES	Romero Cruz Elementary	Principal I	\$200.00	\$ 80.96
ETIL GUILLEN	Purchasing	Buyer-12	\$25,000.00	\$ 442.39
FELISA GEAR	Greenville Fundamental School	Principal II	\$200.00	\$ 121.94
FERNANDO DURAN	Jefferson Elementary	Principal II	\$200.00	\$ 104.19
* GABRIEL MORENO	Mendez Fundamental	Principal III	\$200.00	\$ 35.85
GABRIELA GARCIA	Human Resources	Admin Secy_Human Resources-12	\$200.00	\$ 213.84
GEORGE M BELLO	Mitchell Child Development	Principal Spl Ed Infant Preschool Program	\$200.00	\$ -
GINA ZYBURT	Edison Elementary	Principal I	\$200.00	\$ -
GREGORY S COOMBS	Godinez High School	Teacher 9-12	\$200.00	\$ -
HEIDI CISNEROS	Pupil Support Services	Exec Dir of Pupil Support Svcs	\$1,000.00	\$ 74.92
HERMINIO B BAUTISTA	Taft Elementary	Principal I	\$200.00	\$ 161.28
IGNACIO MUNIZ	McFadden Intermediate	Principal III	\$200.00	\$ 199.96
JACQUELINE HANNA	Purchasing	Buyer-12	\$25,000.00	\$ 4,141.80
JEFF BISHOP	Santa Ana High	Principal IV	\$200.00	\$ 183.67
JENNIFER M CISNEROS	After School Programs	Dir of Extended Learning Programs-12	\$200.00	\$ 70.00
JESSE CHURCH	Godinez High School	Principal IV	\$200.00	\$ 196.60
JIMMY BRUHL	Special Projects/Wellness	Coord of Special Projects	\$200.00	\$ 80.50
JOHN MARTINEZ	Building Services	Sr Groundskeeper-12	\$200.00	\$ 82.59
JOHN SCHRECK	Publications	Mgr of Logistics-12	\$1,000.00	\$ 990.50
JOHN WYSOCKI	Building Services	Dir of Building Svcs-12	\$1,000.00	\$ 90.73
JONATHAN SWANSON	Century High	Principal IV	\$200.00	\$ 91.94
JONATHAN W GEISZLER	Purchasing	Dir of Purchasing and Stores-12	\$50,000.00	\$ 25,850.61
JOSE LUIS PEDROZA	Carr Intermediate	Principal III	\$200.00	\$ 131.25
JOSE MONTANO	Washington Elementary	Principal II	\$200.00	\$ 46.89
JOSH GODDARD	Nutrition Services	Mgr of Food Svcs Operations-12	\$200.00	\$ -
* JUAN C SALDIVAR	Transportation	Vehicle Mechanic II-12	\$200.00	\$ 384.77
JUAN J RAMIREZ	Roosevelt Elementary	Principal II	\$200.00	\$ -
JULIE INFANTE	Lathrop Intermediate	Principal III	\$200.00	\$ -
KASEY KLAPPENBACK	Garfield Elementary	Principal I	\$200.00	\$ -
KATHY GOMEZ	Early Childhood Education	School Readiness Coordinator	\$200.00	\$ 192.33

US BANK - CAL CARD
Warrant Listing - May 23, 2018
Check #: 84251788

Account Name	Department	Position Title	Credit Limit	Amount Used
KATY C. CONSOLIDA	K12 School Performance and Culture	Dir of Transition Support Services	\$200.00	\$ 198.49
KEELY ORLANDO	Early Childhood Education	Dir of Early Childhood Education	\$200.00	\$ 185.62
KEVIN TONAI	Esqueda Elementary	Principal II	\$200.00	\$ 111.05
KIMBERLY GARCIA	Advanced Learning Academy	Principal I	\$200.00	\$ 54.98
KIMBERLY KEMPA	Carver Elementary	Principal II	\$200.00	\$ 86.15
LAURA MARTIN	Muir Fundamental School	Principal II	\$200.00	\$ 191.30
LIGIA HALLSTROM	Wilson Elementary	Principal I	\$200.00	\$ 158.45
LISA C TREEN	Godinez High School	Teacher 9-12	\$200.00	\$ -
* LISA SOLOMON	Madison Elementary	Principal II	\$200.00	\$ 1,784.14
LUIS ZUNIGA	Nutrition Services	Food Svc Production Supvr-12	\$2,500.00	\$ 1,446.02
MANOJ ROYCHOWDHURY	Business Services	Asst Supt of Business Svcs-12	\$7,500.00	\$ 1,127.51
MARCOS RAMIREZ	Building Services	Sr Groundskeeper-12	\$200.00	\$ -
MARIA GUADALUPE GOMEZ	Pio Pico Elementary	Principal I	\$200.00	\$ 198.43
MARIA LOPEZ GUERRA	Community Relations	Dir of Community Relations	\$200.00	\$ 531.89
MARIANA GARATE	Walker Elementary	Principal I	\$200.00	\$ 97.32
MARIBEL MARTINEZ	Business Services	Sr Exec Secretary-12	\$2,000.00	\$ 334.33
MARICELA ROQUE	Fremont Elementary	Principal II	\$200.00	\$ -
MARISOL REXACH	K12 Teaching and Learning	Dir of Prof Learning/Tchr Induction	\$1,000.00	\$ 808.47
MARJORIE A COCHRAN	K12 Teaching and Learning	Grant Writer-12	\$200.00	\$ 94.42
MARK A MCKINNEY	Human Resources	Assoc Supt of Human Resources	\$7,500.00	\$ 116.18
MARK CHAVEZ	Nutrition Services	Dir of Food Svcs-12	\$1,000.00	\$ 152.51
MARK ORNELAS	Purchasing	Buyer-12	\$25,000.00	\$ 312.37
MARK P RODRIGUEZ	Information Tech Center	Asst Dir of Tech Innov Svcs - Info Tech Support-12	\$200.00	\$ -
MARY GREENE	Monte Vista Elementary	Principal I	\$200.00	\$ 39.00
MATTHEW G CRUZ	Chavez Continuation High	Principal I	\$200.00	\$ 200.00
MAYRA HELGUERA	Special Education	Asst Supt Spec Ed Spec Ed Local Plan Area SELPA	\$7,500.00	\$ 225.83
MICHAEL BAKER	After School Programs	Coord of Student Achievement	\$200.00	\$ 127.65
MICHAEL PARRA	Lorin Griset Academy	Principal I	\$200.00	\$ 125.36
NICK JOHN CANZONE	Seegerstrom High School	Teacher 9-12	\$200.00	\$ -
NORA C RODRIGUEZ	Human Resources	Sr Exec Secretary-12	\$2,000.00	\$ 523.11
NORRIS PEREZ	Santiago Elementary	Principal II	\$200.00	\$ 181.86
NURIA SOLIS	EL Programs & Student Achievement	Dir of ELD Bilingual Programs	\$1,000.00	\$ -
OMAR GARCIA	Purchasing	Buyer-12	\$25,000.00	\$ 13,419.88
ORIN L WILLIAMS	Facilities	Asst Superintendent of Facilities-12	\$7,500.00	\$ 136.68
PAUL SALAZAR	Child Development	Asst Coord Child Development	\$200.00	\$ 188.87
PETER RICHARDSON	Martin Elementary	Principal I	\$200.00	\$ 191.69
RICARDO ENZ	Information Tech Center	Dir of Technology Innovation Services-12	\$1,000.00	\$ 15.96
RITA T PEREIRA	Franklin Elementary	Principal I	\$200.00	\$ 40.19
ROBERT A CHAVEZ	Information Tech Center	Asst Dir of Tech Innov Svcs - Network Support-12	\$200.00	\$ -
ROBERT ANGUIANO	Davis Elementary	Principal I	\$200.00	\$ 88.76
ROBERT MCDONALD	Harvey Elementary	Principal I	\$200.00	\$ -
ROSA BERNAL	Facilities	Executive Secretary-12	\$2,000.00	\$ 40.69
RUTH ZINTZUN	Purchasing	Purchasing Manager-12	\$50,000.00	\$ 6,516.99
SALVADOR TINAJERO	Deputy Superintendents Office	Program Spec	\$200.00	\$ -
SARA SHOREY	Adams Elementary	Principal I	\$200.00	\$ 94.93
SONIA RODARTE LLAMAS	K12 School Performance and Culture	Asst Supt of School Performance & Culture	\$7,500.00	\$ 1,079.00
STEFANIE PHILLIPS	Superintendents Office	Superintendent	\$10,000.00	\$ 524.42
STEVE KOTSUBO	Kennedy Elementary	Principal I	\$200.00	\$ 145.40
STUART CALDWELL	Spurgeon Intermediate	Principal III	\$200.00	\$ 64.54
WILLIAM SKELLY	Heninger Elementary	Principal II	\$200.00	\$ -
			April Grand Total:	\$ 79,965.77

* Restored to \$200 credit limit as of June 4, 2018

**AGENDA ITEM BACKUP SHEET
June 26, 2018**

Board Meeting

TITLE: **Approval of Deductive Change Order No. 2 for Bid Package No. 1 – Temporary and Permanent Kitchen at Santa Ana High School**

ITEM: **Consent**

SUBMITTED BY: **Orin L. Williams, Assistant Superintendent, Facilities and Governmental Relations**

BACKGROUND INFORMATION:

The purpose of this agenda item is to seek Board approval of Deductive Change Order No. 2 for Bid Package No. 1 – Temporary and Permanent Kitchen at Santa Ana High School

RATIONALE:

At its February 15, 2017 meeting, the Board awarded a contract for Bid Package No. 1 – Temporary and Permanent Kitchen at Santa Ana High School. During the course of construction, funds remain unspent, creating a net reduction to the contract.

ITEM SUMMARY:
<ul style="list-style-type: none"> • Initial contract approved on February 15, 2017. • This deductive change order demonstrates <i>project savings</i>.

Project	Bid Package	Current Contract Amount	Deductive Change Order Amount	Revised Total Contract Amount	Contractor
Santa Ana High School Temporary and Permanent Kitchen	Bid Package No. 1	\$6,479,023.77	\$ (15,330.25)	\$6,463,693.52	P.H. Hagopian Contractor, Inc.
TOTAL SAVINGS:		\$6,479,023.77	\$ (15,330.25)	\$6,463,693.52	

LCAP Goal 3.3: Establish processes that support maintaining current facilities (school safety and maintenance).

FUNDING:

Kitchen Modernization Fund: *Credit* \$15,330.25

RECOMMENDATION:

Approve the Deductive Change Order No. 2 for Bid Package No. 1 – Temporary and Permanent Kitchen at Santa Ana High School.

**AGENDA ITEM BACKUP SHEET
June 26, 2018**

Board Meeting

TITLE: Acceptance of Completion of Contract for Bid Package No. 1 – Temporary and Permanent Kitchen at Santa Ana High School

ITEM: Consent

SUBMITTED BY: Orin L. Williams, Assistant Superintendent, Facilities and Governmental Relations

BACKGROUND INFORMATION:

The purpose of this agenda item is to seek Board acceptance of completion of a contract for Bid Package No. 1 – Temporary and Permanent Kitchen at Santa Ana High School.

RATIONALE:

At its February 15, 2017 meeting, the Board awarded a contract for Bid Package No. 1 – Temporary and Permanent Kitchen at Santa Ana High School.

The District has received close-out confirmation from its construction supervisor and Inspector of Record stating the work has been completed in accordance with the terms of the contract. Public Contract Code, Sections 9201 through 9203, requires the District to withhold retention from the contract price until final completion and acceptance of the projects.

ITEM SUMMARY:
<ul style="list-style-type: none"> • Initial contract approved on February 15, 2017. • Request Board acceptance of completed project. • Request approval to release retention as established by statute.

Project	Bid Package	New Contract Amount	5% Retention	Change Order	Contractor
Santa Ana High School Temporary and Permanent Kitchen	Bid Package No. 1	\$6,463,693.52	323,184.68	1	P.H. Hagopian Contractor, Inc.

LCAP Goal 3.3: Establish processes that support maintaining current facilities (school safety and maintenance).

FUNDING:

Kitchen Modernization Fund: Release of Retention \$323,184.68 (previously budgeted)

RECOMMENDATION:

Accept the completion of the project and contract with P.H. Hagopian Contractor, Inc. for Bid Package No. 1 – Temporary and Permanent Kitchen at Santa Ana High School.

AGENDA ITEM BACKUP SHEET
June 26, 2018

Board Meeting

TITLE: **Approval of Revised Job Description: Director of Accounting and Payroll**

ITEM: **Consent**

SUBMITTED BY: **Mark A. McKinney, Associate Superintendent, Human Resources**

BACKGROUND INFORMATION:

The purpose of this agenda item is to seek Board approval of the revised job description: Director of Accounting and Payroll to Director of Accounting, Payroll, and Student Attendance. This position will report to the Assistant Superintendent of Business Services and will provide supervision to, coordinate with, and monitor the Accounting Department, Payroll Department, and Student Attendance Department.

ITEM SUMMARY:

- Revise the job description of Director of Accounting and Payroll to Director of Accounting, Payroll, and Student Attendance which now oversee the Student Attendance Department.

RATIONALE:

This position is essential in leading the accounting, payroll, and student attendance functions as well as providing accurate and timely accounting, payroll, and student attendance data. It is also essential that the position analyze situations accurately and adopt an effective course of action. This position must also be able to establish and maintain effective working relationships. The Director of Accounting, Payroll and Student Attendance will assist in the planning, development, and implementation of policies, procedures, and strategies for achieving District goals and objectives.

The position is currently budgeted and will remain at the same salary placement. The revised description only addresses education and experience as it relates to the position.

The revised job description is attached.

FUNDING:

General Funds–Classified Management Salary Schedule–Level 47: \$10,227 - \$11,512 (monthly)

RECOMMENDATION:

Approve the revised job description of Director of Accounting and Payroll to Director of Accounting, Payroll, and Student Attendance.



SANTA ANA UNIFIED SCHOOL DISTRICT

DIRECTOR OF ACCOUNTING, PAYROLL, AND STUDENT ATTENDANCE

BASIC FUNCTION:

Under general direction of the Assistant Superintendent, Business Services, plan, direct, organize, supervise, and manage the District's accounting and payroll functions and provide accurate and timely accounting and payroll informational data. Manage and supervise a variety of accounting and payroll personnel and work closely with designated administrators, Board, staff, and representative groups.

REPRESENTATIVE DUTIES:

- Plan, direct, develop, organize, manage, and supervise the District's accounting, payroll, and student attendance functions and prepare, analyze, and evaluate complex financial data and reports in an accurate and timely conclusion. **E**
- Manage, supervise, and evaluate accounting, payroll, and student attendance personnel, including managers, supervisors, technicians, accountants, clerks, and related personnel. **E**
- Oversee and review preparation of accounts payable, accounts receivable, payroll account class reports, posting and recording of financial data, including approving transfer of funds and expenditures, preparation of cash flow projections, monitoring cash balances, student attendance tracking and reporting and conducting special financial analysis for various regular and categorical programs. **E**
- Prepare, administer, and monitor monthly, quarterly, and annual financial reports for the Board of Education and administrators and conduct a variety of financial presentations as necessary. **E**
- Develop and conduct training sessions for all District staff and site administrators and provide essential assistance to all administrators as required. **E**
- Monitor, analyze, and interpret current legislation affecting the District's finances and interpret and administer county, state, and federal laws and regulations. **E**
- Perform high-level research and special projects at the direction of the Deputy Superintendent, Business Services, Assistant Superintendent, Business Services, or Board of Education and file complex federal, state, and local financial reports as required. **E**
- Maintain appropriate communications with federal, state, county, and local agencies and a variety of representative groups. **E**

DIRECTOR OF ACCOUNTING, PAYROLL, AND STUDENT ATTENDANCE (CONTINUED)

- Evaluate, plan and lead implementation of business systems to support the business requirements of the District. E
- Perform other administrative duties and responsibilities as required and assigned.

KNOWLEDGE AND ABILITIES:

Knowledge of:

- Generally-accepted accounting principles, practices and procedures, and auditing standards.
- Governmental/Fund Accounting principles.
- Applicable sections of the California Education Code, Government Code, and other federal, state, and local laws and regulations.
- California School Accounting Manual.
- Preparation of comprehensive financial reports.
- Payroll functions, including preparation of tax and retirement reports.
- District operations, policies, procedures, and goals.
- Categorical program compliance and accounting regulations.
- Federal, state, and local laws and regulations applying to school district financial operations **and student attendance**.
- Computer applications and systems, including proficiency in Excel, Power Point, Word, and Oracle experience preferred.
- Accurate and reliable record-keeping procedures.
- Principles of effective management and evaluation practices.
- Conflict management and problem-solving strategies.
- Strong oral and written communication skills.

Ability to:

- Plan, organize, supervise, and prioritize all accounting and payroll, **and student attendance** functions.
- Interpret and explain complex and detailed information, apply rules, regulations, and District policies.
- Comply with all legal requirements.
- Read and understand complex financial and technical materials.
- Prepare complex financial and statistical computer spreadsheets and public presentations.
- Prepare, write, and present financial reports.
- Analyze situations accurately and adopt an effective course of action.
- Establish and maintain effective working relationships.
- Use good judgment.
- Follow written and oral instructions.
- Meet rigid schedules and time lines.
- Operate a personal computer and other office machines.
- Train and supervise professional, technical, paraprofessional, and clerical staff.

DIRECTOR OF ACCOUNTING, PAYROLL, AND STUDENT ATTENDANCE (CONTINUED)

KNOWLEDGE AND ABILITIES: (continued)

Ability to: (continued)

- Manage time effectively.
- Communicate effectively orally and in writing.
- Perform the essential responsibilities and work tasks of the position.
- Work independently.
- Work in busy, noisy environment under pressure.
- Manage multiple projects simultaneously.

EDUCATION AND EXPERIENCE:

~~A high school diploma, or equivalent, and three (3) years of relevant work experience in accounting and/or payroll or related field, and a Bachelor's degree in accounting, finance or related field, and three (3) Ten (10) years of relevant related work experience in accounting, and/or payroll and/ or public financial management or closely related field is required may be considered in lieu of a Bachelor's degree.~~ **A Professional Accounting Certification (CPA/CFA) is preferred.** Experience in school district accounting and payroll is preferred.

LICENSES AND OTHER REQUIREMENTS:

- Valid California driver's license required.
- Must have the ability to obtain and maintain vehicle insurance under the District's vehicle insurance policy.

WORKING CONDITIONS:

Environment:

- Typical office/school environment.
- Frequent travel to and between school sites and community agencies.

Physical Abilities:

- Hearing and speaking accurately to exchange information and make presentations.
- Seeing to read a variety of complex materials and drive a vehicle.
- Sitting or standing for extended period of time.
- Lifting or moving objects, normally not exceeding ~~twenty (20)~~ **thirty (30)** pounds.

Reasonable ~~a~~Accommodation may be made to enable a person with a disability to perform the essential functions of the job ~~with or without reasonable accommodation~~ **pursuant of the formal Interactive Process.**

Board Approved: 2/23/16 (11/03)

AGENDA ITEM BACKUP SHEET
June 26, 2018

Board Meeting

TITLE: **Approval of Revised Job Description: Coordinator of Visual and Performing Arts**

ITEM: **Consent**

SUBMITTED BY: **Mark McKinney, Associate Superintendent, Human Resources**

BACKGROUND INFORMATION:

The purpose of this agenda item is to seek Board approval of the revised job description: Coordinator of Visual and Performing Arts (VAPA). This position will report to the Deputy Superintendent, Educational Services/designee. The Coordinator of Visual and Performing Arts will develop, organize, plan, and coordinate various special projects and events in the field of VAPA.

ITEM SUMMARY:

- Revised job description of Coordinator of Visual and Performing Arts (VAPA) will enhance overall SAUSD student participation in the music educational program.

RATIONALE:

The Coordinator of Visual and Performing Arts will implement and coordinate a Music Education program designed to assure maximum participation from students in the Santa Ana Unified School District. The position will manage the daily operational needs of the Division, while seeking ways to enhance overall student participation and program efficiency.

The new job description is attached.

FUNDING:

General Funds: Certificate Manager Salary Schedule: Level 42, \$9,563 - \$10,853 (monthly)

RECOMMENDATION:

Approve the revised job description: Coordinator of Visual and Performing Arts.



SANTA ANA UNIFIED SCHOOL DISTRICT

COORDINATOR OF VISUAL AND PERFORMING ARTS

JOB SUMMARY: BASIC FUNCTION:

Under the direction of the ~~Chief Academic Officer~~ Deputy Superintendent, Educational Services/designee, develop, organize, implement and coordinate a **Musie Visual and Performing Arts** Education program designed to assure maximum participation from students in the Santa Ana Unified School District; plan and coordinate various special projects and events as assigned; ~~assist in areas such as Child Welfare and Attendance as assigned.~~

REPRESENTATIVE DUTIES:

- Plan, organize and coordinate the program of instruction designed to carry out the objectives of the music curriculum; plan and coordinate Special Programs and Events as directed. **E**
- **Serve as visual and performing arts liaison to all schools in the District. E**
- Schedule, supervise directly and evaluate the elementary music teachers; assist in the evaluation of secondary music teachers; assist in selecting candidates for teaching and accompanying positions providing input through interviewing candidates and reviewing their applications; advise and assist in the selection, placement and evaluation of music teachers at the secondary level and in the design and evaluation of secondary music programs. **E**
- Provide for the availability of adequate facilities for music instruction. **E**
- Direct the preparation of instructional guides, courses of study, curriculum, bulletins and other printed materials used by music teachers. **E**
- Supervise the selection of books, equipment and supplies. **E**
- **Develop, monitor, and evaluate programs and activities in the visual and performing arts. E**
- Prepare and administer the budget for the music department including supplies, equipment, instruments, books and other items. **E**
- Provide direction and planning of co-curricular and enrichment activities such as District-wide vocal and instrumental music festivals. **E**
- Provide leadership in organizing and carrying out in-service training programs for the professional staff. **E**

COORDINATOR OF VISUAL AND PERFORMING ARTS (CONTINUED)

REPRESENTATIVE DUTIES: (continued)

- **Organize, coordinate, and integrate visual and performing arts programs and services to respond to the needs and strengths of each campus. E**
- Maintain liaison between the District and community professional and cultural organizations; represent the District to the music community. E
- Serve as a central clearinghouse for concert dates and arrange schedules for in-school as well as out-of-school programs. E
- Interpret and represent the total music education program to administrators in the Central Office, principals, teachers and the general public. E
- Maintain control over music equipment and instruments, their acquisition, repair, tuning and assignment. E
- **Collaborate with visual and performing arts teachers to plan and produce District wide performances and special events designed to showcase the abilities and talents of SAUSD students K-12. E**
- ~~Assist in areas such as Child Welfare and Attendance as may be assigned.~~
- Perform related duties as assigned.

KNOWLEDGE AND ABILITIES:

Knowledge of:

- Vocal and instrumental music education methods and practices.
- Instructional materials for music education.
- School District organization, operations and objectives.
- Applicable federal, state, local laws and Education Code.
- City and community cultures.
- Student needs of differing socioeconomic and ethnic backgrounds.
- Technology.
- State standards and assessments and multiple measures.

Ability to:

- Demonstrate competence as a performer, conductor, clinician and teacher in both vocal and instrumental music education.
- Plan and supervise work.
- Train and supervise personnel.
- Maintain records and prepare reports.
- Communicate effectively both orally and in writing.
- Plan and coordinate special events.

COORDINATOR OF VISUAL AND PERFORMING ARTS (CONTINUED)

KNOWLEDGE AND ABILITIES:

Ability to: (continued)

- Function within appropriate line-staff relationships.
- Work effectively with administrators, staff, parents and community and in multicultural and bilingual environments.
- Effectively interpret and analyze data and/or assessments.
- Perform the essential functions of the job.

EDUCATION AND EXPERIENCE:

Any combination equivalent to Master's degree in a music specialty area or music education and five years teaching and/or administrative experience in the field of music education.

LICENSES AND OTHER REQUIREMENTS:

- Valid California Teaching Credential in Music.
- California Administrative Credential.
- Valid California driver's license.
- Biliterate (English/Spanish) desirable.

WORKING CONDITIONS:

Environment:

- Office environment.
- Driving a vehicle to conduct work.
- Frequent evening duties.

Physical Abilities:

- Hearing and speaking to accurately exchange information and make presentations.
- Seeing to read a variety of materials and drive a vehicle.
- Sitting or standing for extended periods of time.
- Bending at the waist, kneeling or crouching to file materials.
- Lifting or moving objects, normally not exceeding ~~twenty (20)~~ **thirty (30) pounds.**

Reasonable accommodation may be made to enable a person with a disability to perform the essential functions of the job. **pursuant to the Informal Interactive Process.**

AGENDA ITEM BACKUP SHEET
June 26, 2018

Board Meeting

TITLE: **Approval of Personnel Calendar Including the Transition of Specific Staff Members with such Topics as: Hiring, Promotions, Transfers, Resignations, Retirements, and Leaves**

ITEM: **Consent**

SUBMITTED BY: **Mark A. McKinney, Associate Superintendent, Human Resources**

BACKGROUND INFORMATION:

The purpose of this agenda item is to seek Board approval of the Personnel Calendar including the transition of specific staff members with such topics as: hiring, promotions, transfers, resignations, retirements, and leaves.

ITEM SUMMARY:

- Contained within the Personnel Calendar are 5 new hires for SAUSD, including:
 - Custodians – 3
 - Preschool Teacher – 1
 - Program Specialist – 1

RATIONALE:

Board approval of the Personnel Calendar is required for all Certificated and Classified personnel reports, non-confidential leaves of absences, and effective dates of resignations and retirements.

FUNDING:

No fiscal impact.

RECOMMENDATION:

Approve the Personnel Calendar including the transition of specific staff members with such topics as: hiring, promotions, transfers, resignations, retirements, and leaves.

CERTIFICATED PERSONNEL CALENDAR

**Personnel Calendar
Board Meeting - June 26, 2018**

LAST NAME	POSITION	SITE	EFF. DATE	COMMENTS
RESIGNATIONS				
Anderson, Sarah	Teacher	Esqueda	June 1, 2018	
Koukios, Karli	Teacher	Taft	June 1, 2018	
Mulholland, Tracy	Teacher	Lathrop	June 1, 2018	
Rivas, Claudia	Librarian	Godinez	June 15, 2018	
Salway, Andrew	Teacher	Segerstrom	June 1, 2018	
	Speech and Language Pathologist			
Schulte, Janet		Speech Department	June 1, 2018	
NEW HIRES/RE-HIRE				
Smith, Vanessa	Program Specialist	Special Education	June 11, 2018	New Hire - Probationary I
CHANGE IN STATUS				
Delgado, Tara	Counselor	Santiago	January 11, 2018	From Temporary 44909 to Probationary I
Diamond, Haylee	Teacher	Special Education	January 17, 2018	From Temporary 44909 to Probationary I
RETIREMENT 2017-18 (CORRECTION ON LAST DAY)				
La Frossia, Maria	Teacher	MacAthur	June 1, 2018	

CERTIFICATED PERSONNEL CALENDAR

Personnel Calendar

Board Meeting - June 26, 2018

LAST NAME	POSITION	SITE	EFF. DATE	COMMENTS
39-MONTH REEMPLOYMENT				
Keefe, Robin	Teacher	Washington	May 30, 2018 - August 30, 2021	
APPROVAL TO REQUEST A WAIVER FOR EL AUTHORIZATION FOR THE 2018-19 SCHOOL YEAR				
Guardado, Luis		Santa Ana		
SUMMER SCHOOL 2017-18				
Bravo, Alexandra		Santa Ana		
Cantu, Malissa		Segerstrom		
Fitzgerald Jimenez, Crystal		Lorin Grisct		
Gallardo, Eddie		Santa Ana		
Gardea, Jesenia		Santa Ana		
Gomez, Adrian		Segerstrom		
Kim, Duy		Lorin Grisct		
Llopis, Richard		Century		
Peterson, Erik		Godinez		
Petrova, Nikolina		Lorin Grisct		
Pham, Vikki		Santa Ana		
Rivera, Zayra		Lorin Grisct		
Yetko, Claire		Century		
Young, Jeffrey		Century		
Yusi, Christopher		Godinez		

CERTIFICATED PERSONNEL CALENDAR

**Personnel Calendar
Board Meeting - June 26, 2018**

LAST NAME	POSITION	SITE	EFF. DATE	COMMENTS
SUMMER EXTENDED SCHOOL YEAR (ESY) TEACHERS				
Clupper, Michael		Century		
Gonzalez, Angelica		McFadden		
Guzman, Allison		Washington		
Hazelwood, Debby		Century		
Muller, Helen		Saddleback		
Leonard, Sean		Godinez		
Peterson, Brandon		Godinez		
Shanks, Saldetor		Godinez		
SUMMER EXTENDED SCHOOL YEAR (ESY) TEACHER - CHANGE IN SITE				
Alvarez, Eliana		From Muir to Washington		
SUMMER SCHOOL PRINCIPALS				
Correa, Gerardo		Segerstrom		
Harper, Anne		Century		
Jackson, Annette		Godinez		
Lee, Michael		Godinez		
Mherian, Gamila		Saddleback		
Michael, David		Century		
Shalash, Anuar		Santa Ana		
Tennelle, Ivori		Valley		
Tran, Ngoc		Valley		

CERTIFICATED PERSONNEL CALENDAR

**Personnel Calendar
Board Meeting - June 26, 2018**

LAST NAME	POSITION	SITE	EFF. DATE	COMMENTS
SUMMER SCHOOL PRINCIPALS (Continued)				
Werner, Scott		Century/ Segerstrom		
Zamudio, Felipe Jr.		Godinez		
SUMMER SCHOOL COUNSELORS				
Aguirre, Martha		Saddleback		
Carrillo, Marylou		Santa Ana		
Castillo, Leslie		Segerstrom		
Castro, Elizabeth		Godinez		
Cervantes, Maria del Lourdes		Santa Ana		
Chavez, Veronica		Godinez		
DiLullo, Aimee		Valley		
Gonzalez, Frankie		Segerstrom		
Griset-Villanueva, Gabrielle		Segerstrom		
Guillen, Andres		Valley		
Gurski, Berenice		Santa Ana		
Hall, Matthew		Godinez		
Hernandez, Tomas		Century		
Holguin, Michelle		Godinez		
Lara, Maria		Segerstrom		
Mejia, Monica		Segerstrom		
Menchaca, Beau		Century		

CERTIFICATED PERSONNEL CALENDAR

**Personnel Calendar
Board Meeting - June 26, 2018**

LAST NAME	POSITION	SITE	EFF. DATE	COMMENTS
SUMMER SCHOOL COUNSELORS (Continued)				
Nunez, Isabel		Santa Ana		
Padilla, Alejandro		Valley		
Perez, Sandra		Valley		
Perez, Veronica		Santa Ana		
Ridoutt-Schonborn, Arlette		Santa Ana		
Sachs, Stephanie		Saddleback		
Sanchez, Marta		Century		
Valenzuela, Alba		Godinez		
Vazquez, Mireya		Century		
Villarreal, Nancy		Saddleback		
Whitehead, Cheri		Santa Ana		
EXTENDED WORK YEAR 2017-18				
Loftus, Karen	Nurse	Early Childhood Education	June 18, 2018 - June 29, 2018	10 Additional Days
EXTRA DUTY				
Smith, Gladys	Nurse	Early Childhood Education	June 4, 2018 - June 30, 2018	
Smith, Gladys	Nurse	Child Development	July 2, 2018 - August 7, 2018	

CLASSIFIED PERSONNEL CALENDAR

Personnel Calendar

Board Meeting - June 26, 2018

LAST NAME	POSITION	SITE	EFF. DATE	COMMENTS
RETIREMENTS				
Gomez, Patricia	Parent Family Community Coordinator	Community Relations	June 15, 2018	
Hanson, Victoria	Instr. Asst. Special Ed.	Taft	July 24, 2018	
Ledesma, Susan	School Office Mgr. Elem.	Taft	July 2, 2018	
Richardson, Marianne	Library Media Technician	Santiago	July 9, 2018	
RESIGNATIONS				
Aleman, Eleuteria	Activity Supervisor	Lowell	May 31, 2018	
Ariaz, Ashlee	SSP Special Ed.	Mitchell	July 20, 2018	
Guillen Arce, Maria	Activity Supervisor	Garfield	May 31, 2018	
Lopez, Cecilia	Nutrition Svcs. Assistant	Saddleback	May 31, 2018	
Madrigal Vazquez, Lizbeth	School Account Clerk	Godinez	June 15, 2018	
Sjule, Kelli	After School Instr. Provider	MacArthur	June 8, 2018	
39 MONTH REEMPLOYMENT (100 Day Differential)				
Ocampo, Laura	Nutrition Services Assistant	Valley	May 30, 2018	
PROBATIONARY APPOINTMENTS				
Beltran, Gustavo	Custodian	Building Services	June 27, 2018	Grade/Step 23/1 + Diff.
Estolano-Castro, Alma	Custodian	Building Services	June 27, 2018	Grade/Step 23/1 + Diff.

CLASSIFIED PERSONNEL CALENDAR

Personnel Calendar

Board Meeting - June 26, 2018

LAST NAME	POSITION	SITE	EFF. DATE	COMMENTS
PROBATIONARY APPOINTMENTS (Continuation)				
Hernandez, Antonio	Custodian	Building Services	June 27, 2018	Grade/Step 23/1 + Diff.
Reyes, Silvia	Preschool Teacher	ECE	June 1, 2018	Grade/Step III C/1
PROMOTIONAL APPOINTMENTS				
Quintero Rodelo, Roberto	Painter	Building Services	June 27, 2018	From Maintenance Worker I Grade/Step 26/6 to Grade/Step 34/3
REASSIGNMENTS				
Almendarez, Susana	Nutrition Services Assistant	Santa Ana	August 9, 2018	From Nutrition Services
Banda, Vanessa	Nutrition Services Assistant	Santa Ana	August 9, 2018	From Godinez
Barrett, Shawn	Custodian	Madison	June 4, 2018	From Saddleback
Garcia, Rosa	Nutrition Services Assistant	Santa Ana	August 9, 2018	From Lincoln
Jacobo, Maricela	Nutrition Services Assistant	Santa Ana	August 9, 2018	From Godinez
Resendez, Martha	After School Instr. Provider	Washington	January 8, 2018	From Roosevelt

CLASSIFIED PERSONNEL CALENDAR

Personnel Calendar

Board Meeting - June 26, 2018

LAST NAME	POSITION	SITE	EFF. DATE	COMMENTS
REASSIGNMENTS (Continuation)				
Visoso, Janet	Nutrition Svcs. Ld. Prod. Kitchen	Saddleback	August 9, 2018	From Nutrition Services
Zuniga, Yolanda	Nutrition Services Assistant	Santa Ana	August 9, 2018	From Nutrition Services
TEMPORARY ASSIGNMENTS				
Andrade, Santiago	Plant Custodian Inter.	MacArthur	June 4, 2018 - June 15, 2018	Grade/Step 32/3
Chavarria, Luis	Plant Custodian Elem.	Edison	June 1, 2018 - June 14, 2018	Grade/Step 28/2
Lara, Nellie	Lead Credentials Technician	Human Resources	June 1, 2018 - June 12, 2018	Grade/Step 34/6 + Bil.
Nieto, Cesar	Plant Custodian Elem.	Wilson	June 4, 2018 - June 15, 2018	Grade/Step 28/6
Pulido, Daniel	Plant Custodian Inter.	Lathrop	June 4, 2018 - June 11, 2018	Grade/Step 32/4
Quintero Rodelo, Roberto	Painter	Building Services	June 11, 2018 - June 26, 2018	Grade/Step 34/4
Torres, Elizabeth	Autism Paraprofessional	Century	February 27, 2018 - April 24, 2018	Grade/Step 24/1
Vega, Emanuel	Plant Custodian Inter.	Sierra	June 14, 2018 - June 19, 2018	Grade/Step 32/6

CLASSIFIED PERSONNEL CALENDAR

**Personnel Calendar
Board Meeting - June 26, 2018**

LAST NAME	POSITION	SITE	EFF. DATE	COMMENTS
BILINGUAL COMPENSATION				
Delgado, Juan	District Safety Officer	Lathrop	June 1, 2018	
SHORT TERMS				
Bruhl, Karla	Preschool Teacher	EL Programs	June 4, 2018 - June 29, 2018	\$27.28
Guilbert, Clemencia	Bilingual Technician	Mitchell	June 11, 2018 - June 29, 2018	\$32.40
Pulido, Rocio	Bilingual Technician	Mitchell	June 11, 2018 - June 29, 2018	\$29.39
Salas, Martha	Bilingual Technician	Mitchell	June 11, 2018 - June 29, 2018	\$30.85

AGENDA ITEM BACKUP SHEET
June 26, 2018

Board Meeting

TITLE: Local Control Accountability Plan Approval

ITEM: Action

SUBMITTED BY: Sonia R. Llamas, Ed.D., L.C.S.W., Assistant Superintendent, K-12
 School Performance and Culture

BACKGROUND INFORMATION:

The purpose of this agenda item is to seek Board approval of the Local Control Accountability Plan (LCAP) public forum.

ITEM SUMMARY:

Districts are required to hold one public hearing to discuss and adopt their LCAPs.

RATIONALE:

A public hearing was approved at the June 12, 2018 Board meeting. The purpose of the public forum was to solicit recommendations and comments regarding the Local Control Accountability Plan. The LCAP is intended to ensure school districts provide a high quality instructional program for all students, and to ensure students leave our schools college and career ready. The LCAP is required to address eight priorities outlined by the state: basic services, implementation of Common Core State Standards, course access, student achievement, parental involvement, student engagement, school climate, and other student outcomes.

LCAP goal 1.1: "Provide equitable student access to a rigorous standards-based, instructional program that includes, but is not limited to high quality instruction, instructional materials, academic supports, and technology-based resources."

FUNDING:

Not Applicable

RECOMMENDATION:

Approve the Local Control Accountability Plan.

Local Control Accountability Plan and Annual Update (LCAP) Template

[Addendum](#): General instructions & regulatory requirements.

[Appendix A](#): Priorities 5 and 6 Rate Calculations

[Appendix B](#): Guiding Questions: Use as prompts (not limits)

[LCFF Evaluation Rubrics](#): Essential data to support completion of this LCAP. Please analyze the LEA's full data set; specific links to the rubrics are also provided within the template.

LEA Name	Contact Name and Title	Email and Phone
Santa Ana Unified School District	Sonia R. Llamas, Ed.D., L.C.S.W. Assistant Superintendent, K-12 School Performance and Culture	sonia.llamas@sausd.us (714) 558-5503

2017-20 Plan Summary The Story

Describe the students and community and how the LEA serves them.

Founded in 1888, the Santa Ana Unified School District is the seventh largest school district in the State of California and the largest district in Orange County, providing education services to approximately 48,000 students, TK-12, in 61 schools, and the second largest employer in Santa Ana, providing job opportunities to approximately 4000 employees. There are thirty-seven elementary schools, nine intermediate schools and seven high schools, six traditional comprehensive high schools and one early college high school on the campus of Santa Ana College. SAUSD also offers three Educational Options schools, one dependent charter, one Deaf and Hard of Hearing Resource Center, two Early Childhood Education Programs, Workability Program, Adult Transition Program and one Early Learner Childhood Education Special Needs Developmental Center. Ninety-six percent of our students are Hispanic, with 1.9% being Asian and 2.0% Other. Approximately 60% of SAUSD students are English learners. Spanish, Vietnamese, and Khmer are the most common languages spoken at home. Approximately 87% of the SAUSD student population are designated as coming from low-income families.

The Santa Ana Unified School District Board of Education Vision and Mission reflect the district path to providing a world-class education to ensure all students are college and career ready and prepared to assume the role as part of the global community. We work collaboratively with staff, parents and the community to strengthen a learning environment focused on raising the achievement of all students and preparing them for success in college and career. We assure well-rounded learning experiences which prepare our student for success. We engage, inspire and challenge all of our students to become productive citizens, ethical leaders, and positive contributors to our community, country and a global society.

LCAP Highlights

Identify and briefly summarize the key features of this year's LCAP.

The Local Control Accountability Plan (LCAP) provides specific action steps required to support the goals we have for all students.

The SAUSD Strategic Goals: The District's strategic goals maintain the focus of and coherence among the District's educational programs and services. All LCFF supplemental/ concentration fund allocations align with the District's four strategic goals.

The new features of the 2018-19 LCAP are:

The shift from 3 to 4 goals in order to differentiate more clearly between core and supplemental services. The goals have been modified in response to our Stakeholder input process so that a greater emphasis can be put on communication and collaboration processes that foster parent and community engagement and establish clearer transparency at all stakeholder levels. Professional Development has been included as a separate action for each goal. Our internal process will allow us to identify the specific goal and action that each professional development expenditures supports.

Goal 1: All Students will have equitable access to a high-quality core curricular and instructional program.

- Maintain adopted math curriculum and materials with planning for ongoing professional development and coaching.
- Provide professional development to support the adopted ELA/ELD curriculum and materials.
- Expand preschool and other early literacy efforts through expansion of preschool classrooms and coordination of the Santa Ana Early Literacy Initiative.
- Expand CTE pathways, including addition of multiple intermediate school pathways in articulation with existing high school programs.
- Launch of an instructional leadership cycle to develop clarity of instructional vision and goals and establish Key Performance Indicators across school sites.

Goal 2: Establish collaboration and communication across all levels to support and promote engagement and school connectedness amongst students, staff, families and community.

- Maintain sports program at all intermediate schools to support student engagement in extra-curricular activities.
- All elementary, intermediate and high schools will have established site wellness centers to support ALL parents with resources to improve communication and collaboration with school sites in order to increase academic, behavioral and social emotional outcomes for their child/children.
- Expansion of Circulos grade level offering place-based learning experiences at three sites.
- Expansion of Dual Enrollment offerings across the district.
- Development of a Virtual School to provide increased access to enrichment and elective course options and to accelerate core academic completion.

Goal 3: Cultivate and maintain a healthy, safe, secure, and respectful school and working environment for all.

- Recruit and develop new partnerships with community agencies to increase restorative practices and violence prevention in schools.
- Expand Trauma Informed Practices Pilot at newly identified schools.
- Implementation of the i3 Safe Schools grant to increase access to schools for Positive Behavior Intervention and Supports (PBIS) and restorative practices to improve fidelity of implementation to create a positive school climate for ALL.
- Deliver social emotional learning curriculum to ensure Universal Tier 1 support for students.
- Activity supervisor's hours increased at all sites to ensure student safety.

- Emergency response and preparedness added to support site to district communication in case of disaster or critical incident.
- Create a plan and comprehensive vision of classified staff development across all departments.

Goal 4: Implement a robust Multi-Tiered System of Support (MTSS) framework that provides timely and responsive support to targeted students within identified subgroups to meet individual academic, behavioral and social-emotional learning (SEL) needs.

- Recruit and develop new partnerships with community agencies to increase restorative practices and violence prevention in schools for students in need of Tier 2 and 3 interventions.
- Provide students who require additional ongoing support with mental health counseling by expanding community agencies partnership and internal mental health clinicians.
- Continue implementation of the i3 Safe Schools grant to increase access to schools for Positive Behavior Intervention and Supports (PBIS) and restorative practices to targeted subgroups.
- Creation of District level MTSS team to review and streamline targeted academic, behavior and social emotional structures, supports and resources.
- Participation in California Scale UP MTSS Statewide Training Initiative (SUMS) in order to restructure systems of support in the areas academic, behavior and social emotional learning.
- Expand support to foster students and their families by implementing tutorial programs, field trips and monthly leadership. Expansion of Elementary YOLO (Youth Outreach Leadership Opportunities).
- YOLO pilots at targeted elementary sites to support foster students.
- Provide and maintain differentiated expanded services/supports for identified high need schools identified on the California Dashboard.
- Expansion of speech and debate to accommodate more student participants, to add additional schools, including expansion into the upper high school grades.
- Develop a set of high quality Tier 2 and Tier 3 intervention supports in literacy and numeracy at all grade levels.
- Maintain sports program at all intermediate schools to support student engagement in extra-curricular activities.

Review of Performance

Based on a review of performance on the state indicators and local performance indicators included in the LCFF Evaluation Rubrics, progress toward LCAP goals, local self-assessment tools, stakeholder input, or other information, what progress is the LEA most proud of and how does the LEA plan to maintain or build upon that success? This may include identifying any specific examples of how past increases or improvements in services for low-income students, English learners, and foster youth have led to improved performance for these students.

Greatest Progress

State Priorities –

Priority 1 – Basic Conditions of Schools

- School facilities are continually maintained and have been improved. This year we have completed construction of the Mitchell Child Development Center, Valley High School portable to permanent wing addition, Central District Wellness Center at Lathrop Intermediate School, and Santa Ana Kitchen and Renovation.

Priority 2 – Implementation of the State Academic Standards

- Adoption and professional development of new instructional materials in Mathematics.
- Selection of our new ELA adoption for the upcoming year.
- 16 of the 23 indicators are in Full implementation

- Language Arts/ELD – Doing adoption this year, implementation next year. Framework training has already occurred for piloting teachers and in planning stages for all teachers.
- ELD Intervention – Fully adopted, ongoing training opportunities for teachers as a group and also to meet individual teacher needs.

Priority 3 – Parent Engagement:

- Parent engagement/education courses offered at all schools K-12
- Increased parent engagement and survey participation on the California School Parent Survey (CSPS) which increased from 9,057 in 2015 to 17,857 parent respondents in 2017.
- On the CSPS, 90% or more parents agree or strongly agree that schools allow input and welcome parent contributions, encourage parents to be an active partner with the school, feel welcome to participate at school, and they are treated with respect.

Priority 4 – Academic Indicators

- College Readiness ELA has been maintained as well with 38% in 2015 to 41% in 2016 and 39% in 2017
- EL Redesignation rate increased from 61% in 2014 to 66% in 2017
- Maintained status on the English Learner Progress Indicator on the CA School Dashboard
- Increased 3rd grade foundational reading from 32% in 2015 to 37% in 2017 as measured by DIBELS Next

Priority 5 – Chronic Absence Indicator/ Graduation Rate Indicator

- Maintained high attendance at 97% in 2016
- Reduced the Drop Out Rate from 6.2% to 4.3% in 2016
- Increased High School Graduation Rate from 89% to 92% in 2016
- 2017 Chronic absentee rate of 6.3% which is 4.5% lower than state and 1.5% lower than Orange County

Priority 6 – Suspension Rate Indicator

- Reduced student suspension rates from 7% in 2012 to 3.3% in 2017
- Maintained low expulsion rate of 0.05% in 2017

Priority 7 – College/Career Indicator

- Increased Dual Enrollment opportunities at all high schools with the "College Now" program Early College at Century and Godinez
- Increased Advance Placement course enrollment from 23% in 2014 to 27.6% in 2017
- Expanded CTE Pathways at high schools, intermediate and elementary schools
- International Baccalaureate Program established at Saddleback HS with 6 year WASC accreditation
- Early College models at Century HS and Godinez HS
- Increased Post-secondary enrollment from 70% (2016) to 80% (2017)

Priority 8 – Local Indicators

- Reduced the ratio of Students to Technology from 2:1 in 2015 to .95:1 in 2017
- Increased Dual language with the restructuring of Spurgeon Intermediate into a K-8 Dual Language Immersion school with Romero Cruz Elementary
- SANArts VAPA Conservatory at SAHS
- Godinez Fundamental received a 6 year WASC Accreditation
- Thorpe and Muir Fundamental named as California Distinguished Schools

The LEA will maintain and build on the success by continuing to provide focus on 21st century instruction and outcomes, to support all students at all grade levels. A systemic approach will be used in the upcoming years to ensure alignment across the LEA. Higher Education Institutions, community agencies and parents will be engaged to ensure our students are provided the needed resources to ensure that they receive the supports needed to reach their full academic, career and social emotional capacities.

Referring to the LCFF Evaluation Rubrics, identify any state indicator or local performance indicator for which overall performance was in the "Red" or "Orange" performance category or where the LEA received a "Not Met" or "Not Met for Two or More Years" rating. Additionally, identify any areas that the LEA has determined need significant improvement based on review of local performance indicators or other local indicators. What steps is the LEA planning to take to address these areas with the greatest need for improvement?

Greatest Needs

According to the California School Dashboard, SAUSD had a decrease from 2016 to 2017 in the Academic Indicators in English Language Arts (ELA) and Mathematics, as measured by students' average score distance from Level 3 or distance from "Standard Met." In ELA, the Dashboard shows that for All Students, our overall performance fell within the Low (Orange) category, currently 56.2 points below Level 3 having declined by 5.2 points from the previous year. In Mathematics, the Dashboard indicates that for All Students, we were 67.3 points below level 3 having declined by 2.8. Further, we have seen a decrease in algebra readiness from 42.6% (2016) to 37.5% (2017) and algebra proficiency from 32.7% (2016) to 31.5% (2017).

Per our dashboard results, we have student groups in the Red or Orange category for the following indicators:

Academic Indicator ELA (2016-17):

- Red: students with disabilities, English learners, foster youth, homeless, and American Indian
- Orange: Socioeconomically disadvantaged, African American, Hispanic.

Academic Indicator Math (2016-17):

- Red: students with disabilities and foster youth
- Orange: English learners, homeless, socioeconomically disadvantaged, African American, American Indian, Hispanic

Suspension Rate (2016-17):

- Orange: Homeless, students with disabilities, African American, Two or more Races

Additionally, we noticed a decrease in our local measures for percent of students ready for algebra (from 42.6% to 37.5%) and percent of students who were algebra proficient (from 32.7% to 31.5%).

We have continued to maintain our focus through our English Language Learner Task Force to identify strategies and professional development needed to better support the reclassification of our students within five years of arrival in our schools. In ELA, in addition to continuing our focus on early literacy, we will also make literacy intervention a priority at the secondary level. Providing additional PreK learning opportunities in our community continues to remain a high priority. The Literacy Task Force continues to identify additional areas of need, such as the secondary literacy focus mentioned earlier, and recommends instructional strategies to ensure that students receive supports to learn to read with high level of comprehension. Curriculum specialist of Mathematics provide support in the areas of algebra readiness and algebra proficiency. These curriculum specialists continue to provide the necessary training and coaching needed to support the implementation of the SAUSD adopted College Preparatory Mathematics program which addresses algebraic thinking for grades 6-Algebra 2 and the Houghtin-Mifflin/Harcourt Math Expressions for grades K-5 which provides a balance of mathematical rigor, conceptual understanding, and problem solving applications as well as an on-line adaptive learning program. Secondary teachers received 8

days of professional development to support effective implementation of the adopted core mathematics program including differentiation and interventions included within the core programs. Elementary teachers have received one day regarding core mathematics program implementation and have been offered professional development to support intervention and differentiation of instruction within the core program. In partnership with Irvine Mathematics Project, K-8th grade teachers have received support focused around effective conceptual understanding of mathematics concepts and the use of manipulatives and visual tools. To improve ELA, we have adopted new curriculum for all grade levels that will be implemented in the 2018-2019 school year. In addition, the iLit and IELL core replacement programs have been purchased to address the needs secondary level English learners, and struggling readers who are reading at or below the second grade level. This program is provided to students who meet the academic criteria who are within all sub-groups and ethnicities including students with disabilities, English learners, foster youth, homeless, and socio-economically disadvantaged students. The district has established an MTSS Leadership Team. Through this MTSS initiative, SAUSD will focus on ensuring that tiered supports are in place for students to address identified needs in mathematics and ELA. Through our MTSS process, we will establish universal screening tools in order to identify students in need of Tier 2 and 3 ELA and mathematics support as well as intervention materials. Timely identification of student need and provision of intervention and differentiated supports will address the needs of all student groups, particularly students with disabilities, foster youth, English learners, socioeconomically disadvantaged, African American, American Indian and Hispanic students. To address the continued need to reduce suspensions for our homeless, students with disabilities, African American, and students who identify with two or more races, SAUSD will continue to expand and refine restorative practices, PBIS strategies, MTSS tiered supports in order to provide culturally responsive and trauma informed services, alternatives to suspensions and SEL. District leadership and support will focus on providing schools with the structures and resources necessary to improve our indicators on the Dashboard. Schools will be identified based on Dashboard indicators, to receive additional support in the forms of professional development, supplemental curriculum and/or additional personnel such as a TOSA, counselor, academic content coach, etc. based on areas of need.

Referring to the LCFF Evaluation Rubrics, identify any state indicator for which performance for any student group was two or more performance levels below the "all student" performance. What steps is the LEA planning to take to address these performance gaps?

Performance Gaps

Though SAUSD did not have any student groups that were two or more performance below the "all student" performance, we did have a number of student groups that were one performance level below the "all student" performance. We will monitor the following indicators and student groups to ensure that we are close performance gaps and achieve our desired results.

- Suspension Rate (2016-17). All Students is Yellow. Homeless is Orange. Students with Disabilities is Orange. African American is Orange. Two or More Races is Orange.
- Graduation rate (2015-16). All Students is Green. Students with Disabilities is Yellow.
- Academic Indicator – ELA (2016-17). All Students is Orange. English Learners + 4 years RFEF is Red. Homeless is Red. Students with Disabilities is Red. American Indian is Red.
- Academic Indicator – Math (2016-17). All Students is Orange. Foster Youth is Red. Students with Disabilities is Red.

The LEA newly adopted core Mathematics and ELA curriculum programs include differentiation strategies to support English learners and students with disabilities. Cultural responsive pedagogy and trauma informed care are being infused into the instructional program through restorative

practices and PBIS implementation. These supports are designed to support fragile populations including students with disabilities, homeless, foster youth, and American Indian groups. These initiatives will improve the academic performance in ELA and mathematics, reduce the suspension rate, and increase the graduation rate for these sub-groups. Overall, the LEA has a low rate of suspension, however, two subgroups, homeless and students with disabilities students are two subgroups are identified as Orange in this area. The LEA continues the expansion of a full inclusion model to ensure that students with Disabilities receive access to grade level standards. Initial data for the students in a full inclusion model is promising in both academic and social emotional measures. Additionally, our students will receive extended learning time through after school and Saturday intervention, and both credit recovery and enrichment summer programs. Another area where there is a gap in performance is in the area of suspensions for two subgroups of students. The Trauma Informed Practices Pilot has been established to install the necessary supports to decrease suspensions within all subgroups, particularly for students with disabilities and African American students.

If not previously addressed, identify the two to three most significant ways that the LEA will increase or improve services for low-income students, English learners, and foster youth.

Increased or Improved services

In order to maximize academic growth and social emotional wellbeing of all students, SAUSD will prioritize services and resources for low-income students, English learners, and foster youth. The SAUSD will initiate a Multi-Tiered System of Support (MTSS) model ensuring all student subgroups receive rigorous, best first instruction, a comprehensive early literacy and English Learner program while SAUSD assesses and monitors student progress, ensures student connectedness and engagement embedded with timely tiered interventions and supports. Expanded and improved services for English Learners continue to be a major focus for the District. The EL strategic plan guides the development, implementation, and evaluation of EL programs/services. The EL strategic plan includes; ELD standards implementation, utilization of newly adopted instructional materials, structural supports for school master schedules and coordinated and calibrated EL walk-through practices resulting in increased student achievement. To further support academic achievement, 30 hours of structured tutoring will be available to each teacher to support students.

This upcoming year, we will continue to identify the schools with the lowest achievement level in EL, ELA, Math and Suspensions on the California Dashboard, and provide additional support at the school site level to include professional development and coaching in the area of English Learner support such as academic discourse and a differentiated core replacement in alignment with a solid core program. In the past three months, a cadre of District level specialists in the area of curriculum and instruction, special education, social-emotional learning, behavior, and pupil support assessed the greatest needs and established priorities for the upcoming year to improve academic achievement for all students. This cadre of specialists is designing MTSS. MTSS framework focuses on instruction, differentiated learning, individualized student needs, and the alignment of systems necessary for all students' academic, behavioral and social success.

In addition, to meet the need of our students with disabilities, we will be increasing the number of hours from 3 hours to 5.75 hours for Student Support Providers (SSPs). This will provide students with disabilities with the necessary specialized academic, behavior, social-emotional and communication support needed for them to obtain the educational benefit as prescribed in their Individual Education Plan (IEP). Currently, the District assigns 3.75 hours of SSP time to support students in mild/moderate programs. This increase will allow students to receive the additional 2.25

hours of support needed to obtain their full educational benefit. We will continue to expand community partnerships to support and connect our students and families with valuable academic, health, leadership and social-emotional information, resources and assistance.

In addition, all Licensed Vocational Nurses (LVN) will be increased to a 6 hour position. This augmentation in time will assist the District in providing a continuity of health care for our students and increased stability to our nursing staff to support our school sites.

In addition, a social service specialist will be hired to provide intensive case management to foster and homeless students and families with additional access to academic and social emotional support. Also, after careful review of our systems of support it was noted at a Mental health coordinator will be hired for the upcoming year to support expansion of community service providers to support the mental health needs of our students along with integration of trauma informed practices and expansion of tiered services to meet the social emotional needs of our students. For the 2018-2019 School year, SAUSD will create an internal mental health team. We will begin to phase in mental health clinicians to support our elementary schools. This was a need noted by our stakeholders during our listening sessions. Lastly, a behavioral specialist will be hired to support school sites with students manifesting behavioral challenges. These supports will work alongside site administration and support personnel to positively impact the social emotional needs of our students. Lastly, additional support through community partnerships will expand resources to families through our newly established wellness centers on each school site. In addition, the District Wellness Center will serve as the hub to support our SAUSD community.

Budget Summary

Complete the table below. LEAs may include additional information or more detail, including graphics.

DESCRIPTION	AMOUNT
Total General Fund Budget Expenditures For LCAP Year	\$676,343,696.40
Total Funds Budgeted for Planned Actions/Services to Meet The Goals in the LCAP for LCAP Year	\$762,892,776.67

The LCAP is intended to be a comprehensive planning tool but may not describe all General Fund Budget Expenditures. Briefly describe any of the General Fund Budget Expenditures specified above for the LCAP year not included in the LCAP.

All general fund budget expenditures are included in the LCAP with the exception of the State's on-behalf contribution to the California State Teachers' Retirement System (CalSTRS), as well as budget set aside for potential expenditures that are yet to be decided.

The following is a breakdown by fund of planned expenditures in the LCAP:

General Fund \$636,947,746.07
 Charter Schools Special Revenue Fund \$2,803,640.65
 Child Development Fund \$8,859,607.17
 Cafeteria Special Revenue Fund \$41,822,651
 Deferred Maintenance Fund \$10,608,810
 Capital Facilities Fund \$10,033,446.76
 County School Facilities Fund \$20,000

Special Reserve Fund for Capital Outlay Projects \$14,538,487
Capital Project Fund for Blended Component Units \$15,430
Bond Interest and Redemption Fund \$20,814,795
Debt Service Fund \$7,434,752.69
Self-Insurance Fund \$8,993,410.61
Total: \$762,892,776.95

DESCRIPTION	AMOUNT
Total Projected LCFF Revenues for LCAP Year	\$511,168,901.42

Annual Update

LCAP Year Reviewed: 2017-18

Complete a copy of the following table for each of the LEA's goals from the prior year LCAP. Duplicate the table as needed.

Goal 1

All students will demonstrate the knowledge, skills, and values necessary to become productive citizens in the 21st century.

State and/or Local Priorities addressed by this goal:

- Priority 1: Basic (Conditions of Learning)
- Priority 2: State Standards (Conditions of Learning)
- Priority 4: Pupil Achievement (Pupil Outcomes)
- Priority 5: Pupil Engagement (Engagement)
- Priority 7: Course Access (Conditions of Learning)
- Priority 8: Other Pupil Outcomes (Pupil Outcomes)

Local Priorities:

Annual Measurable Outcomes

Expected

Metric/Indicator

Early Literacy | Percent (%) of 3rd graders will be at grade level reading proficiency (foundational skills) as measured by DIBELS Next

17-18

Early Literacy | 40.0% of 3rd graders will be at grade level reading proficiency (foundational skills) as measured by DIBELS Next (Spring 2018)

Baseline

Early Literacy | 37.0% of 3rd graders are at grade level reading proficiency (foundational skills) as measured by DIBELS Next (Spring 2017)

Metric/Indicator

EL Redesignation | Percent (%) of EL students will be reclassified with five (5) years of entering an EL program

Actual

Early Literacy | 36.1% of 3rd graders are at grade level reading proficiency (foundational skills) as measured by DIBELS Next (Spring 2018)

EL Redesignation | 66.0% of EL students were reclassified with five (5) years of entering an EL program (2016-17)

Expected

Actual

17-18

EL Redesignation | 68.0% of EL students will be reclassified with five (5) years of entering an EL program (2016-17)

Baseline

EL Redesignation | 64.2% of EL students were reclassified with five (5) years of entering an EL program (2015-16)

Metric/Indicator

English Learner Progress Indicator (ELPI) per the California School Dashboard

17-18

ELPI | Performance Level of Green (Medium Status, Increased Change) (2015-16)

Baseline

ELPI | Performance Level of Yellow (Medium Status, Maintained Change) (2014-15)

Metric/Indicator

Academic Indicator per the California School Dashboard for grades 3-8 for ELA and Math

17-18

Academic Indicator | ELA Performance Level of Yellow (Low Status, Increased Change) (2016-17) | Math Performance Level of Yellow (Low Status, Increased Change) (2016-17)

Baseline

Academic Indicator | ELA Performance Level of Yellow (Low Status, Increased Change) (2015-16) | Math Performance Level of Yellow (Low Status, Maintained Change) (2015-16)

Metric/Indicator

Algebra Readiness | Percent (%) of 8th graders will score at or above a MAP RIT score of 230 (Spring)

17-18

Algebra Readiness | 41.0% of 8th graders will score at or above a MAP RIT score of 230 (Spring 2018)

ELPI | Performance Level of Yellow (Medium Status, Maintained Change) (2016-17)

Academic Indicator | ELA Performance Level of Orange (Low Status, Decreased Change) (2016-17) | Math Performance Level of Orange (Low Status, Decreased Change) (2016-17)

Algebra Readiness | 37.0% of 8th graders scored at or above a MAP RIT score of 230 (Spring 2018)

Expected

Actual

<p>Baseline Algebra Readiness 37.5% of 8th graders scored at or above a MAP RIT score of 230 (Spring 2017)</p>	
<p>Metric/Indicator Algebra Proficiency Percent (%) of 9th graders will score at or above a MAP RIT score of 235 (Spring)</p> <p>17-18 Algebra Proficiency 35.0% of 9th graders will score at or above a MAP RIT score of 235 (Spring 2018)</p> <p>Baseline Algebra Proficiency 31.5% of 9th graders scored at or above a MAP RIT score of 235 (Spring 2017)</p>	<p>Algebra Proficiency 31.1% of 9th graders scored at or above a MAP RIT score of 235 (Spring 2018)</p>
<p>Metric/Indicator AP Course access Percent (%) of HS students will be enrolled in at least one AP course during the academic year</p> <p>17-18 AP Course access 30.0% of HS students will be enrolled in at least one AP course during the academic year (2016-17)</p> <p>Baseline AP Course access 27.5% of HS students were enrolled in at least one AP course during the academic year (2015-16)</p>	<p>AP Course access 27.6% of HS students enrolled in at least one AP course during the academic year (2016-17)</p>
<p>Metric/Indicator AP Passage The percentage (%) of Grade 12 students who have attempted and passed one or more AP exams</p> <p>17-18 AP Passage Increase the percentage (%) of Grade 12 students who have attempted and passed one or more AP exams to 57.0% (2016-17)</p> <p>Baseline AP Passage The percentage (%) of Grade 12 students who have attempted and passed one or more AP exams was 54.0% (2015-16)</p>	<p>AP Passage 52.4% of Grade 12 students have attempted and passed one or more AP exams (2016-17)</p>
<p>Metric/Indicator High School Graduation High school cohort graduation rate</p>	<p>High School Graduation The high school cohort graduation rate is TBD (Data available late June 2018). CDE has notified districts that a methodological change to the calculation of graduation rate may result in a 2-</p>

Expected

Actual

17-18
High School Graduation | Increase the high school cohort graduation rate to 92.5% (2016-17)

Baseline
High School Graduation | The high school cohort graduation rate is 91.6% (2015-16)

Metric/Indicator
A-G Course Completion | Percent (%) of graduates will meet UC/CSU A-G course requirements

17-18
A-G Course Completion | 44.0% of graduates will meet UC/CSU A-G course requirements (2016-17)

Baseline
A-G Course Completion | 42.3% of graduates met UC/CSU A-G course requirements (2015-16)

Metric/Indicator
CTE Pathway Completion | % of Grade 12 students who have completed a CTE Pathway

17-18
CTE Pathway Completion | 45.0% of Grade 12 students will have completed a CTE Pathway (2016-17)

Baseline
CTE Pathway Completion | 39.6% of Grade 12 students have completed a CTE Pathway (2015-16)

Metric/Indicator
College Readiness | Percent (%) of 11th grade students will be college ready or conditional status in ELA (SBAC) | Percent (%) of 11th grade students will be at college ready or conditional status in Math (SBAC)

17-18
College Readiness | 44% of 11th grade students will be college ready or conditional status in ELA (SBAC 16-17) | 22% of 11th grade students will be at college ready or conditional status in Math (SBAC 16-17)

3% decrease in grad rate statewide. At the time that the data is available, SAUSD will make the results available.

A-G Course Completion | 44.4% of graduates met UC/CSU A-G course requirements (2016-17)

CTE Pathway Completion | 19.5% of Grade 12 students have completed a CTE Pathway (2016-17)

The state of California revised the criteria of how they identify pathway completers beginning in the 2016/2017 school year.

College Readiness | 39% of 11th grade students are college ready or conditional status in ELA (SBAC 16-17) | 19% of 11th grade students are at college ready or conditional status in Math (SBAC 16-17)

Expected

<p>Baseline College Readiness 41% of 11th grade students are college ready or conditional status in ELA (SBAC 15-16) 19% of 11th grade students are at college ready or conditional status in Math (SBAC 15-16)</p>
<p>Metric/Indicator Enrollment in Post-Secondary Education Percent (%) of students will be enrolled in college at any time during the first year after high school</p> <p>17-18 Enrollment in Post-Secondary Education 73% of students will be enrolled in college at any time during the first year after high school (Class of 2016)</p> <p>Baseline Enrollment in Post-Secondary Education 70% of students were enrolled in college at any time during the first year after high school (Class of 2015)</p>
<p>Metric/Indicator Post-Secondary Persistence Percent (%) of graduates enrolled in post-secondary education persisted into their second year of school</p> <p>17-18 Post-Secondary Persistence 82% of graduates enrolled in post-secondary education will persist into their second year of school (Class of 2015)</p> <p>Baseline Post-Secondary Persistence 78% of graduates enrolled in post-secondary education persisted into their second year of school (Class of 2014)</p>
<p>Metric/Indicator College and Career Indicator (CCI) per the California School Dashboard</p> <p>17-18 College and Career Indicator 45.8% of students are in the "prepared" category (2015-16 cohort). Performance levels are not available.</p> <p>Baseline Baseline data will be available Fall 2017 for cohort 2015-16 students</p>

Actual

<p>Enrollment in Post-Secondary Education 80% of students were enrolled in college at any time during the first year after high school (Class of 2016)</p>
<p>Post-Secondary Persistence 78% of graduates enrolled in post-secondary education persisted into their second year of school (Class of 2015)</p>
<p>College and Career Indicator 45.8% of students are in the "prepared" category (2015-16 cohort). Performance levels are not available.</p>

Actions / Services

Duplicate the Actions/Services from the prior year LCAP and complete a copy of the following table for each. Duplicate the table as needed.

Action 1

Planned Actions/Services

1.1: Provide equitable student access to a rigorous, standards-based, instructional program that include, but is not limited to high-quality instruction, Standards-aligned instructional materials, academic supports, and technology-based resources. Full implementation of the new CA State Standards and assessments.

Actual Actions/Services

Through OCDE SUMS MTSS Grant funds, an MTSS team with comprehensive education services representation has been established and is charged with developing a multi-tiered system of support that spans preK-12 grades and encompasses academic, social-emotional and behavioral student needs.

Twenty Teacher Effectiveness Coaches (TECs) have provided job-embedded and just-in-time support for teachers at all sites. TECs provided 1,595 demonstration/model lessons, 882 lesson planning and reflection meetings, 124 SIPPS planning and assessment sessions aligned with school and district goals.

Teacher Induction Program (TIPs) has led all new teachers and their mentors, representing all academic content areas, through two inquiry cycles. These have culminated in data dialogues after peer observations, application of professional learning, and individualized feedback and support. The TIPS program uses the Canvas LMS, Google applications, and other instructional technology to model technology integration for new teachers, their mentors, and coaches.

Budgeted Expenditures

LCFF sources
Lottery: Instructional Materials

Object Categories:
2000 1,526,578
3000 721,344
4000 10,161,673
5000 1,683,095
6000 388,500

14,481,190

Estimated Actual Expenditures

LCFF sources
Lottery: Instructional Materials

Object Categories:
2000 1,623,388
3000 723,901
4000 19,454,381
5000 2,041,183
6000 248,478
24,091,331

An ELA/ELD Adoption committee consisting of teachers, parents, district curriculum and program specialists, and site administrators, participated in an extensive review of two ELA instructional programs for both elementary and secondary. Feedback was elicited from all teachers, administrators, and parents and the committee used these feedback data, pilot survey data, pilot observation survey data, the material analysis questionnaire data, along with the California ELA Framework and SAUSD Framework for Teaching and Learning to inform their recommendation. Benchmark Advance and Benchmark Adelante (for Dual Immersion) for the Elementary ELA/ELD Instruction Program and StudySync for the Secondary ELA Instruction Program were adopted by the board of education.

Math Instructional Tool implementation - The 2017-2018 school year is year 1 of State Standards-aligned implementation of math instructional tools (K-5 - Math Expressions and 6-Algebra 2 - CPM). In addition, work has continued with our Irvine Math Project partners to use conceptual lessons to supplement in each grade level K-8 to allow for mathematically rigorous balanced instruction that addresses the standards. Teachers were trained during the summer and the

beginning of the school year on Math Expressions for K-5, and during summer and throughout the year for our 6th-Algebra 2 teachers in the CPM instructional tool. Additionally, K-5 teacher leaders at each site for each grade level were provided Irvine Math Project trainings 4 times this year to help clarify state standards and introduce lessons to be used to teach those lessons (20 total trainings). Additionally, there were multiple offerings for Math Expressions online tools (Think Central) for our K-5 teachers. All 6th-Algebra 2 teachers were provided opportunities to attend Collaboration & Demonstration days to view model lessons in a variety of classrooms to further support teachers in first-year implementation.

GATE - 165 K-12 teachers were trained in the four modules of year 1 GATE differentiation strategies to support rigorous instruction for all students and academic support.

Action 2

Planned Actions/Services

1.2: Continue administration of progress monitoring (growth) assessments for all academic programs.

Actual Actions/Services

NWEA MAP assessment - administered 3 times per school year for Mathematics and ELA in grade
 DIBELS Next assessment - administered 3 times per school

Budgeted Expenditures

LCFF sources
 Title I, Part A
 Object Category:
 1000 695,754
 2000 721,301

Estimated Actual Expenditures

LCFF sources
 Title I, Part A
 Title I, School Improvement Grant
 QEIA
 Title I, Core Set Aside

3000	504,590	Object Category:	
4000	149,500	1000	1,141,072
5000	996,360	2000	973,464
	3,067,505	3000	667,102
		4000	100,351
		5000	880,750
			3,762,739

3000	504,590	Object Category:	
4000	149,500	1000	1,141,072
5000	996,360	2000	973,464
	3,067,505	3000	667,102
		4000	100,351
		5000	880,750
			3,762,739

year for foundational literacy skills in grades K-3

Action 3

Planned Actions/Services

1.3: Maintain partnerships with institutions of higher education and community organizations that support desired student-learning outcomes, including support for A-G completion and Dual enrollment and Early College.

Actual Actions/Services

In partnership with Santa Ana College (SAC) and California State University, Fullerton (CSUF), secured funding for Class Track, a Classified Teacher Credentialing Grant. Currently, 20 classified employees are enrolled.

MOU/AB288 agreement between Santiago Community College District and SAUSD completed expanding dual enrollment opportunities to more SAUSD students.

Through SAUSD's partnership with Santa Ana College SAUSD graduates receive free tuition at Santa Ana College. Through the efforts of the Santa Ana Partnership with UCI and CSUF, undergraduate students will work collaboratively with the comprehensive school sites to support the efforts of increasing post-secondary enrollment and provide on-campus transition resources. Undergraduate students will meet with 12th-grade

Budgeted Expenditures

LCFF sources	
Title I, Part A	
Object Category:	
1000	142,819
2000	4,369
3000	51,374
4000	23,694
5000	13,006
	235,262

Estimated Actual Expenditures

LCFF sources	
Title I, Part A	
College Readiness Block Grant	
Object Category:	
1000	176,709
2000	5,281
3000	56,372
4000	26,691
5000	74,701
	339,754

students who have applied to 4-yr universities prior to the end of the school year and during the summer.

The SAUSD Math team engages in vertical articulation efforts with SAC to support multiple measures for college placement for mathematics.

Teacher Induction and Professional Supports (TIPS) serves on the advisory board for teacher preparation programs at several Institutes of Higher Education (IHEs). Representatives from IHEs partnering programs, community, and the county serve on the TIPS advisory board.

Transition Support and Career Technical Education (CTE) Departments participated in the planning for SAC Early Decision Day events. More than 1450 SAUSD seniors will meet with SAC counselors and program advisors, tour facilities, register for fall courses, and connect with student support services during these events.

Century high school's counseling department met with Santa Ana College to discuss strategies for seamless transition from Century's Early College program into Santa Ana College and input on Century's early college academic plan for students.

Century high school's counseling department met bi-weekly with the SAUSD/SAC Dual Enrollment team to plan and support Dual Enrollment and Early College efforts within the district. In fall 2017 eight high schools participated in dual enrollment, offering 12 sections of college courses and more than 300 students taking advantage of the opportunity. The SAUSD/SAC Leadership team met Spring 2018 with every high school to discuss course offerings for long-term planning to scale up dual enrollment opportunities.

In partnership, SAUSD and Santa Ana College hosted visits from California Coalition of Early and Middle Colleges (CCEMC) during the 2018 CCEMC Conference. SAUSD and Santa Ana College also presented during two breakout sessions at the conference. The SAUSD Dual Enrollment program was also presented at the 2018 San Diego School Counselor Leadership Conference by invitation from San Diego County Office of Education.

The district coordinated a revision of the school counseling intern process in conjunction with Chapman University, University of Redlands, Azusa Pacific University, New York University, CSU Long Beach, and the University of La Verne to increase the number of local fieldwork

students completing their hours in SAUSD.

SAUSD has partnerships with UCI Claire Trevor School of the Arts, Chapman University College of Performing Arts and SAC School of Fine and Performing Arts, Cal State Fullerton and CSUF Grand Central Art Center along with many arts and culture institutions who provide art related support and programs for students including Bowers Museum, Bowers Kidseum, Segerstrom Center for the Arts, City of Santa Ana Arts and Culture Specialist, Santa Ana Consulado de Mexico, Heritage Museum, Boys and Girls Club, All American Boys Choir, OC Fair, Laguna Art Museum, Pacific Symphony, OC Philharmonic Society.

Action 4

Planned Actions/Services

1.4: Implement actions as noted in the Equal Opportunity Audit - Blueprint for Action and College and Career Readiness Plan.

Actual Actions/Services

TECs collaborated with math curriculum specialists to provide new textbook adoption support at all sites. TECs supported 21st - century practices through individual and school-wide demonstrations, lesson studies, and just-in-time coaching and lesson planning.

School Counseling teams have been cohorted into similar groups to receive small group instruction

Budgeted Expenditures

College Readiness Block Grant

Object Category:

1000 145,225
2000 26,487
3000 51,111
4000 10,000
5000 580,000
812,823

Estimated Actual Expenditures

College Readiness Block Grant

Object Category:

1000 151,838
2000 18,479
3000 59,265
4000 3,600
5000 85,360
318,542

and coaching on the American School Counselor Association (ASCA) National Model program implementation. A la carte PD menu has been developed for school counseling teams providing flexible timing and locations to accommodate site needs. On-demand videos have been created for school counselors and administrators to increase school counselor use of data. School Counselors attended the Orange County Counselor Symposium and two-day School Counselor MTSS training in anticipation of district MTSS implementation efforts.

Counselors will continue to attend PD aligned with the district's College and Career Readiness plan. ASCA aligned program growth metrics were established and completed by lead counselors to determine growth and need for school counseling programs. Administration teams have been coached on the American School Counseling Association National Model as an evidence-based best practice for school counseling programs and its implementation. School counselors, higher education coordinators, and university partners identified key counseling related student activities and skills necessary for academic success.

Materials were purchased for ongoing school counselor training. K-12 counselors have attended PD

to implement evidence-based practices that are data driven to support their students' needs. Intermediate I and high school counselors piloting transition success meetings for their most at-risk rising 9th grade to provide a warm hand off and early introduction to school staff.

SAUSD received A-G approval for 25 new courses in SAUSD including Leadership ASB, Link Crew Leadership, Peer Leadership, Academic Decathlon, Dance Composition, Music Theory and technology, Video Production and Multimedia, American Sign Language 2, AVID 9, AVID 10, AVID 11; C# Game Design, Hospital Occupations Internship, Music Appreciation, updated APEX courses and reactivation of Art History. Visual & Graphic Arts 1 and Advanced Game Design Studio submitted to UCOP for A-G approval for the 2018-2019 school year.

The district is seeking A-G approval for ELA adopted curriculum for our English Language Learners. The district's Community Day School (REACH Academy) recently received WASC accreditation supporting student's college and career plans and correcting A-G deficiencies.

"College Now" re-branded as SAUSD Dual Enrollment, a guide book was established with

processes and procedures. SAUSD faculty hired through SAC as adjunct faculty to teach SAC courses before, during, and after the school day. New MOU/AB 288 agreement executed between Rancho Santiago Community College and SAUSD to sustain and grow the Dual Enrollment program. Dual Enrollment expanded to 9 high schools.

The district's Multi-Tiered Systems of Support (MTSS) team is working towards the implementation of the systemic, continuous improvement framework in which data-based problem-solving and decision-making will be used to ensure an equitable learning environment for all students across the district.

Multiple internal stakeholder groups completed an Analysis of D and F grades across the district to identify support gaps and needs, institutional barriers, inconsistent practices, and possible solutions. School Counseling Program goals have been established at three schools. Many school counseling programs have established a goal to reduce the number of students receiving D's and F's and action steps to accomplish their goals.

Several SAUSD schools received awards for their PBIS programs, including one school earning the Platinum award. Through SAUSD staff training and partnerships with Neutral Ground, Project Kinship,

and OCDE student access to staff with Restorative Practice training has increased. School Counselors participated in the development of the SAUSD Suicide Assessment Protocol and a full day staff development focused on students' social-emotional needs and suicide risk assessment.

Action 5

Planned Actions/Services

1.5: Ensure access for low-income pupils to the core instructional program by increasing access to early childhood education, full day kinder at pilot schools, age appropriate literacy and numeracy programs, supports, and interventions (e.g., AVID, credit recovery)

Actual Actions/Services

Continued support for the 14 SIPP sites using SIPP as a core replacement for foundational skills including training for teachers new to site, Lesson Studies sessions, coaching and demonstration opportunities. Reading Academy after school make-up opportunities for TK-5th grade teachers were available throughout the school year as well as online through the Canvas LMS for Factor pay. State preschool expansion of 11 classrooms serving approximately 300 low-income children. State preschool Head Start serve our low-income learners. Engage 360° trained Instructional Providers in the Peer Assisted Learning (PALs) curriculum at three sites for grades TK-1. Created 3 after school Learning Link programs (Parent & Me) for 0-5 year old children and

Estimated Actual Expenditures

LCFF sources
 Title I, Part A
 Title II, Part A
 Title III, LEP
 Local sources
 Object Category:
 1000 1,240,527
 2000 1,034,030
 3000 297,236
 4000 345,183
 5000 1,140,379
 4,057,355

Budgeted Expenditures

LCFF sources
 Title I, Part A
 Object Category:
 1000 331,025
 2000 727,379
 3000 133,384
 4000 5,677
 5000 544,573
 1,742,038

parents, with a strong literacy and STEM focus. Villa Fundamental Intermediate School became the first AVID National Demonstration School in SAUSD. Increased AVID students (Elementary and Secondary) by 976 students to 3,302 AVID Elective students and 4,828 AVID Elementary Students. Provided AVID professional development for 12 AVID. After providing Adolescent Solutions training to 176 teachers in 2016-17, we were able to provide four sessions of literacy support training to secondary teachers on four different topics. 32 teachers attended session 1, 29 teachers attended session 2, 20 teachers attended session 3, and 19 teachers attended session 4.

Action 6

**Planned
Actions/Services**

1.6: Provide equity of access to Advanced Placement (AP) course options, AP training for teachers, and AP summer boot camp, and continue implementation of the International Baccalaureate (IB) program.

**Actual
Actions/Services**

Conducted an AP teacher training audit to determine training needs (expectation of all AP teachers update training every 5 years). Adopted and implemented new texts for AP US History and AP World History. AP Calculus, AP Statistics, and AP Environmental Science to be implemented in the 2018-19 school year. While the number of students taking exams and number of exams given grew slightly, the overall success rate rose from 29.7% to 30.6% of exams were awarded a score of 3 or higher. Continued working with

**Budgeted
Expenditures**

LCFF sources
Object Category:
1000 483,887
3000 150,345
4000 74,900
5000 959,100
1,668,232

**Estimated Actual
Expenditures**

LCFF sources
Object Category:
1000 520,760
2000 3,183
3000 148,908
4000 396,481
5000 891,044
1,960,376

Equal Opportunity Schools to provide targeted data for student outreach at 4 non-fundamental comprehensive high schools. 1st year implementation of the newly adopted math instructional tool for 6th-Algebra 2 will provide students the rigorous content to be successful in AP coursework. CPM will support students to develop the prerequisite skills necessary to have access to AP math courses. An advanced math adoption for Math Analysis, AP Calc, and AP Stats was initiated so that all students can have access to an aligned program to the CA Math Framework and updated AP exams

Action 7

Planned Actions/Services

1.7: Expand access to math and science programs by increasing Science Technology Engineering Arts Mathematics (STEM/STEAM) opportunities at all schools.

Actual Actions/Services

Teacher Effectiveness Coaches (TECs) provided support for the new textbook adoption at all sites throughout their collaboration with math curriculum specialists. Also, NGSS has been promoted by TEC. At the intermediate and high school level, three coaches have focused on supporting math practices and one coach focused on NGSS. There support has taken many forms: individual and school-wide demonstrations, lesson studies, co-teaching, demonstration lessons, lesson planning support, and just-in-time coaching. At the elementary level, all coaches supported math and

Budgeted Expenditures

LCFF sources
Title I, Part A
Title II, Part A
Local sources

Object Category:

1000 689,992
3000 151,323
4000 44,600
5000 589,250
1,475,165

Estimated Actual Expenditures

LCFF sources
Title I, Part A
Title II, Part A
Title II, Part B
Local sources

Object Category:

1000 726,777
2000 1,686
3000 142,149
4000 135,146
5000 622,808
1,628,566

science and supported over 30 family STEAM nights across the district. Approximately 800 families have participated in these community engagement events.

Math curriculum specialists piloted a 4-part math series of K-5 parent workshops for K-5 regarding the math instructional shifts, math progressions, and how to help at home.

Pre-School, science, and math curriculum specialists developed Padres Poderosos STEM workshop for parents of 0-4 year olds on math and science instructional shifts and hands-on experiences necessary for incoming students.

SAUSD expanded and refined CTE course offerings at intermediate and K8 schools that focus on math, science and coding. All intermediate and K-8 classes articulate with high school pathways. CTE continues to expand PLTW science, engineering and coding programs at four elementary schools and trained ten more elementary teachers this year. SAUSD was recognized at the PLTW State Conference for its district-wide implementation including six high schools, all Intermediate and four elementary schools. An NSF grant funded computer science project to develop computer science skills is being implemented in four

elementary schools. Industry, education and community partners have continued to support our students with programs such as: Sun Power Solar Academy (40-8th graders), ACME engineering mentoring projects expanding to two project, one fall semester and one spring semester at 3 high schools and developing a new engineering project with intermediate schools. CTE teachers and their programs have been recognized for excellence at the district, county and state level, earning awards from Vitalink, Adobe and placing in the Cyber patriot competition. CTE events to promote STEM included the District Invitational Robotics Challenge, Main Street Mall Robotics Showcase, SKILLS USA Teams in the digital media area, CyberPatriots, the Design Brief, the UCI Energy Invitational, and CyberTech Girls OC. CTE supports opportunities for students such as JPL Summer Internships, summer computer science boot camp taught by SAUSD, field trips to JPL and Blizzard and a career roundtable with industry professionals. CTE Supported hundreds of students attending career pathway days to learn about careers in engineering, manufacturing, computer science, cybersecurity and digital media and arts. CTE assisted in the development of STEAM labs at intermediate and elementary schools to support secondary

STEM pathway. To help parents understand the importance of STEM careers CTE presented sessions on both STEM and Health careers at the district's annual parent conference. CTE has expanded opportunities for student in dual enrollment college classes through Santa Ana and Coastline College which prepares students for industry certifications.

Action 8

Planned Actions/Services

1.8: Increase availability of Career Technical Education (CTE) courses and academies at all secondary schools. Ensure all CTE courses are A-G approved to support college readiness.

Actual

Actions/Services

CTE continues to help increase students qualifying as being prepared by the the College and Career Indicators (CCI) by structuring pathway completion opportunities for students in CTE courses and strengthening student preparedness by developing CTE pathways at all Intermediate schools and ensuring that CTE classes are A-G approved. SAUSD has a total of 33 articulated pathways and/or academies at each of our high schools. All pathways have been articulated K-14 to show the connections between elementary, intermediate, high school and college programs and classes. Emphasis has been placed on adding academic rigor by continuing to expand the number of courses that meet the UC A-G eligibility. Forty-four CTE courses have now been approved

Budgeted Expenditures

LCFF sources
Carl Perkins
Irvine Mathematics Project - UCI
Title I, Part A
Gear Up IV (RSCC Fiscal Agent)
California Career Pathways Trust
Partnership Academies
Supplementary Prgs-Specialized
Secondary

Object Category:

1000 2,838,185
2000 425,371
3000 1,004,947
4000 2,171,892
5000 1,309,860
7000 251,524
8,001,779

Estimated Actual Expenditures

LCFF sources
Carl Perkins
Irvine Mathematics Project - UCI
California Career Pathways Trust
Partnership Academies
Supplementary Prgs-Specialized
Secondary
Education Academy
E-Business Academy
Global Business Academy
CTE Incentive Grant
Voc Ed Act PL98-524
Local sources

Object Category:

1000 2,820,994
2000 389,011
3000 1,043,619
4000 1,491,359
5000 1,364,376
6000 1,816,183
7000 254,482

9,180,024

to meet this requirement. Students earning industry certifications have continued to expand with 1313 earned for 2016-2017. SAUSD has also offered 1138 student internships. Four dual enrollment CTE courses are being offered. This year 23 CTE course have been articulated with 7 community colleges. 1,173 seniors earned articulated college credits in one or more classes this year, as high school articulated courses have continued to expand with all of our neighboring community colleges. CTE Incentive Grant and Specialized Secondary Program grants have supported CTE program offerings.

In collaboration with Santa Ana College, the Business pathways at Century and Valley, the Culinary pathway at Valley, Fashion Design pathway at Santa Ana HS, Aerospace pathway at Segerstrom, and Biotechnology pathway at Saddleback have been infused with dual enrollment capstone courses. Visual & Graphic Arts 1 and Advanced Game Design Studio submitted to UCOP for A-G approval for the 2018-2019 school year.

Action 9

Planned
Actions/Services

Actual
Actions/Services

Budgeted
Expenditures

Estimated Actual
Expenditures

1.9: Continue to expand online/hybrid course availability to promote choice at the secondary school level and to enhance personalized learning options across all grade levels, i.e. Flex 2.0.

We are using vendor courseware (Apex Learning) at the Flex Academy at Century HS, Advanced Learning Academy, and the Circulos program at Chavez HS. Century is using online curriculum in brick and mortar classrooms. Advanced Learning Academy is using an Apex distance learning teacher for 9th grade Biology. Chavez HS is using Apex for competency-based learning and their Circulos program is using Apex for flexible learning opportunities while students participate in community-based projects and learning seminars.

LCFF sources
 Title I, Part A
 Title II, Part A
 Object Category:
 1000 143,111
 3000 69,656
 4000 6,000
 5000 245,502
 464,269

LCFF sources
 Title I, Part A
 Object Category:
 1000 10,464
 2000 5,722
 3000 33,117
 4000 6,000
 5000 219,305
 274,608

Action 10

**Planned
 Actions/Services**
 1.10: Support extended learning opportunities for low-income pupils by expanding before, after and Saturday school programs, tutoring, academic and enrichment summer school programs, and transportation services.

**Actual
 Actions/Services**
 TEC have provided over 30 community STEAM, Literacy, and Breakout EDU nights offered at sites across the district, which have engaged over 800 families. WIN Saturday programs continue and Summer Enrichments program applications focused on supporting low-income & underserved pupils. Collaborated with the community to offer science-based after school field trip and club programs such as, Hippocrates Circle (future doctors club), Girls Who Code, UCI Materials Science Camp, Crystal Cove Conservancy, UCI Medical, UCI SACNAS, Medtronic,

**Budgeted
 Expenditures**
 LCFF sources
 Title I, Part A
 Title III, Immigrant Ed
 21st Century ASSETS
 Before and After School Learning & Safe Neighborhood
 Kinder Readiness Program II
 Child Development
 Head Start
 Migrant Education
 Object Category:
 1000 7,703,657
 2000 8,771,594
 3000 6,059,370
 4000 978,930
 5000 15,837,931
 39,351,482

**Estimated Actual
 Expenditures**
 LCFF sources
 Title I, Part A
 Title I, Even Start
 Title I, Migrant Ed
 Title I, Core Set Aside
 Title III, Immigrant Ed
 21st Century ASSETS
 Before and After School Learning & Safe Neighborhood
 Education for Homeless Children and Youth
 Prekindergarten & Family Literacy Support
 Kinder Readiness Program II
 Child Development
 Head Start
 Local sources
 Object Category:

1000	10,089,739
2000	8,480,614
3000	6,172,948
4000	2,096,166
5000	16,388,949
	43,228,416

--	--

Lunch With a Scientist, Ducks SCORE, JPL Internships, Robotics Competition.

Engage 360° serves approx. 6,000 students (K-8 5,400 and HS 1,600) per day and approximately 3,500 in summer (K-8 3,000 and HS 500). FEV online 1:1 tutoring was offered at all Engage 360 intermediate sites and K-8 schools, including 5,450 targeted and on-demand tutoring. The Migrant Education Program (MEP) will offer the 4H robotics program and 4H Summer enrichment camps for MEP students to develop STEM literacy, problem-solving, collaborative work skills, and build self-esteem. These programs will take place during June 2018.

CTE has continued to offer extended learning courses after school for high school students in the fall, spring and summer semesters. Bus transportation is provided for students to move between campuses. In the 2017/2018 school year more than 1000 students took advantage of CTE extended learning opportunities.

--	--

Action 11

Planned Actions/Services
 1.11: Ensure the academic success of low-income pupils by providing transition support (bridge

Actual Actions/Services
 Back to school Intermediate "bootcamps" for grades 5 to 6.

Budgeted Expenditures
 LCFF sources
 Object Category:

Estimated Actual Expenditures
 LCFF sources

<p>programs) from school-to-school (5th to 6th grade, 8th to 9th grade, and 12th grade to college/career).</p>	<p>AVID EXCEL implemented at Carr and continued at McFadden and Villa.</p>	<p>5000 2,000</p>	<p>Object Category: 2000 2,564 3000 603 5000 1,000</p>
	<p>Department of transition support services was established to support post-secondary partnerships and school counseling programs.</p>	<p>2,000</p>	<p>4,167</p>
	<p>Several intermediate school and high school counselors piloted transition success meetings for their at-promise rising 9th grade students to provide a warm handoff and early introduction to school staff.</p>		
	<p>Transition Support and CTE Departments participated in the planning for SAC Early Decision Day events. At these events, more than 1,450 SAUSD seniors have met with SAC counselors and program advisors, toured facilities, registered for fall courses, and connected with student support services.</p>		
	<p>Educational options students at Lorin Grisnet Academy enrolled in Counseling 116 during their school day to support the development of their Santa Ana College Educational Plan and prevent "summer melt."</p>		
	<p>Transition Support Department interviewed past SAUSD graduates who transitioned into the University setting and collected data to inform school counseling</p>		

programs and curriculum moving forward.

Action 12

Planned Actions/Services

1.12: Provide EL student services including, but not limited to, newcomer programs and summer English Language Development (ELD) academy.

Actual Actions/Services

To ensure appropriate program placement which provides EL students with the linguistic and academic supports needed to meet their specific instructional needs, we have created a comprehensive ELA/ELD continuum. This continuum, which is aligned with the tenets of the ELA/ELD framework, includes 1.) Core, Grade-level ELA – includes strategies and activities for integrated ELD (Tier 1-MTSS); 2.) Core ELA with ELD Supports— includes both integrated and designated ELD strategies, lessons and activities (Tier 2-MTSS) and 3.) ELA/ELD intensive intervention, core replacement (Tier 3–MTSS). To ensure consistency, the continuum includes placement guidance using the results of district-wide progress monitoring instruments (i.e., ELPAC, SBAC, DWA, MAP, DIBELS) to support sites in determining appropriate program placement.

We will be continuing in our second year of the ELA/ELD intensive intervention ELA/ELD core replacement implementation, iLit, and providing professional

Budgeted Expenditures

LCFF sources
Title I, Part A
Title III, LEP
Object Category:
1000 1,547,547
2000 815,214
3000 839,521
4000 641,589
5000 500
3,844,371

Estimated Actual Expenditures

LCFF sources
Title I, Part A
Title I, Migrant Ed
Title I, Core Set Aside
Title II, Part A
Title III, LEP
Object Category:
1000 1,062,626
2000 690,050
3000 714,452
4000 1,222,624
5000 263,564
3,953,316

development support for teachers new to the program and those continuing in the program. Looming large over the ELA/ELD implementation for the coming school year is the adoption of a new, preschool, TK/K-12 adoption of a core, program 2, ELA/ELD curriculum.

An extensive 2018 summer training schedule to support implementation of this new ELA/ELD core program has been developed and a plan for providing training to all elementary teachers and all secondary ELA/ELD teachers is currently moving forward. The materials, lessons, and resources for these new adoption materials support the ELA/ELD continuum and were selected for use in our district for their particular strength in supporting the English language development needs of English learners at each level of their language proficiency development.

16 new middle school teachers were certified to teach CSU's Middle School ERWC Curriculum. Additionally, the previous 68 middle school teachers trained and certified within our to teach ERWC were provided with ERWC student booklet resources to aid in supporting the scaffolds provided through this curriculum.

Action 13

**Planned
Actions/Services**
1.13: Provide foster students with appropriate levels of service to ensure academic success.

**Actual
Actions/Services**

340 school record requests were completed to ensure all credits were applied toward graduation. 100% of seniors foster students graduated, 9 applied to college and completed FAFSA applications. Over 50 students participated in college resource fairs and field trips.

Foster youth were invited to a back to school fair where they received backpacks, supplies and other necessities. Foster youth liaison meets county staff to ensure students and families receive the most up to date information relating to support services and supports for higher education. In addition, schools have created Youth Outreach Leadership Opportunities (YOLOs) to engage our foster youth and provide quality engagement opportunities to support one another academically, socially and emotionally.

**Budgeted
Expenditures**

LCFF sources
Object Category:
1000 5,000
3000 873
4000 43,127
5000 1,000
50,000

**Estimated Actual
Expenditures**

LCFF sources
Object Category:
1000 868
2000 4,009
3000 1,152
4000 12,845
5000 1,000
19,874

Action 14

**Planned
Actions/Services**
1.14: In addition to services provided to low income students, special education students will receive services and supports as listed in the Individualized Education Programs (IEPs).

**Actual
Actions/Services**

The Early Childhood Special Education(ECSE) team will continue to monitor and adjust services for students based on individual needs as documented. The ECSE team also continues to

**Budgeted
Expenditures**

LCFF Sources
Special Education
Department of Rehab: Workability II, Transition Partnership
Object Category:

**Estimated Actual
Expenditures**

LCFF Sources
Special Education
Department of Rehab: Workability II, Transition Partnership
Object Category:

move students into the least restrictive environment.

1000 3,124,879
 2000 2,702,649
 3000 2,411,103
 8,238,631

1000 3,010,367
 2000 2,520,559
 3000 2,267,222
 7,798,148

Action 15

Planned Actions/Services	Actual Actions/Services	Budgeted Expenditures	Estimated Actual Expenditures
<p>1.15 Provide professional development for certificated and classified staff to support each of the activities identified in Goal 1.</p>	<p>The following professional development was provided to support Goal 1 Activities:</p> <p>AVID Staff Development: 500+ AVID Center professional learning opportunities for teachers; ASSETS instructional providers trained in AVID strategies.</p> <p>Professional development for para-instructional assistants (specifically offered/provided in August - focusing on the SAUSD math vision (instructional shifts and supports).</p> <p>The Training, Induction & Professional Support (TIPS) department hosts two conferences annually for the new teachers enrolled in Induction and their mentors (K-12, General and Special Education). Each conference is open to all SAUSD staff. In October of 2017, TIPS hosted a conference with 19 sessions offered, including technology integration, inclusive practices, PBIS, restorative practices, GATE, and personalized</p>	<p>Educator Effectiveness IASA: Title I Basic Grants Low-Income and Neglected, Part A ITQ Improving Tchr Qlty UCI NCLB: Title II, Part B, CA Mathematics and Science Partnerships (CaMSP) Local Sources Title II-Part A Improving Teacher Quality LCFF Sources</p> <p>Object Categories: 1000 2,584,980 2000 48,435 3000 738,056 4000 1,626,593 5000 206,870 7000 11,058</p> <p>5,215,992</p>	<p>LCFF sources Title I, Part A Title II, Part A Title II, Part B Title III, LEP Special Ed Educator Effectiveness ITQ Improving Teacher Quality Title II-Part A Improving Teacher Quality Local Sources</p> <p>Object Categories: 1000 2,814,425 2000 72,335 3000 770,702 4000 1,671,593 5000 1,239,559</p> <p>6,568,614</p>

learning. Over 200 teachers attended and self-selected their PD.

Teacher Professional Learning

included:

- 218 PD workshops/training events
- 1,492 teachers attending professional learning workshops/training events
- 1,156 teacher and/or paraprofessional coaching/support sessions provided.
- 617 Demonstration lessons
- 338 Co-teach
- 478 Tech Integration
- 1,065 teachers receiving ongoing, direct support

New Teachers were provided the following:

- 85 New teacher observations with feedback
- 984 New teacher/Mentor support meetings
- 50 Mentor and Coaching PD
- 119 Substitute Teachers attended PD event

The following Administrator Professional Development

opportunities were provided:

- 13 New administrators enrolled in Clear Credential Induction
- 100% Site administrator attend monthly PD sessions
- 7 Administrators participating in National Institute of School Leadership

School Counseling teams have been segmented into cohorts into

similar groups to receive small group instruction and coaching on program implementation.

An a la carte PD menu developed for school counseling teams providing flexible timing and locations to accommodate site needs. Planning has begun for the 2018 OC Counselor Symposium with SAUSD represented on the planning committee.

School Counselors attended the Orange County Counselor Symposium and two-day School Counselor MTSS training in anticipation of district MTSS implementation efforts. ASCA aligned program growth metrics were established and completed by lead counselors to determine growth and need for school counseling programs.

Administration teams have been coached on the American School Counseling Association National Model, an evidence-based best practice for school counseling programs and its implementation.

School counselors, higher education coordinators, and university partners identified key counseling related student activities and skills necessary for academic success.

1:1 coaching of new school counselors(3) and registrars(1) on the district's student information

system (AERIES) and student transcript system (Parchment) norms, processes, and expectations.

Action 16

Planned Actions/Services	Actual Actions/Services	Budgeted Expenditures	Estimated Actual Expenditures
1.16. Provide additional support to identified schools in the "Very Low" category, to improve achievement in ELA and Math.	SAUSD's practice has been to provide additional supports above the base level to those schools on the CA dashboard that are indicated in the "low" category in ELA and Math, including additional FTE at the site based on site-developed plans to address areas of concern. Each school identified was supported with at least 1 additional position in order to address the area of concern. Intermediate schools in the low category were also provided with additional administrative support to coordinate initiatives to improve performance.	Title III, LEP Object Category: 1000 358,800 3000 247,437 606,237	LCFF sources Title III, LEP Object Category: 1000 1,185,683 3000 444,072 1,629,755

Analysis

Complete a copy of the following table for each of the LEA's goals from the prior year LCAP. Duplicate the table as needed. Use actual annual measurable outcome data, including performance data from the LCFF Evaluation Rubrics, as applicable.

Describe the overall implementation of the actions/services to achieve the articulated goal.

OCDE SUMS MTSS Grant funds have been secured in order to establish an MTSS team with comprehensive educational services representation that is charged with developing a multi-tiered system of support that spans preK-12 grades and encompasses academic, social-emotional and behavioral student needs. Twenty Teacher Effectiveness Coaches have provided job-embedded and just-in-time support for teachers at all sites. Those engaged in support were in the following content areas: Math (49%), ELA (59%), ELD (54%), Science (11%), and Social Science (10%). Benchmark Advance and Benchmark Adelante (for Dual Immersion) for the Elementary ELA/ELD Instruction Program and StudySync for the Secondary ELA Instruction Program were adopted by the board of education based on the recommendation provided by the ELA Instructional Materials Evaluation Committee after a detailed review

and evaluation process. Continued support for the 14 SIPPS sites using SIPPS for foundational literacy skills instruction and provided training for teachers new to sites, Lesson Studies sessions, coaching and demonstration opportunities. Reading Academy make-up opportunities for TK-5th grade teachers were available throughout the school year. To ensure appropriate program placement which provides EL students with the linguistic and academic supports needed to meet their specific instructional needs, we have created a comprehensive ELA/ELD continuum. This continuum, which is aligned with the tenets of the ELA/ELD framework, includes 1.) Core, Grade-level ELA --includes strategies and activities for integrated ELD (Tier 1-MTSS); 2.) Core ELA with ELD Supports--includes both integrated and designated ELD strategies, lessons and activities (Tier 2-MTSS) and 3.) ELA/ELD intensive intervention, core replacement (Tier 3--MTSS). To ensure consistency, the continuum includes placement guidance using the results of district-wide progress monitoring instruments (i.e., ELPAC, SBAC, DWA, MAP, DIBELS) to support sites in determining appropriate program placement. The newly adopted State Standards aligned mathematics programs (K-5 - Math Expressions and 6-Algebra 2 - CPM).were implemented for the first time in the 2017-2018 school year. SAUSD has continued to expand and refine CTE course offerings at the intermediate and K8 school levels that focus on math, science, and coding. All intermediate K-8 classes now have articulated with their high school pathways for a seamless transition for students between programs. CTE continues to expand PLTW science, engineering and coding programs at four of our elementary school campuses with the training of ten more elementary teachers this year. SAUSD was recognized at the PLTW State Conference for it's district-wide implementation including six high schools, all intermediate and four elementary schools. Additionally, CTE is participating in piloting a NSF grant-funded computer science project to develop computer science skills in four elementary schools. Online 1:1 tutoring was offered at all Engage 360 intermediate sites and k-8s, including 5,450 targeted and on-demand tutoring. The Migrant Education program will offer the 4H robotics program and 4H Summer enrichment camps for MEP students to develop STEM literacy, problem-solving, collaborative work skills, and build self-esteem. These programs will take place during June 2018.

Describe the overall effectiveness of the actions/services to achieve the articulated goal as measured by the LEA.

SAUSD is committed to improving the academic proficiency of all students across all subgroups. To that end, the overall effectiveness of the actions/services to achieve the articulated goal 1 is demonstrated through the following outcomes:
Redesignation rate increased from 61.3% in 2013-14 to 66.% in 2017. Early literacy rate has increased per DIBELS results from 31.6% in 2015 to 37% in 2017 at or above benchmark. CTE pathway completion rate has increased by 5%. Enrollment in post-secondary education has increased from 69% in 2015 to 80% in 2017. AP course access has increased from 21% in 2015 to 27% in 2017. High School graduation rate has increased from 88.9% in 2014 to 91.6% in 2017. A-G course completion rate has increased from 40.2% in 2014 to 42.3% in 2016. Areas for growth include SBAC ELA and Mathematics and Algebra readiness (37.5%) and Algebra proficiency (31.5%).

Explain material differences between Budgeted Expenditures and Estimated Actual Expenditures.

An increase of \$19.6M in expenditures is due to the following: Assistant Principals at low performing schools, ELA/ELD textbook adoption, AVID and interventions/tutoring, CTE related expenditures, State Preschool, and Title I summer enrichment.

Describe any changes made to this goal, expected outcomes, metrics, or actions and services to achieve this goal as a result of this analysis and analysis of the LCFF Evaluation Rubrics, as applicable. Identify where those changes can be found in the LCAP.

In regards to Goal 1: All Students will have equitable access to a high-quality core curricular and instructional program. The following are the changes that will be found in the upcoming LCAP.

- Expand early learning program to support early literacy.
- Provide and maintain differentiated expanded services/supports for identified high need schools identified on the California Dashboard.
- Provide professional development to support promising practices in literacy, such as SIPPs (grades 1-3) and Reading Academy (grades 4-5) and Adolescent Solutions (grade 6, 7 & 9) to improve English reading achievement.
- Develop specific instructional modules and professional development for teachers to improve the redesignation rate and support of English learners.
- Provide additional professional development in mathematics and science to support the new California Standards aligned instruction and resources.
- Development of online courses to provide additional access to general and Advanced Placement high school coursework.
- Implement newly adopted math curriculum and materials with planning for ongoing professional development.
- Provide professional development to support the adopted ELA/ELD curriculum and materials.
- Expand the Advanced Learning Academy (ALA) dependent charter for personalized, competency-based learning from to grades 3 through 9.
- Expand the SANArts Conservatory at Santa Ana High School to include the integration of higher education (UCI and Chapman) and community partners (LIFI) to increase opportunity for internship and real-world work experiences.
- Expand dual and early college enrollment opportunities at all high schools with higher education partner, Santa Ana College.
- Increase college readiness and preparation with the implementation of grades 9-12 College Board assessments including PSAT/AP/IB, and supporting an SAT day for all high school seniors.
- Maintain community partnership opportunity for high school students to receive intensive college application, acceptance and persistence support with SAC, CSUF, UCI and the Nicholas Academic Center (NAC).
- Provide summer school and enrichment programs K-12.

Annual Update

LCAP Year Reviewed: 2017-18

Complete a copy of the following table for each of the LEA's goals from the prior year LCAP. Duplicate the table as needed.

Goal 2

Students will have equitable access to high quality curricular and instructional programs that are accessible from school and home.

State and/or Local Priorities addressed by this goal:

- State Priorities: Priority 1: Basic (Conditions of Learning)
- Priority 2: State Standards (Conditions of Learning)
- Priority 3: Parental Involvement (Engagement)
- Priority 5: Pupil Engagement (Engagement)
- Priority 7: Course Access (Conditions of Learning)

Local Priorities:

Annual Measurable Outcomes

Expected

Metric/Indicator

Student access to technology | Percent (%) of students surveyed who indicate that they have access to internet and wireless at home | Percent (%) of students surveyed who indicate that they have access to computers at home | Percent (%) of students who use computers daily at school as reported by surveyed teachers | The ratio of students to technology that is 4 years or newer | The ratio of students to "access for all" 1:1 access to mobile device

17-18

Student access to technology | 89% of students surveyed will indicate that they have access to internet and wireless at home | 91% of students surveyed will indicate that they have access to computers at home | 75% of students will use computers daily at school as reported by surveyed teachers | The ratio of students to technology that is 4 years or newer will be maintained at 1 to 1 or better | The ratio of students to "access for all" 1:1 access to mobile device will be maintained at 1 to 1 or better. (2017-18)

Actual

Student access to technology | 89% of students surveyed indicated that they have access to the internet at home | 84% of students surveyed indicated that they have access to computers at home | 77% of students use computers daily at school as reported by surveyed teachers | The ratio of students to technology that is 4 years or newer was 1.0 to 1.2 | The ratio of students to "access for all" 1:1 access to mobile device was 1.0 to 1.0. (2017-18)

Expected

Baseline

Student access to technology | 88% of students surveyed indicate that they have access to Internet and wireless at home | 85% of students surveyed indicate that they have access to computers at home | 68% of students use computers daily at school as reported by surveyed teachers | The ratio of students to technology that is 4 years or newer was 1.0 to 1.0 | The ratio of students to "access for all" 1:1 access to mobile device was 0.95 to 1.0. (2016-17)

Metric/Indicator

Extracurricular participation rates | Percent (%) of High School students who participate in more than one extracurricular activity | Percent (%) of Intermediate School students who participate in more than one extracurricular activity

17-18

Extracurricular participation rates | 55% of High School students will participate in more than one extracurricular activity; 51% of Intermediate School students will participate in more than one extracurricular activity (Spring 2017)

Baseline

Extracurricular participation rates | 50% of High School students participated in more than one extracurricular activity; 46% of Intermediate School students participated in more than one extracurricular activity (Spring 2016)

Metric/Indicator

Teacher Assignments | Number/percentage of misassignments of teachers of English learners, total teacher misassignments, and vacant teacher positions

17-18

Teacher Assignments | 0 misassigned teachers (2017-18)

Baseline

Teacher Assignments | 3 EL teachers misassigned, 9 total misassigned teachers (2016-17)

Metric/Indicator

Standards-aligned Materials | Percent (%) of pupils that have standards-aligned instructional materials

Actual

Extracurricular participation rates | As self reported, 46% of High School students participated in more than one extracurricular activity, 44% of Intermediate School students participated in more than one extracurricular activity (Spring 2017)

Teacher Assignments | 0 EL teachers misassignments, 5 total misassignments (2017-18)

Standards-aligned Materials | 100% of pupils have standards-aligned instructional materials (2017-18).

Expected

Actual

<p>17-18 Standards-aligned Materials Maintain 100% of pupils have standards-aligned instructional materials (2017-18) Baseline Standards-aligned Materials 100% of pupils have standards-aligned instructional materials (2016-17)</p>	
<p>Metric/Indicator Chronic absenteeism Districtwide chronic absenteeism rate: Elementary, Intermediate, High School 17-18 Chronic absenteeism Maintain or reduce the chronic absenteeism rate from the prior year Baseline Chronic absenteeism The chronic absenteeism rate is: 3.2% (elementary), 3.9% (intermediate), 9.9% (high school) (2015-16)</p>	<p>Chronic absenteeism The district-wide chronic absenteeism rate was 6.3% (2016-17)</p>
<p>Metric/Indicator Attendance Districtwide attendance rate 17-18 Attendance Maintain or increase the districtwide attendance rate from the prior year Baseline Attendance The districtwide attendance rate is 96.9% (2015-2016)</p>	<p>Attendance The districtwide attendance rate is 96.9% (2016-2017)</p>
<p>Metric/Indicator Middle School Dropout Number of adjusted grade 8 dropouts 17-18 Middle School Dropout Maintain the number of adjusted grade 8 dropouts at 0 (2016-17) Baseline Middle School Dropout The number of adjusted grade 8 dropouts is 0 (2015-16)</p>	<p>Middle School Dropout The number of adjusted grade 8 dropouts is 0 (2016-17)</p>
<p>Metric/Indicator High School Dropout High school cohort dropout rate</p>	<p>High School Dropout The high school cohort dropout rate is TBD (data available late June 2018) (2016-17) At the time that the data is available, SAUSD will make the results available.</p>

Expected

Actual

17-18

High School Dropout | Reduce the high school cohort dropout rate to 3.3% (2016-17)

Baseline

High School Dropout | Reduce the high school cohort dropout rate to 4.3% (2015-16)

Actions / Services

Duplicate the Actions/Services from the prior year LCAP and complete a copy of the following table for each. Duplicate the table as needed.

Action 1

Planned
Actions/Services

2.1: Ensure access to the core instructional program by providing highly qualified teachers at each site to ensure full implementation of the new CA State Standards and assessments.

Actual
Actions/Services

Twenty Teacher Effectiveness Coaches (TEC) have provided job-embedded and just-in-time support for teachers at all sites. Teachers engaged in support were in the following content areas: Math (49%), ELA (59%), ELD (54%), Science (11), and Social Science (10%). Number of demonstration/model lessons provided totaled 1,595. There were 882 lesson planning and reflection meetings, 432 hours of co-teaching experiences, and 124 sessions related to SIPPS planning and assessment.

Teacher Induction Program has led all new teachers and their mentors, representing all academic content areas, through two inquiry cycles. These have culminated in data dialogues after peer

Budgeted
Expenditures

LCFF sources
Title I, Part A
Local sources

Object Category:
1000 179,785,599
2000 207,474
3000 65,770,243
4000 84,379
5000 97,922
245,945,617

Estimated Actual
Expenditures

LCFF sources
Title I, Part A
Local sources

Object Category:
1000 183,563,022
2000 272,249
3000 67,203,681
4000 87,435
5000 145,283
251,271,671

observations, application of professional learning, and individualized feedback and support.

Director of Professional Development has created a website, offering an array of professional learning opportunities for sites. Over 60 PD opportunities are offered. Additionally, the Training, Induction and Professional Support website has expanded to include professional learning for induction candidates, classified ClassTrack participants, PAR, and TEC.

K-5 teachers were trained on Math Expressions during the summer and the beginning of the school year. 8th-Algebra 2 teachers were trained on the CPM instructional tool during the summer and throughout the school year. Additionally, 20 sessions were provided to teacher leaders at each site so that each grade level received four Irvine Math Project workshops to clarify state standards and introduce lessons to be used to teach those lessons. Multiple workshops for Math Expressions online tools (Think Central) for our K-5 teachers were offered. In partnership with Irvine Math Project supplemental conceptual lessons have been developed in grades K-8 to support mathematically rigorous balanced instruction.

On-going NGSS workshops have been provided throughout the school year. Over 100 teacher leadership teams were built at grades 5, 6, 7, 8, Bio, Chem, Physics to build capacity and understanding around the instructional shifts of NGSS. Six meetings were held to support NGSS roll out. An NGSS 101 was provided for teachers at elementary sites and over 100 elementary teachers were also trained on NGSS/FOSS in August.

Action 2

Planned Actions/Services

2.2: Support extended learning opportunities for special education students as provided in their Individualized Education Programs (IEPs).

Actual Actions/Services

Updated Department's website to include information on program and service options, least restrictive environment, and Community Advisory Committee (CAC) meetings and workshops. Developed program descriptions for all of our current programs. Established CAC workshop topics for the school year by conducting an informal "needs assessments" with parents to ensure that workshops were pertinent to meet their needs. Special Education/IEP Binder was developed and Parent Panel training was planned and provided including: Mental Health - Zones of Regulation & Mindfulness, Behavior and Social Skills, IEP 101, Bullying (including Cyber bullying) and Puberty &

Budgeted Expenditures

LCFF sources
Special Education
Department of Rehab: Workability II, Transition Partnership
Medi-Cal Billing Option

Object Category:

1000 45,567,977
2000 17,484,108
3000 26,244,925
4000 883,176
5000 2,224,105
7000 5,163,017
97,567,308

Estimated Actual Expenditures

LCFF sources
Special Education
Department of Rehab: Workability II, Transition Partnership
Medi-Cal Billing Option

Object Category:

1000 47,606,892
2000 18,311,022
3000 26,795,300
4000 859,309
5000 2,275,658
7000 5,163,902
101,012,082

Health Education for Individuals with Disabilities.

Staff professional development provided for the following topics:

- *Cognitive Behavioral Techniques for Educators, *Nonviolent Crisis Intervention for teachers, classified aides, and District/School Resource Officers
 - *Social Narratives and Story-Based Interventions
 - *Inclusive Education that Works
 - *Evidence-Based Practices for Students with Mild-Moderate, Autism Spectrum Disorder
 - *Teaching Students with Moderate to Severe Intellectual Disabilities
 - *If it Isn't Written Down, It Didn't Happen
 - *Evidence-Based Practices for Students with Mild/Moderate Autism Spectrum Disorder
 - *Professional IEP Meetings (including Admin Designee and discussion on least restrictive environment)
 - *HIPPA/FERPA Concerns and Defensible Educationally Related Mental Health Services (ERMHS) Assessments *New Teacher Cohort
 - *Upcoming Opportunities, Co-Teaching Training, Specially Designed Instruction, and Meaningful Consultation.
- Resources such as ASL interpreters and professional development (e.g., working with students with challenging

behaviors) have been provided in order to support access to extracurricular activities and support Engage 360 staff in addressing the needs of students with IEPs in the afterschool program.

Professional Development for Private Schools included Mental Health and Anxiety and on Enhancing your Toolbox – Responding to Challenging Behaviors.

Analyzed all special education services to ensure that we are providing a continuum of services for students with IEPs. Identified the need to increase the hours of Student Support Personnel (SSP) from 3.75 to 5.75 hours to assist in providing more support for students throughout the day and maximizing the least restrictive environment opportunities for students and ensure compliance with IEPs. Cross-trained clerical staff to build capacity to meet the needs of the Special Education/SELPA department. In collaboration with District level administrators from K-12 School Performance and Culture and K-12 Teaching and Learning developed a Performance Indicator Review plan to identify root causes and develop improvement strategies to work on two areas of need as identified by the California Department of Education.

Pre-K through Adult Life Transitions support provided, including Conservatorship, ESY and Summer Activities.

Developed a stronger relationship with the Special Olympics to expand opportunities for our students with disabilities to participate in activities

Focus on Least Restrictive Environment (LRE) SAUSD Progress - Latest CDE data reports (02/15/2018) that we have met or almost met the LRE recommended targets:

- *50.3% of the students receiving special education are inside of the regular classroom for 80% of the day or more (CDE target >50.2%)
- *26.8% of the students receiving special education are inside of the regular classroom for less than 40% of the day (CDE target <23.6%)
- *0.8% of the students receiving special education are in separate schools, residential facilities, or homebound/hospital placements (CDE target <4.2%)

Action 3

Planned Actions/Services

2.3: Ensure sufficient resources are available to schools to support extracurricular programs for students, instructional materials

Actual Actions/Services

Teacher leaders at each site for each grade level were provided with four Irvine Math Project trainings to clarify state standards and introduce lessons to be used

Budgeted Expenditures

LCFF sources
Object Category:
1000 1,165,131

Estimated Actual Expenditures

LCFF sources
Object Category:

and other programs and supplies to enhance student outcomes.

to teach those lesson (20 total training events). Multiple offerings for Math Expressions online tools (Think Central) for our K-5 teachers were provided. Work has continued with our Irvine Math Project partners to use conceptual lessons to supplement in each grade level K-8 to allow for mathematically rigorous balanced instruction.

This year was the first year of the ILit and IELL implementation for secondary schools. This curriculum was used as a supplemental accelerated course for LTELs and students reading more than two years below grade level. Initial feedback has been positive, but more training and consistent implementation are needed for schools to integrate with the new ELA/ELD adoption.

1000 1,396,698
 2000 1,326,048
 3000 485,687
 4000 4,091,780
 5000 2,366,153
 6000 318,073
 9,984,440

2000 969,115
 3000 382,997
 4000 5,285,278
 5000 1,629,813
 6000 88,030
 9,520,363

Action 4

Planned Actions/Services

2.4: Provide professional development for certificated and classified staff to support each of the activities identified in Goal 2.

Actual Actions/Services

The Training, Induction & Professional Support (TIPS) department hosts two conferences annually for the new teachers enrolled in Induction and their mentors (K-12, General and Special Education). Each conference is open to all SAUSD staff. In October of 2017, TIPS hosted a conference with 19 sessions offered, including technology integration, inclusive

Budgeted Expenditures

Title I, Part A
 Object Category:
 5000 40,000
 40,000

Estimated Actual Expenditures

Title I, Part A
 Object Category:
 5000 6,000
 6,000

practices, PBIS, restorative practices, GATE, and personalized learning. Over 200 teachers attended and self-selected their PD. Twenty Teacher Effectiveness Coaches (TEC) have provided job-embedded and just-in-time support for teachers at all sites.

A sample of capacity building activities is listed here: Learning Focused Conversations, Technology Integration, GATE, STEAM, Google Suite, Integrated Education, English Language Proficiency Assessments for California (ELPAC), ELD Framework, Math Adoptions, LCAP facilitation, Cultural Responsiveness, Restorative Practices, PBIS, Problem Posing Education, Data Dashboard and MAP.

Teachers engaged in TEC support were in the following content areas: Math (49%), ELA (59%), ELD (54%), Science (11%), and Social Science (10%). Number of demonstration/model lessons provided totaled 1,595. There were 882 lesson planning and reflection meetings, 432 hours of co-teaching experiences, and 124 sessions related to SIPPS planning and assessment. Teacher Induction Program has led all new teachers and their mentors, representing all academic content areas; through two inquiry cycles. These have culminated in data dialogues after peer observations, application of professional

learning, and individualized feedback and support.

The Director of Professional Development has created a website, offering an array of professional learning opportunities for sites. Over 60 PD opportunities are offered. Additionally, the Training, Induction and Professional Support website has expanded to include professional learning for induction candidates, classified Class Track participants, PAR, and TEC.

NGSS trainings have been ongoing throughout the school year. Over 100 teacher leadership teams were built at grades 5, 6, 7, 8, Bio, Chem, Physics to build capacity and understanding around the instructional shifts of NGSS. Meeting 6 times over the school year and engaging in the most current NGSS Rollout training. An NGSS 101 was provided for teachers at elementary sites and over 100 elementary teachers were also trained on NGSS/FOSS in August. All administrators participated in NGSS for Administrators training.

School counselors were provided training on the new California Colleges platform including student registration and lesson planning, updated SST and 504 processes, intensive MTSS for School Counselors, and the Orange

County Counselor symposium focused on student equity. Administrators were trained on the effective use of school counselors to better enable them to allow counselors to provide equitable access to interventions. Higher Education coordinators participated in leadership meetings discussing dual enrollment and student registration and access.

Dual enrollment planning meetings were conducted at every high school to discuss course offerings and student support strategies to ensure equitable access.

Action 5

**Planned
Actions/Services**

2.5: Ensure equitable access to the core instructional program and enrichment opportunities, including Visual and Performing Arts (VAPA), foreign language, physical education and intramural athletics.

**Actual
Actions/Services**

Visual & Graphic Arts 1 and Advanced Game Design Studio, Honors Advanced Theatre Arts, Dance 2, Visual & Graphic Arts 1 and ASL 3 submitted to UCOP for approval for the 2018-2019 school year. Art/Foreign Language Dual enrollment expanded with ASL 2 added at Segerstrom High School and Spanish 102 offered at Century High School. In collaboration with Santa Ana College, the Business pathways at Century and Valley, the Culinary pathway at Valley, Fashion Design pathway at Santa Ana HS, Aerospace pathway at

**Budgeted
Expenditures**

LCFF sources
Lottery: Instructional Materials
Object Category:
4000 137,300
5000 357,500
494,800

**Estimated Actual
Expenditures**

LCFF sources
Lottery: Instructional Materials
Object Category:
1000 137,209
2000 21,109
3000 27,009
4000 186,876
5000 192,274
564,478

Segerstrom, and Biotechnology pathway at Saddleback have been infused with dual enrollment capstone courses.

Action 6

Planned Actions/Services
 2.6: Ensuring access for low income pupils to the core instructional program including, but not limited to, STEM, VAPA, CTE and other high quality elective courses.

Actual Actions/Services

Visual & Graphic Arts 1 and Advanced Game Design Studio, Honors Advanced Theatre Arts, Dance 2, Visual & Graphic Arts 1 and ASL 3 submitted to UCOP for approval for the 2018-2019 school year.

Dual Enrollment CTE/VAPA/STEM courses expanded: Business 117 and 179
 Culinary Arts 110 and 120
 Fashion E-Commerce 140
 Computer Science 120 and 121
 Biotechnology 190 and 190L
 Art 111

Professional internship courses infused into CTE pathways to further students application of knowledge.

Budgeted Expenditures

LCFF sources
 Educator Effectiveness
 Title I, Part A
 Title I, Migrant Ed/Summer Program
 Title I, School Improvement Grant

Object Category:

1000 12,075,679
 2000 642,376
 3000 4,697,749
 4000 3,523,023
 5000 1,544,960
 22,483,787

Estimated Actual Expenditures

LCFF sources
 Educator Effectiveness
 Title I, Part A
 Title I, Migrant Ed/Summer Program
 Title I, School Improvement Grant

Object Category:

1000 13,490,341
 2000 579,632
 3000 5,194,952
 4000 4,326,577
 5000 2,679,272
 6000 165,070
 26,435,845

Action 7

Planned Actions/Services
 2.7: Ensure student access to technology that is available for use at school and at home and by

Actual Actions/Services

11,400 Chromebooks were rolled out to Grades 3, 6, 9 from August 2017 to September 2017. High

Budgeted Expenditures

LCFF sources
 Title I, Part A
 Local sources

Estimated Actual Expenditures

LCFF sources
 Title I, Part A
 Local sources

implementing a refresh cycle to replace technology at grades 3, 6, and 9.

Schools are prioritized first due to program verification. Chromebooks are enrolled in our Google Domain and checked out to the student by the librarian through the use of the Destiny Resource Manager.

Our techs at each school monitor the breakage and replace, fix or send out for repair to TIS the Chromebooks during the course of the year. It is essential that no student be without a Chromebook at the 3rd -12th grade levels. End-of-the-year procedures require both the tech and librarian to work together to assess the devices and ensure that they are inputted to TIS to be repaired over summer as necessary.

Object Category:
 1000 114,268
 2000 2,477,828
 3000 1,091,392
 4000 11,278,225
 5000 798,244
 15,759,957

Object Category:
 1000 40,973
 2000 2,351,732
 3000 1,079,079
 4000 4,387,348
 5000 60,877
 7,920,008

Action 8

Planned Actions/Services

2.8: Review and expand access to dual immersion/bilingual programs and other methods to increase the number of recipients of the State Seal of Biliteracy.

Actual Actions/Services

There are a number of actions in place to build and grow instructional programs which support increasing the number of students who graduate with the Seal of biliteracy and are equipped with valuable college and career-ready linguistic skills. Dual language leadership were supported in their endeavors to strengthen and build programs through monthly leadership support meetings and were provided the opportunity to convene at the national Dual

Budgeted Expenditures

LCFF Sources
 Object Category:
 1000 331,445
 3000 126,350
 457,795

Estimated Actual Expenditures

LCFF Sources
 Object Category:
 1000 573,096
 3000 181,905
 755,001

Language Immersion Conference in October.

The EL Task Force is focused on creating a Dual language blueprint which outlines the current program and provides a plan for expansion of the dual language program and the possible future inclusion of a heritage language program. To build capacity, a survey was created and will be broadcast out to all teachers to determine interest in teaching in a dual language program. Included in the dual language blueprint are plans for professional development to support new as well as continuing Dual language teachers.

Support in expanding world language options and opportunities included the implementation of a second year of American Sign Language (ASL) and the approval from UCOP on a third year of ASL as an A-G approved course of study. In addition, work has begun to have the full ASL continuum be approved for College credit. Dual Enrollment foreign language courses expanded: Spanish 101 and 101.

The 2017-18 school year saw the opening of Romero-Cruz as the newest school offering a dual language program with the plan to eventually become an all-dual, K - 8 school.

Action 9

Planned Actions/Services	Actual Actions/Services	Budgeted Expenditures	Estimated Actual Expenditures
2.9: Support learning opportunities for low-income pupils and their parents by developing and utilizing a parent engagement framework and rubric, extending library, access to computer resources, and computer training.	<p>Computer training for parents has been provided following each DAC/DELAC meeting. The District also held the provided parent workshops during the parent conference.</p> <p>Access has been expanded to student through the hotspot check out program through intermediate school libraries.</p> <p>Increased library hours at all elementary and intermediate school sites to support community literacy and in collaboration with Sprint through various grants.</p>	<p>LCFF sources Title I, Part A</p> <p>Object Category:</p> <p>1000 744,156 2000 1,897,460 3000 1,186,873 5000 1,500 3,829,989</p>	<p>LCFF sources Title I, Part A</p> <p>Object Category:</p> <p>1000 750,316 2000 1,654,544 3000 1,207,388 5000 10,031 3,622,279</p>

Action 10

Planned Actions/Services	Actual Actions/Services	Budgeted Expenditures	Estimated Actual Expenditures
2.10: Increase student access to science camps, experiential field trips, and summer enrichment programs for elementary, intermediate and high schools.	<p>Multiple opportunities for students have been provided including: Science Camp, StarBase Program, Ducks SCORE, UCI Water Fest at the elementary school level. Hippocrates Circle (future doctors club), Girls Who Code, UCI Materials Science Camp, Crystal Cove Conservancy, UCI Medical, UCI SACNAS, Medtronic, Lunch With a Scientist, JPL Internships, Robotics Competition at secondary.</p>	<p>LCFF sources Title I, Part A</p> <p>Object Category:</p> <p>2000 971 3000 29 4000 338,790 5000 242,526 582,316</p>	<p>LCFF sources Title I, Part A</p> <p>Object Category:</p> <p>1000 182,991 2000 2,005 3000 31,768 4000 423,057 5000 1,279,339 1,919,160</p>

Higher Education Coordinators escorted students on field trips to Santa Ana College, Cal State Fullerton, UC Irvine. AVID students have also attended college field trips.

Migrant Education Students will have the opportunity in June 2018 to attend Summer enrichment 4H Robotics program. The program offers hands on experiential learning opportunities to problem solve, team build and develop the growth mindset necessary for secondary school success.

Action 11

Planned Actions/Services

2.11: Expand partnerships that support student academic success and social emotional well-being, including, partnering with non-profit organizations.

Actual Actions/Services

Through the Grant Writer position, grant awards from various funding sources for special programs have been secured resulting in:

*CTEIG Round II for \$4 million dollars of 3 years and the CTE Middle School Foundations Grant awards to enhance CTE pathways at all high schools, expand CTE programming to middle schools, and deepen community college, university and industry partnerships

*Supported Pupil Support Service in securing the OC SUMS MTSS grant which will foster collaboration with OCDE to promote a comprehensive tiered system of

Budgeted Expenditures

LCFF sources
 Object Category:
 2000 194,549
 3000 70,192
 4000 13,800
 5000 483,000
 761,541

Estimated Actual Expenditures

LCFF sources
 Object Category:
 1000 14,400
 2000 178,388
 3000 64,409
 4000 15,800
 5000 483,000
 755,996

support to address the academic, behavioral and social-emotional learning needs of all students.

New partnerships with Western Youth Services, Ambassadors of Compassion (AOC) and KinderFuture have supported tier 2 and tier 3 mental health supports. Two schools participated in a mental health pilot with Western Youth Services, over 1400 students participated in AOC and KinderFuture assisted with a We Care campaign for suicide prevention. All K-8 Engage 360 students (approx. 5,400) participate in enrichment services daily with the following community providers: Toyama Karate Do, Discovery Cube (science), Active Learning (dance), Jose Hernandez Mariachi, OCCTAC (arts), and Boys & Girls Clubs of Santa Ana. Other Engage 360 partners include Girl Scouts, Imagine Science (Summer), and Dreams for Schools (AppJam+). In the ASSETS program we partner with THINK Together, Boys & Girls Clubs, Human Options. Orange County United Way Destination Graduation provides \$82,200 in support of AVID programs at 4 Intermediate and 4 High Schools. SCFTA partnership program for inclusive dance for students with special needs.

Action 12

Planned Actions/Services	Actual Actions/Services	Budgeted Expenditures	Estimated Actual Expenditures
2.12: Address language barriers by ensuring access for parents of EL students to English classes, including online learning resources and courses offered through the community college, and develop native language translations of website (Spanish & Vietnamese).	Provide English, Spanish, and Vietnamese translation of all District documents. Provide English Classes for Adults at four comprehensive high schools. Provide online Rosetta Stone for parent use. Provide Adult Computer Classes through SAC Adult School Program.	LCFF sources Title I, Part A Object Category: 1000 167,170 3000 70,192 5000 88,000 325,362	LCFF sources Title I, Part A Object Category: 5000 349,231 349,231

Action 13

Planned Actions/Services	Actual Actions/Services	Budgeted Expenditures	Estimated Actual Expenditures
2.13: Provide foster students with access to enrichment activities that support social emotional well-being and school connectedness.	The student leadership group called YOLO (Youth Outreach Leadership Opportunity) serves foster students and has been successfully implemented in six secondary schools. Students participate in service projects and engaging student activities connecting them to the school. Ninety-two students initially engaged in the program, but the numbers keep increasing. YOLO Liaisons provide mental health support, resources and serve as a connection to the school. Foster Youth Liaison completed 9 FAFSA applications for seniors, college applications have also been completed for 9 seniors. Students also attend a Summer Camp each year to build confidence and awareness of financial aid.	LCFF sources Title I, School Improvement Grant Object Category: 1000 240,296 2000 52,907 3000 31,925 4000 400,000 725,128	LCFF sources Title I, School Improvement Grant Object Category: 1000 46,739 2000 49,889 3000 49,331 4000 32,122 178,082

Analysis

Complete a copy of the following table for each of the LEA's goals from the prior year LCAP. Duplicate the table as needed. Use actual annual measurable outcome data, including performance data from the LCFF Evaluation Rubrics, as applicable.

Describe the overall implementation of the actions/services to achieve the articulated goal.

SAUSD believes that student learning is maximized when students are engaged, have voice and choice in their learning, and parental involvement is high. Teachers are the key to increasing student engagement and parental involvement. Professional development was coordinated by the Professional Development Director who also created a web-site where teachers and site administrators had access to a vast array of professional development. The Teacher Effectiveness Coaches provide individualized support directly to the schools that they were assigned to support. Students with disabilities were provided with appropriate educational services and supports, per their IEPs, within the least restrictive environment through a variety of instructional settings, collaborative co-teaching models and inclusive practices. STEM, VAPA and CTE courses and electives were enhanced and expanded throughout the district. Access to technology was ensured for all students through our laptop refresh actions in grades 3, 6, and 9. Enrichment activities for students range from field trips, summer enrichment programs, and assemblies. The student leadership group called YOLO (Youth Outreach Leadership Opportunity) serves foster students and has been successfully implemented in six secondary schools. Students participate in service projects and engaging student activities connecting them to the school. YOLO Liaisons provide mental health support, resources and serve as a connection to the school. All school events and community activities to engage students and families are fully supported with school site and district resources. All events and activities from the Fall such as: the School of Choice Fair (November), Open House and Back to School Nights, LGBT Student Symposium, etc. have continued. In addition, Ambassadors of Compassion Honor Event (February), Restorative Practices Female Empowerment Conference (February), Restorative Practices Male Empowerment Conference (March), and TEC Family Nights have also occurred. Parent/Community Liaisons have continued to provide additional support for parent education and engagement including recruitment for the Phoenix House Strengthening Families Program. They have also coordinated food drives and food banks at the intermediate and high school levels. In addition, the Community Liaisons have implemented several support programs to assist families struggling with mental health. The Foster Youth and McKinney Vento liaisons continue to ensure that students are monitored and provide intervention and support as needed. Math curriculum specialists piloted a 4-part math series of workshops for K-5 parents focusing on math instructional shifts, math progressions, and how to help at home (Garfield Elementary). Pre-School, science, and math curriculum specialists developed Padres Poderosos STEM workshop for parents of 0-4 year olds on math and science instructional shifts and hands-on experiences necessary for incoming students.

Describe the overall effectiveness of the actions/services to achieve the articulated goal as measured by the LEA.

Students options for STEM, VAPA and CTE courses, electives, and program options have increased as a result of these milestones:

- Visual & Graphic Arts 1 and Advanced Game Design Studio, Honors Advanced Theatre Arts, Dance 2, Visual & Graphic Arts 1 and ASL 3 submitted to UCOP for approval for the 2018-2019 school year.
- In collaboration with Santa Ana College, the Business pathways at Century and Valley, the Culinary pathway at Valley, Fashion Design pathway at Santa Ana HS, Aerospace pathway at Segerstrom, and Biotechnology pathway at Saddleback include dual enrollment capstone courses

- Increased K-8 Dual Immersion programs with an additional dual immersion school site - Romero Cruz/Spurgeon.
- SanArts conservatory program at Santa Ana High School
- Enrichment activity highlights include Science Camp, StarBase Program, Ducks SCORE, UCI Water Fest at the elementary school level., Hippocrates Circle (future doctors club), Girls Who Code, UCI Materials Science Camp, Crystal Cove Conservancy, UCI Medical, UCI SACNAS, Medtronic, Lunch With a Scientist, JPL Internships, Robotics Competition at secondary. As a result of our technology refresh actions, SAUSD has achieved a student/device ratio of 1:1 at all school sites.
- Over 1400 students participated in a We Care campaign for suicide prevention.
- All K-8 Engage 360 students (approx 5,400) participate in enrichment services daily with the following community providers: Toyama Karate Do, Discovery Cube (science), Active Learning (dance), Jose Hernandez Mariachi, OCCTAC (arts), and Boys & Girls Clubs of Santa Ana.
- Other Engage 360 partners include Girl Scouts, Imagine Science (Summer), and Dreams for Schools (AppJam+).
- In the ASSETS program we partner with THINK Together, Boys & Girls Clubs, Human Options.
- Ninety-two students initially engaged in the program, but the numbers keep increasing.
- Foster Youth Liaison completed 9 FAFSA applications for seniors, college applications have also been completed for 9 seniors. Students also attend a Summer Camp each year to build confidence and awareness of financial aid.

Explain material differences between Budgeted Expenditures and Estimated Actual Expenditures.

An increase of \$6.3M in expenditures is due to the following: teacher salaries, special education teacher extra duty, special education instructional assistant extra duty, and carry-over for Title I and local resources.

Describe any changes made to this goal, expected outcomes, metrics, or actions and services to achieve this goal as a result of this analysis and analysis of the LCFF Evaluation Rubrics, as applicable. Identify where those changes can be found in the LCAP.

Goal 2: After review of our outcome data and reviewing the needs of our students and input from our stakeholders we have determined the following needs which will now be captured in our LCAP.

- We increased the emphasis on communication, collaboration, and transparency for actions in Goal 2.
- Continue to build opportunities for dual language opportunities that will increase the biliteracy of students and increase our Seal of Biliteracy awardees.

Annual Update

LCAP Year Reviewed: 2017-18

Complete a copy of the following table for each of the LEA's goals from the prior year LCAP. Duplicate the table as needed.

Goal 3

Students and staff will work in a healthy, safe, and secure environment that supports learning

State and/or Local Priorities addressed by this goal:

- State Priorities: Priority 1: Basic (Conditions of Learning)
- Priority 3: Parental Involvement (Engagement)
- Priority 6: School Climate (Engagement)
- Priority 7: Course Access (Conditions of Learning)
- Priority 8: Other Pupil Outcomes (Pupil Outcomes)

Local Priorities:

Annual Measurable Outcomes

Expected

Metric/Indicator

California Healthy Kids Survey (CHKS) | Percent (%) of surveyed students who feel safe or very safe at school: Gr 5, Gr 7, Gr 9, Gr 11, Gr NT

17-18

California Healthy Kids Survey (CHKS) | Increase percent of surveyed students who feel safe or very safe at school: Gr 5 78%, Gr 7 68%, Gr 9 61%, Gr 11 64%, Gr NT 67% (2016-17)

Baseline

3a: Percent of surveyed students who feel safe or very safe at school: Gr 5 77%, Gr 7 67%, Gr 9 60%, Gr 11 63%, Gr NT 66% (2015-16)

Metric/Indicator

California School Parent Survey (CSPS) | Percent (%) of surveyed parents indicating they Agree/Strongly agree that school is a safe place for their child

Actual

California Healthy Kids Survey (CHKS) | Percent of surveyed students who feel safe or very safe at school: Gr 5 77%, Gr 7 65%, Gr 9 67%, Gr 11 66%, Gr NT 61% (2016-17)

California School Parent Survey (CSPS) | 93% of surveyed parents indicating they Agree/Strongly agree that school is a safe place for their child (2016-17)

Expected

Actual

17-18
California School Parent Survey (CSPS) | Maintain 90% or above of surveyed parents indicating they Agree/Strongly agree that school is a safe place for their child (2016-17)

Baseline
California School Parent Survey (CSPS) | 93% of surveyed parents indicating they Agree/Strongly agree that school is a safe place for their child (2015-16)

Metric/Indicator
California School Climate Survey (CSCS) | Percent (%) of surveyed staff indicating they Agree/Strongly agree that school is a safe place for students

17-18
California School Climate Survey (CSCS) | Maintain 90% or above of surveyed staff indicating they Agree/Strongly agree that school is a safe place for students (2016-17)

Baseline
California School Climate Survey (CSCS) | 89% of surveyed staff indicating they Agree/Strongly agree that school is a safe place for students (2015-16)

Metric/Indicator
Student Suspensions | The total number of instructional days lost due to suspensions

17-18
Reduce the total number of instructional days lost due to suspensions to 4,600 (2016-17)

Baseline
The total number of instructional days lost due to suspensions was 4,779 (2015-16)

Metric/Indicator
Expulsion Rates | Districtwide expulsion rate

17-18
Expulsion Rates | Maintain expulsion rate at 0.1% or below (2015-16)

Baseline
Expulsion Rates | Districtwide expulsion rate was 0.1% (2014-15)

California School Climate Survey (CSCS) | 92% of surveyed staff indicating they Agree/Strongly agree that school is a safe place for students (2016-17)

The total number of instructional days lost due to suspensions was 4,700 (2016-17)

Expulsion Rates |
Districtwide expulsion rate was 0.05% (2015-16)
Districtwide expulsion rate was 0.05% (2016-17)

Expected

Actual

<p>Metric/Indicator Parent Survey Data Number of parents who participate in the annual survey</p> <p>17-18 Parent Survey Data At least 15,000 parents will participate in the annual survey (2016-17)</p> <p>Baseline Parent Survey Data 15,965 parents participated in the annual survey (2015-16)</p>	<p>Parent Survey Data 17,857 parents participated in the annual survey (2016-17)</p>
<p>Metric/Indicator Facilities Inspection Tool Schools meeting the exemplary or good standard on the FIT survey</p> <p>17-18 Facilities Inspection Tool All schools meet the exemplary or good standard on the FIT survey (2016-17)</p> <p>Baseline Facilities Inspection Tool All schools met the exemplary or good standard on the FIT survey (2015-16)</p>	<p>Facilities Inspection Tool All schools met the exemplary or good standard on the FIT survey (2016-17)</p>
<p>Metric/Indicator Suspension Rates Districtwide suspension rate</p> <p>17-18 Suspension Rates Reduce the suspension rate to 3.5% (2015-16)</p> <p>Baseline Suspension Rates District suspension rate was 3.6% (2014-15)</p>	<p>Suspension Rates District suspension rate was 3.1% (2015-16) District suspension rate was 3.3% (2016-17)</p>
<p>Metric/Indicator Parent Engagement Host monthly (Sept-June) Community Advisory Committee meetings to engage parents of students with disabilities</p> <p>17-18 Parent Engagement Host monthly (Sept-June) Community Advisory Committee meetings to engage parents of students with disabilities (2016-17)</p>	<p>Parent Engagement Hosted monthly (Sept-May) Community Advisory Committee meetings to engage parents of students with disabilities (2016-17)</p>

Expected

Actual

Baseline

Parent Engagement | Hosted monthly (Sept-June) Community Advisory Committee meetings to engage parents of students with disabilities (2015-16)

Actions / Services

Duplicate the Actions/Services from the prior year LCAP and complete a copy of the following table for each. Duplicate the table as needed.

Action 1

Planned
Actions/Services

3.1: Provide adult supervision/staff before/after school, during recess and lunch periods.

Actual
Actions/Services

School site administrators provide supervision during all transition periods, before school, passing periods, lunch and after school egress. Adult Activity supervisors, District Security Officers and School Resource Officers are provided at secondary schools (respectively) to provide supervision during out of classroom and transition periods during the school day. The Office of Risk Management in conjunction with the Office of School Climate and Pupil Support Services have provided ongoing training in the area of PBIS and Restorative Practices to support activity supervisor with engaging in positive interactions with students. In addition, trainings are conducted in both English and Spanish.

Budgeted
Expenditures

LCFF sources
Object Category:
2000 4,358,267
3000 130,312
4,488,579

Estimated Actual
Expenditures

LCFF sources
Object Category:
2000 4,392,333
3000 131,276
4,523,609

Action 2

Planned

Actual

Budgeted

Estimated Actual

Actions/Services	Actions/Services	Expenditures	Expenditures
<p>3.2: Support learning opportunities for all stakeholders including family events, (e.g. Annual Parent Conference, Open House, Back to School Nights, and School Choice Events).</p>	<p>All school events and community activities to engage students and families are fully supported with school site and district resources. All events and activities from the Fall such as: the School of Choice Fair (November), Open House and Back to School Nights, LGBT Student Symposium, etc. have continued. In addition, Ambassadors of Compassion Honor Event (February), Restorative Practices Female Empowerment Conference (February), Restorative Practices Male Empowerment Conference (March), and Teacher Effectiveness Coach (TEC) led Family Nights have also occurred. Parent/Community Liaisons have continued to provide additional support for parent education and engagement including recruitment of students and families to participate in the Phoenix House Strengthening Families Program. They have also coordinated food drives and food banks at the intermediate and high school levels. In addition, the Community Liaisons have implemented several support programs to assist families struggling with mental health. The Foster Youth and McKinney-Vento liaisons continue to ensure that students are monitored and provide intervention and support as needed. Math curriculum specialists piloted a 4-part math series of workshops for</p>	<p>LCFF sources Title I, Part A</p> <p>Object Category:</p> <p>4000 7,000 5000 159,085 166,085</p>	<p>LCFF sources Title I, Part A</p> <p>Object Category:</p> <p>2000 10,594 3000 1,729 4000 507,514 5000 417,946 937,783</p>

K-5 parents focusing on math instructional shifts, math progressions, and how to help at home (Garfield Elementary). Pre-School, science, and math curriculum specialists developed Padres Poderosos STEM workshop for parents of 0-4 year olds on math and science instructional shifts and hands-on experiences necessary for incoming students.

Action 3

**Planned
Actions/Services**

3.3: Maintain current facilities to ensure school safety and high quality learning environments.

**Actual
Actions/Services**

Facility Services endeavors to plan, construct, maintain and conserve the district's facilities resources. Our division supports educational learning environments by both long range planning and day-to-day tasks providing safe, healthy, clean, inspiring, innovative, and community-inclusive areas to learn, play, explore, and thrive. The Facilities Division is served by skilled maintenance workers, trade/craftsmen, planners, architects, contractors, engineers, technicians, and administrative support personnel. Our Division's mission is to provide first class, well-maintained and high functioning areas that create the intersection of learning and space.

Furnished and installed 25' x 9'x1' chain link fence in back corner of Esqueda field; (5) Rixzon 1351

**Budgeted
Expenditures**

LCFF sources
Ongoing & Major Maintenance Account
Deferred Maintenance
Civic Center Rental Fees
Godinez Rental Fees

Object Category:

2000 19,187,833
3000 9,542,098
4000 3,873,100
5000 5,827,264
6000 1,260,000

39,690,295

**Estimated Actual
Expenditures**

LCFF sources
Ongoing & Major Maintenance Account
Deferred Maintenance
Civic Center Rental Fees
Godinez Rental Fees

Object Category:

2000 18,472,706
3000 9,153,138
4000 4,164,595
5000 6,242,365
6000 1,197,099

39,229,903

Hydraulic Gate Closers at Jefferson Elementary; (1) 3" x 3/16" Flat stock at office gate @ Jefferson Elementary, (800) Lock Blok devices for classroom doors; furnished and installed 124' x 24" wrought iron fence on existing wall at Willard Intermediate per revised quote-Materials
Furnished and installed 124' x 24" wrought iron fence on existing wall at Willard Intermediate per revised quote-Dell R-530 dual processor, 32 RAM dual power supply; 6TB Drive; Drive Sled ;Rails Enterprise annual support to expand for Entree Alarm Monitoring for additional alarms at schools and sites; furnished and installed 305' x 8' Black Windscreen-Option #1 from top rail to bottom rail at Heroes Elementary;LR5700 Digital repeater 50W 403-470 MHz with 2 Antennas for District- wide Radio System to be installed at Santa Ana High; installation of SLR5700 Digital repeater 50W 403-470 MHz with 2 Antennas for District- wide Radio System to be installed at Santa Ana High; link Fence, 96' x 8' Height, 1' x 9 Gauge with top rail and end posts as per Quote with 6' x 8' swing gate; furnish 46' x 8' chain link fence with 10' x 8' double swing gate per job walk at McFadden Intermediate; portable 115 V Air Conditioner, 8000 Btu Cooling for portable restroom at Adult Transition Center; hot Water Mobile Station for Adult Transition Classrooms

Miscellaneous parts needed for District Repairs on Cameras at District Sites to include Mega Domes, Lenses, Network Electronics, switches, POE Injectors and replacement glass Custom Engineered storage system Locker Room at Saddleback High School...safety purposes replacement of PowerEdge R530 Server Catalog No. 26/per5301451 for surveillance cameras to upgrade storage at schools (200) Lock Blok devices for classroom doors

Action 4

Planned Actions/Services
 3.4: Support welcoming and productive school environments that include anti-bullying awareness and safe and sensitive school campaigns (LGBTQ), that include outreach to staff, parents, and students.

Actual Actions/Services
 SAUSD's Anti Suicide Task force launched the "We Care" Campaign, which began with a video that all students in the district viewed encouraging them to get help. In addition the We Care Task Force has developed resources and supports for students. Registrars and office managers have participated in customer service training to improve service to families. In addition, OCDE's "I've Got Your Back" anti-bullying assemblies were held at numerous schools throughout the district. We have kept parents engaged and informed of important school/district information and opportunities through a School Choice Fair where all schools were

	Budgeted Expenditures	Estimated Actual Expenditures	
LCFF sources		LCFF sources	
Special Education		Education for Homeless Children and Youth	
Self-Insurance Fund		Self-Insurance Fund	
Local sources		Local sources	
Object Category:		Title I, Part A	
1000	1,672,225	Object Category:	
2000	19,794,492	1000	1,449,782
3000	9,583,814	2000	19,541,006
4000	893,221	3000	9,081,800
5000	27,470,180	4000	1,772,802
6000	151,000	5000	28,695,863
	59,564,932	6000	4,174,803
			64,716,056

represented at the local shopping mall, a variety of newsletters and four mailers that were directly mailed to their residences, emails, and provided to them in-person at their school sites, and school and district staff connected with parents face to face during two Neighborhood Canvassing events throughout the year. The District has a School Climate Committee designed to empower community partner, parent, and student voices to influence, promote and support welcoming and productive school environments. We also engaged with parents during the Annual Parent Conference held on 10/14/17 where they learned about the state of the district, how their voice can be heard, and opportunities for their children. Training, Induction, and Professional Support provided an orientation featuring: Superintendent Welcome, Dr. James Macias (former SAUSD student), and a parent dialogue circle. Community businesses were present to share resources. Additionally, the department hosted two sessions with Erin Gruwell, the Long Beach teacher characterized in the Freedom Writers movie. Her message and subsequent workshop provided professional learning related to cultural responsiveness, rejecting deficit perspectives, and developing students' sense of self-efficacy.

Action 5

Planned Actions/Services

3.5: Ensure access for low income pupils to the core instructional program via Positive Behavior Interventions and Supports (PBIS), restorative practices, drop-out prevention and retention efforts, mentoring, and other wellness programs.

Actual Actions/Services

During the 2017-2018 school year, over 1,200 SAUSD staff members and parents have been exposed to Restorative Practices through presentations, workshops, trainings and staff circles. The School Climate Department staff has assisted 31 school sites with problems related to bullying, safety, behavior and lack of support this year with interventions such as mediations, classroom and small circles and individual meetings with students. As of March 2018, the School Climate Department along with Community Partners have facilitated 505 small circles, 203, classroom circles, 712 mediations and 5,110 individual meetings with students. The School Climate Committee continues to meet monthly and has been expanded to include additional community agencies that are partnering with us to provide Restorative Practice strategies for students and staff. Students have been invited to participate in the Climate Committee beginning in May 2018. Ambassadors of Compassion provide ongoing mentorship to 1600 students at 7 different schools. Expulsions YTD 2017-18 total 14 students. Suspensions as of 11/30/17 total 845 incidents for a total of 1,366 days.

Budgeted Expenditures

LCFF sources
 MediCal Administrative Activities (MAA)
 Medi-Cal Billing Option
 Positive School Climate Model (i3)
 Special Education
 Title I, Part A
 Title I, Core Set Aside
 Child Nutrition
 Child Nutrition: Healthy Active Families
 Before and After School Learning & Safe Neighborhood
 Local sources
 Object Category:
 1000 5,098,999
 2000 16,188,453
 3000 9,590,652
 4000 22,472,511
 5000 5,938,148
 6000 2,560,500
 7000 2,400
 61,851,664

Estimated Actual Expenditures

LCFF sources
 MediCal Administrative Activities (MAA)
 Medi-Cal Billing Option
 Positive School Climate Model (i3)
 Special Education
 Title I, Part A
 Title I, Core Set Aside
 Child Nutrition
 Child Nutrition: Healthy Active Families
 Before and After School Learning & Safe Neighborhood
 Local sources
 Object Category:
 1000 4,685,381
 2000 14,964,824
 3000 9,633,890
 4000 24,701,325
 5000 7,164,075
 6000 2,608,375
 7000 2,400
 63,760,270

During the 2017-2018 school year, approximately 955 SAUSD staff members and parents have been exposed to Positive Behavior Interventions and Supports (PBIS) through presentations, workshops, trainings and Coaches Meetings. All site teams attended district trainings on tier 2 and tier 3 (a total of 9 training days offered). There were 7 coaches meetings throughout the year. In addition, multiple school sites, Engage 360, and TIPS requested trainings on classrooms management (a total of 6 trainings). ASSESSTS, HeadStart, RPI specialists and various school sites received training on the basics of PBIS (5 trainings). Tier 2 intervention trainings were given to school staff (1 day) and Engage 360 (1 day). Counselors received training on PBIS & COST.

Action 6

Planned Actions/Services

3.6: Provide parent training on accessing the student information system (attendance, grades, progress reports, etc.), leadership and college readiness information, to improve connections with the school community.

Actual Actions/Services

Teacher Effectiveness Coaches have provided parent workshops. Among these were Morning Add Breakout EDU for parents understanding College Career Readiness and A-G requirements. Parent and Community Liaisons continue to increase parent numbers engaged in the parent portal. Additionally, parents are invited to college field trips and college fairs at schools.

Budgeted Expenditures

LCFF sources
Title I, Part A
Local sources
Object Category:
2000 418,282
3000 203,605
4000 49,838
5000 42,150
6000 15,000

Estimated Actual Expenditures

LCFF sources
Title I, Part A
Local sources
Object Category:
1000 428
2000 309,739
3000 197,494
4000 38,141
5000 40,930

Action 7

Planned Actions/Services

3.7: Provide parenting programs including links to community social service resources and workshops; additional resources may include school-based Parent and Community Liaisons, structured recess training, health fairs, race, language, culture and finger printing for parent volunteers. Support these efforts with transportation and childcare.

Actual Actions/Services

The "Jumpstart for a Day" Community Literacy & Resource Fair was held on March 3, 2018 at the Heritage Museum. Community agencies and partners provided resources & referrals for families with children of all ages. School Readiness Nurses provided free vision screenings, hearing screenings, BMI, and Ages & Stages with questionnaires for all. Monthly K-12 GATE parent meetings are held on program elements and on the social and emotional needs of gifted students. SAUSD, through the GATE department, hosted an Orange County GATE night on the social needs of gifted with GATE expert Dr. Jenny Rankin. Community partners coordinate health fairs are several times of the year at various school sites at no cost to parents.

722,875

Budgeted Expenditures

LCFF sources
Title I, Part A
Local sources
Object Category:
1000 507,596
2000 524,354
3000 416,593
5000 629,580
2,078,123

Estimated Actual Expenditures

LCFF sources
Title I, Part A
Local sources
Object Category:
1000 528,516
2000 629,008
3000 464,381
4000 48,212
5000 1,145,245
2,815,362

586,732

Action 8

Planned Actions/Services

3.8: Support parents of EL students with translation services and access to English, leadership, and computer classes.

Actual Actions/Services

School Site Councils have been trained on effective use of funds for parent involvement and success. The majority of schools throughout the district have elected

Budgeted Expenditures

LCFF sources
Title I, Part A
Object Category:

Estimated Actual Expenditures

LCFF sources
Title I, Part A
Object Category:

	<p>to use Title I funds to support parent leadership and parent involvement in student academics, particularly for the benefit of disadvantaged students such as English Learners.</p>	<p>2000 130,267 3000 18,432 5000 1,200 149,899</p>	<p>1000 341 2000 197,935 3000 31,620 4000 100 5000 9,200 239,196</p>
--	--	---	--

Action 9

Planned Actions/Services	Actual Actions/Services	Budgeted Expenditures	Estimated Actual Expenditures
<p>3.9: Provide appropriate levels of targeted and timely intervention service to Redesignated Fluent English Proficient (RFEP) students including procuring and implementing a student information system/dashboard to provide early identification of areas of need in ELA, Mathematics , as well as A-G progress.</p>	<p>Providing timely and targeted support for ELs and RFEP students in need of intervention begins with identification through regular progress monitoring utilizing a combination of classroom performance, grades and results from district wide program monitoring instruments. Progress is assessed and EL and RFEP students are identified in need of targeted instructional supports each trimester utilizing the results of the NWEA MAP for English Language Arts and Mathematics in grades 3-10. Students in K - 3rd grade in need of support with foundational reading skills are identified using the trimester results of the DIBELS Next. To support these students in catching up with their grade-level peers, the ELA/ELD continuum provides program placement options for ELs and RFEP students in need of linguistic and academic support. The continuum includes program placement recommendations available for students in need of Tier 2 MTSS,</p>	<p>Title III, LEP Object Category: 1000 68,656 3000 28,337 96,993</p>	<p>Title III, LEP Object Category: 1000 68,145 3000 28,507 96,652</p>

targeted supports, and Tier 3, MTSS intensive intervention, core replacement support. In addition to these during-the-school-day intervention options, sites have identified in their Single Plan for Student Achievement (SPSA) specific intervention supports they employ and implement through before and after school programs and activities based upon their annual needs assessment process. Per ed code, progress monitoring of reclassified students is conducted for four years from a student's reclassification date and is annually documented in a district-wide RFEP monitoring report.

Action 10

Planned Actions/Services

3.10: Support the enhancement of school climate through smooth operations and processes, providing regular and timely professional development and training for all staff, on culturally proficient interaction with the public.

Actual Actions/Services

During the 2017-2018 school year, approximately 955 SAUSD staff members and parents have been exposed to Positive Behavior Interventions and Supports (PBIS) through presentations, workshops, trainings and Coaches Meetings. All site teams attended district trainings on tier 2 and tier 3. In addition, multiple school sites, Engage 360, and TIPS requested trainings on classrooms management. ASSET's and HeadStart both received training on the basics of PBIS. Training to law enforcement and DSO's related to working with students with challenging behaviors and

Budgeted Expenditures

LCFF sources
Building Fund
Capital Facilities Fund
County School Facilities Fund
Special Reserve Fund
QZAB Solar Energy Savings
Emergency Repair Prgm-Williams Case
Bond Interest & Redemption Fund (BIR): Other Restricted
Debt Service Fund: QZAB Solar Energy
Debt Service Fund: Certificates of Participation (COP)
California Clean Energy Jobs Act (Prop 39)
Object Category:

Estimated Actual Expenditures

LCFF sources
Building Fund
Capital Facilities Fund
County School Facilities Fund
Special Reserve Fund
QZAB Solar Energy Savings
Emergency Repair Prgm-Williams Case
Bond Interest & Redemption Fund (BIR): Other Restricted
Debt Service Fund: QZAB Solar Energy
Debt Service Fund: Certificates of Participation (COP)
California Clean Energy Jobs Act (Prop 39)
Object Category:

1000	21,128
2000	5,416,694
3000	2,230,695
4000	743,053
5000	2,947,212
6000	40,572,935
7000	30,279,519
	82,211,236

2000	5,216,957
3000	2,409,029
4000	273,500
5000	1,017,704
6000	30,972,592
7000	28,582,370
	68,472,152

mental health needs to assist with appropriate response as well as how to respond to the needs of our students with disabilities.

--	--

Action 11

Planned Actions/Services

3.11: Maintain and embed restorative and trauma informed practice and professional development for administrators, teachers and classified staff, within the learning program, to promote student connections to school.

Actual Actions/Services

As of March 2018, The School Climate Department along with Community Partners have been able to facilitate 505 small circles, 203, classroom circles, 712 mediations and 5,110 individual meetings with students. The School Climate Committee continues to meet monthly and has been expanded to include additional community agencies that are partnering with us to provide Restorative Practice strategies for students and staff. During the 2017-2018 school year, eight (2-day) Restorative Practices trainings have been offered to all staff and community partners. 98 staff members, including community partners from 38 school sites attended training. Over 1,200 district staff members (Certificated and Classified) have been exposed to Restorative Practices via trainings, presentations, workshops or classroom and staff circles this

Budgeted Expenditures

LCFF sources Title I, Part A	
Object Category:	
4000	19,400
5000	107,409
	126,809

Estimated Actual Expenditures

LCFF sources Title I, Part A	
Object Category:	
4000	23,100
5000	20,845
	43,945

school year. Trauma Informed Practice trainings were held for 2 pilot schools this year by Kaiser Permanente.

Analysis

Complete a copy of the following table for each of the LEA's goals from the prior year LCAP. Duplicate the table as needed. Use actual annual measurable outcome data, including performance data from the LCFF Evaluation Rubrics, as applicable.

Describe the overall implementation of the actions/services to achieve the articulated goal.

51 of our school sites received CA PBIS Statewide Recognition. 1 school received platinum; 20 School received gold and 30 schools received silver. We have increased the number of staff trained in PBIS and Restorative Practices. SAUSD's Anti Suicide Taskforce launched the "We Care" Campaign, which began with a video that all students in the district viewed encouraging them to get help. In addition the We Care Task Force has developed resources and supports for students. Registrars and office managers have participated in customer service training to improve service to families. Given some of the community challenges faced by SAUSD, we ranked lowest in suicide rate in all of Orange County along with have one of the lowest chronic absentee rates for a urban school district. In addition, SAUSD continues to have one of the highest attendance rates in the County at 97%. We continue to decline in expulsions.

Describe the overall effectiveness of the actions/services to achieve the articulated goal as measured by the LEA.

Parent Engagement:

- Parent engagement/education courses offered at all schools K-12
- Increased parent engagement and survey participation on the California School Parent Survey (CSPS) which increased to include the voice from 9,057 in 2015 to 17,857 parents in 2017.
- On the CSPS, 90% or more parents agree or strongly agree that schools allow input and welcome parent contributions, encourage parents to be an active partner with the school, feel welcome to participate at school, and they are treated with respect.

Chronic Absence Indicator/ Graduation Rate Indicator

- Maintained high attendance at 97% in 2016
- Reduced the Drop Out Rate from 6.2% to 4.3% in 2016
- Increased High School Graduation Rate from 89% to 92% in 2016
- 2017 Chronic absentee rate of 6.3% which is 4.5% lower than state and 1.5% lower than Orange County

Suspension Rate Indicator

- Reduced student suspension rates from 7% in 2012 to 3.3% in 2017
- Maintained low expulsion rate of 0.05% in 2017.

Explain material differences between Budgeted Expenditures and Estimated Actual Expenditures.

An increase of \$21.7M in expenditures is due to the following: deferred maintenance, nutrition services, and school construction.

Describe any changes made to this goal, expected outcomes, metrics, or actions and services to achieve this goal as a result of this analysis and analysis of the LCFF Evaluation Rubrics, as applicable. Identify where those changes can be found in the LCAP.

Goal 3: Cultivate and maintain a healthy, safe, secure, and respectful school and working environment for all. The purpose for Goal 3 will be to identify all tier 1 supports for student. This entails services that are available to all students.

It has been critical as a school district to ensure that PBIS remains as a focal initiative along with Restorative practices. This year we will add a SEL Program Specialist who will provide the Tier 1 support identified by the MTSS team. This is critical to ensure that all students are provided the necessary tools to identify their feelings, action and thought processes which may lead to poor decision making. Through increased implementation of SEL strategies, a decrease in suspension will result. In addition, the wellness centers will be ready to open in Fall 2018 with support services to guide parent and students to the appropriate resources need to access academic and social emotional supports.

Stakeholder Engagement

LCAP Year: 2018-19

Involvement Process for LCAP and Annual Update

How, when, and with whom did the LEA consult as part of the planning process for this LCAP/Annual Review and Analysis?

The Santa Ana Unified School District values stakeholder engagement to inform decisions related to the Local Control Accountability Plan. The LCAP task force, comprised of administrators and staff have worked collaboratively to that the LCAP is created with fidelity to the feedback provided throughout the stakeholder engagement process. Engagement includes the dissemination of information, reflection on implementation and revision of implementation practice. The Cal-SCHLS survey elicited 32,068 responses from parents, staff and students. In order to ensure that feedback was an honest and comprehensive reflection of all stakeholder groups, the listening sessions took place within the context of specific stakeholder focus groups and were conducted with an impartial moderator using a Fish Bowl listening session protocol. All staff conducting the listening session were trained on LCAP protocol and provided standardized forms to ensure fidelity of distribution of information across the District. Each facilitator was assigned a notetaker who would capture all information into one document to be analyzed and aggregated for key themes across the District and changes to the LCAP action items and goals.

Parent and Community Engagement:

The feedback from the Cal-SCHLS survey was analyzed and utilized to drive the content for our 113 listening sessions with over 1,000 attendees and 783 dialogues from the Let's Talk! campaign. These feedback processes collectively generated responses from over 6,000 parents and community members. Principals also provided an update on school actions and school progress, to meet the SAUSD LCAP Goals on Teaching and Learning, Engagement and Climate/Culture. Principals and central and school staff asked for input from parents and staff to address areas of need for growth and improvement. Central office staff was assigned to meetings across the district with an assigned notetaker who captured themes, key points, concerns, recommendations, and next steps. Notetakers gathered high priority items in each of the goals. Their feedback was analyzed to identify district-wide priorities as identified by the stakeholders. Parents maintained the need for safe schools, student enrichment activities and parent education programs. The Parent Engagement Framework and parent engagement rubric is in the DRAFT stage and is expected to be provided to all schools in the fall 2018, to have a consistent measure of parent engagement.

In addition to the formal LCAP meetings held at each school and within the District, each school holds monthly parent meetings to engage parents. Additionally parent are offered opportunity to engage with each other and school site staff by participating in formal learning and leadership opportunities offered in collaboration with schools and community partners such as Padres Unidos, Padres Promotores, Disciplina Positiva, Parents for Quality Education (PIQE), OC Labor Federation Parent Leadership and Padres en

Accion, to name a few. Hundreds of parents attend meetings and support our schools as volunteers and supporting partners for their children on a daily basis and our District supports parents through an inclusive volunteer policy.

After reviewing data and metrics during the listening session, parents were asked the following guiding questions:

"Based on what has been implemented to date, how have your students benefited from SAUSD LCAP actions and services? As we plan for the 2018-2019 LCAP, what should we continue to add, or revise to the LCAP? and What other comments or suggestions do you have?"

In addition we asked, "What are notable strengths (after a review of metrics District and School Site)? What are we doing well in relation to our LCAP goals? and What are you appreciative of that is an action in the LCAP?"

Also, we requested stakeholders to respond to the following question: "Are our LCAP goals still applicable? What are identified advantages and limitations?"

Lastly, we asked "Based upon our review of survey data and current LCAP goals, what are your concerns with the current plan?, what services would you like added or expanded?, what changes would you like to see?, what opportunities can you identify? What are we missing in our LCAP?"

Within each Goal, we asked "What were stakeholder impressions of Goal 1, 2 and 3 activities and actions. What strategies have had the greatest impact toward student achievement specifically among our subgroups?"

Through this process, the following key areas of focus emerged:

- *Communication was a central theme and the need for better two way communication at site and District level
- *Need for additional strategies to support building community and positive school climates
- *Implement additional safety/facility improvements/emergency preparedness
- *Add interventions for struggling students
- *Professional development of teachers and staff in the area of cultural understanding

Internal Stakeholder Engagement:

In addition to providing opportunity for staff to attend the parent and community members' meetings, the specific stakeholder listening sessions were implemented included our bargaining unit leadership members from Santa Ana Educators Association (SAEA), the Classified School Employees Association (CSEA) and the School Police Officers Association (SASPOA) in order to provide opportunity for staff to speak freely and make recommendations for next steps. Other specific stakeholder focus groups were also conducted with school and district based certificated and classified staff members, as well as both school and district based

management and support personnel including curriculum specialists, counselors, psychologists and program specialists. After reviewing data and metrics, the groups were asked specific questions.

"Based on what has been implemented to date, how have your students benefitted from SAUSD LCAP actions and services? As we plan for the 2018-2019 LCAP, what should we continue to add, or revise to the LCAP? and What other comments or suggestions do you have?"

In addition we asked, "What are notable strengths (after a review of metrics District and School Site)? What are we doing well in relation to our LCAP goals? and What are you appreciative of that is an action in the LCAP?"

Also, we requested stakeholders to respond to the following question: "Are our LCAP goals still applicable? What are identified advantages and limitations?"

Lastly, we asked "Based upon our review of survey data and current LCAP goals, what are your concerns with the current plan?, what services would you like added or expanded?, what changes would you like to see?, what opportunities can you identify? What are we missing in our LCAP?"

Within each Goal, we asked "What were stakeholder impressions of Goal 1, 2 and 3 activities and actions. What strategies have had the greatest impact toward student achievement specifically among our subgroups?"

Through this process, the following key areas of focus emerged:

- *Improve communication for families and staff to feel more connected to school and district
- *Support for students who need additional intervention programs: reading and behavior
- *Include resources for restorative practices, mental health service at all levels
- *Improve communication
- *Coaching and professional development of teachers
- *equity of resources

Student Voice:

In SAUSD, we believe that students at all levels provide meaningful feedback and transparent points of view about their own educational experience within our district and our schools. This year, we utilized the California Healthy Kids Survey results and unpacked discrepancies noted by our students. In addition, site leaders were asked to assign students from a variety of activities and experiences to a School Climate led listening sessions for Intermediate and High School Students. This provided a cross District experience at each level for students to advocate for programs and voice concerns surrounding how we can better serve their needs. In addition, our High School Ambassadors from each high school continue to attend each board meeting and have the opportunity to present updates on their specific school directly to the board. This includes accomplishments, current and upcoming events, as well as suggestions to make their schools even stronger. Students from all of our intermediate and high schools had the opportunity to speak directly to our Superintendent to discuss their experiences, challenges, and suggestions for improvement. Our Assistant

Superintendent of K-12 School Performance and Culture conducted student sessions with a diverse representation of students including athletes, VAPA students, STEM, students with disabilities, accelerated learners and foster youth as well. Students relayed experiences of their personal life challenges, stressors in the community and providing hopeful messages and support to siblings and friends in the desire to succeed in college. The opportunity provided the students with an experience to relay their hopes and dreams, and know that the adults in the room were there to listen and to work to remove barriers and provide needed support. Students advocated for other student groups on their campus suggesting support to students with disabilities, maintaining and expanding elective experience, and additional access to dual enrollment courses across the District not just a few schools. Also students discussed increasing real world, experiential learning opportunities.

After reviewing data and metrics during the listening session, the students were asked the following guiding questions:

"Based on what has been implemented to date, how have your students benefited from SAUSD LCAP actions and services? As we plan for the 2018-2019 LCAP, what should we continue to add, or revise to the LCAP? and What other comments or suggestions do you have?"

In addition we asked " What are notable strengths (after a review of metrics District and School Site)? What are we doing well in relation to our LCAP goals? and What are you appreciative of that is an action in the LCAP?

Also, we requested stakeholders to respond to the following question: "Are our LCAP goals still applicable? What are identified advantages and limitations?"

Lastly, we asked "Based upon our review of survey data and current LCAP goals, what are your concerns with the current plan?", what services would you like added or expanded?, what changes would you like to see?, what opportunities can you identify? What are we missing in our LCAP?

Within each Goal, we asked, "What were stakeholder impressions of Goal 1, 2 and 3 activities and actions. What strategies have had the greatest impact toward student achievement specifically among our subgroups?"

Through this process, the following key areas of focus emerged:

- *Support for students who need additional intervention and enrichment opportunities: behavior and dual enrollment, credit recovery, field trips, and internships
- *Include resources for restorative practices, mental health service at all levels
- *Coaching and professional development of teachers
- *Food choice

Future Process:

Ongoing LCAP Target monitoring and an annual review will be utilized to capture data at critical points in the school year. It is the intention of the district to report to stakeholders the outcomes of the metrics in the fall 2018, after Smarter Balanced Assessment Consortium (SBAC), other State level data, and local metrics are reported. In November 2018, the process of engaging stakeholders through site and district level LCAP meeting will begin again to allow staff, parents and members of the community to continue the LCAP engagement and review process. The LCAP Task Force will continue to meet on a regular basis to review metric progress in addition to aggregate new stockholder input. With the new alignment of goals, actions and now services, all school site and department budgets will be posted for full transparency.

Information from all of the Stakeholder listening sessions has been documented, analyzed quantitatively and qualitatively. This information has been reviewed and will provide direction for the revision or development of new action steps to better serve our students. Themes across all stakeholder groups were extracted and now embedded within the revision to our SAUSD LCAP.

Approval Process

May 14, 2018 - draft LCAP sent to County Office of Education for Review

June 02, 2018 - Board Study Session

June 09, 2018 - LCAP posted on District Website for public input

June 12, 2018 - LCAP to be presented during the Public Hearing at the Board Education meeting

June 26, 2018 - LCAP and Budget to be submitted to the Board of Education for final approval

June 27, 2018 - LCAP to be submitted to the Orange County Department of Education

The final data metrics will be reviewed in September 2018 (pending release of metric data) with all stakeholders to adjust and to begin the revision of the next LCAP for 2019-2020 school year.

Impact on LCAP and Annual Update

How did these consultations impact the LCAP for the upcoming year?

SAUSD staff, parents, students and community stakeholders have come to view the LCAP process as a legitimate means for contribution to our collective impact at the site and District levels. The LCAP Task Force utilized the input of our stakeholders to make the critical modifications to the LCAP. The additional goal and action underscore the value that we place on our stakeholder feedback. This process has thoroughly engaged stakeholders at all levels of the organization to reap a quality strategic plan moving forward. In response to the stakeholder request for fiscal transparency, the District mapped and coded all services associated with the LCAP goals and action for all expenditures - thus creating fiscal transparency.

Overall, the top priority for parents as we look at the revision to the Local Control Accountability Plan addressed the need to continue to provide programs to support literacy and mathematics, provide tutoring and support for students who may be having difficulty, ensure that schools are safe and that they have ample supervision to ensure safety. Parents and community members also requested that the District continue to support the arts and provide extra-curricular activities to engage more students. Increased collaboration and transparency with regards to LCAP goals, actions, metrics and aligned budget allocations and expenditures. The LCAP goals have been integrated into each school's Single School-wide Plan for Student Achievement to ensure alignment of the site-based decision-making and budgeting processes. Parents, students, and staff at the sites have direct input via the School Site Council. In addition, Key Performance Indicators aligned to each of the 4 LCAP goals have been developed to support the monitoring of progress throughout the year at the site level.

Direct impact on the LCAP is evident in the following goals and actions:

Goal 4 has been added to clearly identify areas of targeted support to students.

Goal 2 has been modified to place emphasis on student, parent, staff and community communication and engagement.

Each goal has an action specific to professional development (PD) in order to capture PD by each action and service.

Action 3.2 has been modified in order to explicitly support effective and efficient emergency response and preparedness in response to community feedback to focus on school safety.

All budgets will be posted for transparency on school websites and LCAP will be posted after Board approval of LCAP and associated Budget.

SAEA, CSEA and SASPOA Members, school and district management and community members agreed with the progress made toward meeting the goals of the LCAP to date. Teachers requested support for student literacy by providing additional instructional tutoring hours at all grade levels. They also noted the need for increased mental health and restorative practices. Finally, they also requested additional support through professional development opportunities to support implementation of the ELA and Math adoptions and integration of technology. In addition, stakeholders requested additional support for students with disabilities by increasing hours they support students.

Students relayed experiences of their personal life challenges, stressors in the community and providing hopeful messages and support to siblings and friends in the desire to succeed in college. Students discussed their hopes and dreams and knew that the adults in the room were there to listen and to work to remove barriers and provide needed support. Students advocated for other student groups on their campus suggesting support to students with disabilities, maintaining and expanding elective experience, and additional access to dual enrollment courses across the District not just a few schools. Also students discussed increasing real world, experiential learning opportunities. The District continues to improve this area through development of innovative programs to address student voice and choice.

Revision to metrics and goals were determined by outcomes of progress monitoring and input received from members of the Board of Education, internal and external stakeholders.

Stakeholders reviewed and provided additional input regarding the LCAP. Progress updates will be presented at future board meetings, DAC/DELAC, School Climate Committee, CAC, principal meetings, and posted on our website to inform the community about progress toward our goals, activities and metrics.

Goals, Actions, & Services

Strategic Planning Details and Accountability
 Complete a copy of the following table for each of the LEA's goals. Duplicate the table as needed.

(Select from New Goal, Modified Goal, or Unchanged Goal)

Modified Goal

Goal 1

Goal 1: All Students will have equitable access to a high quality core curricular and instructional program.

State and/or Local Priorities addressed by this goal:

- State Priorities:
- Priority 1: Basic (Conditions of Learning)
 - Priority 2: State Standards (Conditions of Learning)
 - Priority 4: Pupil Achievement (Pupil Outcomes)
 - Priority 5: Pupil Engagement (Engagement)
 - Priority 7: Course Access (Conditions of Learning)
 - Priority 8: Other Pupil Outcomes (Pupil Outcomes)

Local Priorities:

Identified Need:

Based on the outcomes of State and District internal metrics, our students need and deserve additional supports and opportunities with a focus on early literacy, numeracy and personalized learning, to gain the knowledge, skills, and values to become productive citizens in the 21st century.

Expected Annual Measurable Outcomes

Metrics/Indicators	Baseline	2017-18	2018-19	2019-20
Early Literacy Percent (%) of 3rd graders will be at grade level reading proficiency (foundational skills) as	Early Literacy 37.0% of 3rd graders are at grade level reading proficiency (foundational skills) as	Early Literacy 40.0% of 3rd graders will be at grade level reading proficiency (foundational skills) as measured by	Early Literacy 39.0% of 3rd graders will be at grade level reading proficiency (foundational skills) as measured by	Early Literacy 42.0% of 3rd graders will be at grade level reading proficiency (foundational skills) as measured by

Metrics/Indicators	Baseline	2017-18	2018-19	2019-20
measured by DIBELS Next	measured by DIBELS Next (Spring 2017)	DIBELS Next (Spring 2018) Result: 36.1% of 3rd graders are at grade level reading proficiency (foundational skills) as measured by DIBELS Next (Spring 2018)	DIBELS Next (Spring 2019)	DIBELS Next (Spring 2020)
Academic Indicator per the California School Dashboard for grades 3-8 for ELA and Math	Academic Indicator ELA Performance Level of Yellow (Low Status, Increased Change) (2015-16) Math Performance Level of Yellow (Low Status, Maintained Change) (2015-16)	Academic Indicator ELA Performance Level of Yellow (Low Status, Increased Change) (2016-17) Math Performance Level of Yellow (Low Status, Increased Change) (2016-17) Result: Academic Indicator ELA Performance Level of Orange (Low Status of 56.2 points below level 3, Decreased Change of 5.2 points) (2016-17) Math Performance Level of Orange (Low Status of 67.3 points below level 3, Decreased Change of 2.8 points) (2016-17)	Academic Indicator ELA Increase the distance from level 3 by 8 points from the prior year. (2017-18) Math Increase the distance from level 3 by 10 points from the prior year. (2017-18)	Academic Indicator ELA Increase the distance from level 3 by 10 points from the prior year. (2018-19) Math Increase the distance from level 3 by 12 points from the prior year. (2018-19)
Algebra Readiness Percent (%) of 8th	Algebra Readiness 37.5% of 8th graders	Algebra Readiness 41.0% of 8th graders will	Algebra Readiness 41.0% of 8th graders will	Algebra Readiness 45.0% of 8th graders will

Metrics/Indicators	Baseline	2017-18	2018-19	2019-20
<p>graders will score at or above a MAP RIT score of 230 (Spring)</p>	<p>scored at or above a MAP RIT score of 230 (Spring 2017)</p>	<p>score at or above a MAP RIT score of 230 (Spring 2018)</p> <p>Result: 37.0% of 8th graders scored at or above a MAP RIT score of 230 (Spring 2018)</p>	<p>score at or above a MAP RIT score of 230 (Spring 2019)</p>	<p>score at or above a MAP RIT score of 230 (Spring 2020)</p>
<p>Algebra Proficiency Percent (%) of 9th graders will score at or above a MAP RIT score of 235 (Spring)</p>	<p>Algebra Proficiency 31.5% of 9th graders scored at or above a MAP RIT score of 235 (Spring 2017)</p>	<p>Algebra Proficiency 35.0% of 9th graders will score at or above a MAP RIT score of 235 (Spring 2018)</p> <p>Result: 31.1% of 9th graders scored at or above a MAP RIT score of 235 (Spring 2018)</p>	<p>Algebra Proficiency 35.0% of 9th graders will score at or above a MAP RIT score of 235 (Spring 2019)</p>	<p>Algebra Proficiency 39.0% of 9th graders will score at or above a MAP RIT score of 235 (Spring 2020)</p>
<p>AP Course access Percent (%) of HS students who will be enrolled in at least one AP course during the academic year</p>	<p>AP Course access 27.5% of HS students were enrolled in at least one AP course during the academic year (2015-16)</p>	<p>AP Course access 30.0% of HS students will be enrolled in at least one AP course during the academic year (2016-17)</p> <p>Result: AP Course access 27.6% of HS students enrolled in at least one AP course during the academic year (2016-17)</p>	<p>This metric was discontinued and replaced with a new metric for AP/IB/Dual Enrollment course access.</p>	<p>This metric was discontinued and replaced with a new metric for AP/IB/Dual Enrollment course access.</p>

Metrics/Indicators	Baseline	2017-18	2018-19	2019-20
<p>New: AP/IB/Dual Enrollment Course access Percent (%) of HS students who will be enrolled in at least one AP/IB/Dual Enrollment course during the academic year.</p>	<p>AP/IB/Dual Enrollment Course access 30.3% of HS students were enrolled in at least one AP/IB/Dual Enrollment course during the academic year (2016-17).</p>	<p>Not applicable. New metric starting 2018-19 LCAP year.</p>	<p>AP/IB/Dual Enrollment Course access 33.0% of HS students will be enrolled in at least one AP/IB/Dual Enrollment course during the academic year.</p>	<p>AP/IB/Dual Enrollment Course access 36.0% of HS students will be enrolled in at least one AP/IB/Dual Enrollment course during the academic year.</p>
<p>AP Passage The percentage (%) of Grade 12 students who have attempted and passed one or more AP exams</p>	<p>AP Passage The percentage (%) of Grade 12 students who have attempted and passed one or more AP exams was 54.0% (2015-16)</p>	<p>AP Passage Increase the percentage (%) of Grade 12 students who have attempted and passed one or more AP exams to 57.0% (2016-17)</p> <p>Result: 52.4% of Grade 12 students have attempted and passed one or more AP exams (2016-17)</p>	<p>AP Passage Increase the percentage (%) of Grade 12 students who have attempted and passed one or more AP exams to 55.0% (2017-18)</p>	<p>AP Passage Increase the percentage (%) of Grade 12 students who have attempted and passed one or more AP exams to 58.0% (2018-19)</p>
<p>High School Graduation High school cohort graduation rate</p>	<p>High School Graduation The high school cohort graduation rate is 91.6% (2015-16)</p>	<p>High School Graduation Increase the high school cohort graduation rate to 92.5% (2016-17)</p> <p>Result: The high school cohort graduation rate is TBD (Data available late June 2018). CDE has notified districts that a methodological change to the calculation of graduation rate may</p>	<p>High School Graduation Increase the high school cohort graduation rate to 93.5% (2017-18)</p>	<p>High School Graduation Increase the high school cohort graduation rate to 94.5% (2018-19)</p>

Metrics/Indicators	Baseline	2017-18	2018-19	2019-20
A-G Course Completion Percent (%) of graduates will meet UC/CSU A-G course requirements	A-G Course Completion 42.3% of graduates met UC/CSU A-G course requirements (2015-16)	result in a 2-3% decrease in grad rate statewide. At the time that the data is available, SAUSD will make the results available.	A-G Course Completion 46.0% of graduates will meet UC/CSU A-G course requirements (2017-18)	A-G Course Completion 48.0% of graduates will meet UC/CSU A-G course requirements (2018-19)
CTE Pathway Completion % of Grade 12 students who have completed a CTE Pathway	CTE Pathway Completion 39.6% of Grade 12 students have completed a CTE Pathway (2015-16)	Result: 44.4% of graduates met UC/CSU A-G course requirements (2016-17)	CTE Pathway Completion 23.0% of Grade 12 students will have completed a CTE Pathway (2017-18)	CTE Pathway Completion 25.0% of Grade 12 students will have completed a CTE Pathway (2018-19)
College Readiness Percent (%) of 11th grade students will be college ready or conditional status in ELA (SBAC 15-16) Percent (%) of	College Readiness 41% of 11th grade students are college ready or conditional status in ELA (SBAC 15-16) 19% of 11th grade	College Readiness 44% of 11th grade students will be college ready or conditional status in ELA (SBAC 16-17) 22% of 11th grade	College Readiness 42% of 11th grade students will be college ready or conditional status in ELA (SBAC 17-18) 22% of 11th grade students will	College Readiness 45% of 11th grade students will be college ready or conditional status in ELA (SBAC 18-19) 25% of 11th grade

Metrics/Indicators	Baseline	2017-18	2018-19	2019-20
11th grade students will be at college ready or conditional status in Math (SBAC)	students are at college ready or conditional status in Math (SBAC 15-16)	students will be at college ready or conditional status in Math (SBAC 16-17) Results: 39% of 11th grade students are college ready or conditional status in ELA (SBAC 16-17 19% of 11th grade students are at college ready or conditional status in Math (SBAC 16-17)	be at college ready or conditional status in Math (SBAC 17-18)	students will be at college ready or conditional status in Math (SBAC 18-19)
Enrollment in Post-Secondary Education Percent (%) of students will be enrolled in college at any time during the first year after high school	Enrollment in Post-Secondary Education 70% of students were enrolled in college at any time during the first year after high school (Class of 2015)	Enrollment in Post-Secondary Education 73% of students will be enrolled in college at any time during the first year after high school (Class of 2016) Result: 80% of students were enrolled in college at any time during the first year after high school (Class of 2016)	Enrollment in Post-Secondary Education 83% of students will be enrolled in college at any time during the first year after high school (Class of 2017)	Enrollment in Post-Secondary Education 86% of students will be enrolled in college at any time during the first year after high school (Class of 2018)
Post-Secondary Persistence Percent (%) of graduates enrolled in post-secondary education persisted into their second year of school	Post-Secondary Persistence 78% of graduates enrolled in post-secondary education persisted into their second year of school (Class of 2014)	Post-Secondary Persistence 82% of graduates enrolled in post-secondary education will persist into their second year of school (Class of 2015)	Post-Secondary Persistence 82% of graduates enrolled in post-secondary education will persist into their second year of school (Class of 2016)	Post-Secondary Persistence 84% of graduates enrolled in post-secondary education will persist into their second year of school (Class of 2017)

Metrics/Indicators	Baseline	2017-18	2018-19	2019-20
		<p>Result: 78% of graduates enrolled in post-secondary education persisted into their second year of school (Class of 2015)</p>		
<p>College and Career Indicator (CCI) per the California School Dashboard</p>	<p>Baseline data will be available Fall 2017 for cohort 2015-16 students</p>	<p>To be completed after baseline data is available</p> <p>Result: 45.8% of students are in the "prepared" category (2015-16 cohort). Performance levels are not available.</p>	<p>49.0% of students will be in the "prepared" category (2016-17 cohort)</p>	<p>52.0% of students will be in the "prepared" category (2017-18 cohort)</p>
<p>Teacher Assignments Number/percentage of misassignments of English teachers of English learners, total teacher misassignments, and vacant teacher positions</p>	<p>Teacher Assignments 3 EL teachers misassigned, 9 total misassigned teachers (2016-17)</p>	<p>Teacher Assignments 0 misassigned teachers (2017-18)</p> <p>Result: 0 EL teachers missassigned, 5 total missassigned teachers (2017-18)</p>	<p>Teacher Assignments 0 misassigned teachers (2018-19)</p>	<p>Teacher Assignments 0 misassigned teachers (2019-20)</p>
<p>Standards-aligned Materials Percent (%) of pupils that have standards-aligned instructional materials</p>	<p>Standards-aligned Materials 100% of pupils have standards-aligned instructional materials (2016-17)</p>	<p>Standards-aligned Materials Maintain 100% of pupils have standards-aligned instructional materials (2017-18)</p>	<p>Standards-aligned Materials Maintain 100% of pupils have standards-aligned instructional materials (2018-19)</p>	<p>Standards-aligned Materials Maintain 100% of pupils have standards-aligned instructional materials (2019-20)</p>

Metrics/Indicators	Baseline	2017-18	2018-19	2019-20
<p>Student access to technology Percent (%) of students surveyed who indicate that they have access to Internet and wireless at home Percent (%) of students surveyed who indicate that they have access to computers at home Percent (%) of students who use computers daily at school as reported by teachers The ratio of students to technology that is 4 years or newer The ratio of students to "access for all" 1:1 access to mobile device</p>	<p>Student access to technology 88% of students surveyed indicate that they have access to Internet and wireless at home 85% of students surveyed indicate that they have access to computers at home 68% of students use computers daily at school as reported by surveyed teachers The ratio of students to technology that is 4 years or newer was 1.0 to 1.0 The ratio of students to "access for all" 1:1 access to mobile device was 0.95 to 1.0. (2016-17)</p>	<p>Result: 100% of pupils have standards-aligned instructional materials (2017-18)</p> <p>Student access to technology 89% of students surveyed will indicate that they have access to Internet and wireless at home 91% of students surveyed will indicate that they have access to computers at home 75% of students will use computers daily at school as reported by surveyed teachers The ratio of students to technology that is 4 years or newer will be maintained at 1 to 1 or better The ratio of students to "access for all" 1:1 access to mobile device will be maintained at 1 to 1 or better. (2017-18)</p>	<p>Student access to technology 90% of students surveyed will indicate that they have access to Internet and wireless at home 85% of students surveyed will indicate that they have access to computers at home 78% of students will use computers daily at school as reported by surveyed teachers The ratio of students to technology that is 4 years or newer will be maintained at 1 to 1 or better The ratio of students to "access for all" 1:1 access to mobile device will be maintained at 1 to 1 or better. (2018-19)</p>	<p>Student access to technology 91% of students surveyed will indicate that they have access to Internet and wireless at home 86% of students surveyed will indicate that they have access to computers at home 79% of students will use computers daily at school as reported by surveyed teachers The ratio of students to technology that is 4 years or newer will be maintained at 1 to 1 or better The ratio of students to "access for all" 1:1 access to mobile device will be maintained at 1 to 1 or better. (2019-20)</p>

Metrics/Indicators	Baseline	2017-18	2018-19	2019-20
		use computers daily at school as reported by surveyed teachers The ratio of students to technology that is 4 years or newer was 1.0 to 1.2 The ratio of students to "access for all" 1:1 access to mobile device was 1.0 to 1.0. (2017-18)		
New: Certificated PD Certificated employees' participation in professional learning Post-workshop evaluation results for certificated employees	Baseline data will be collected in 2018-19.	Not applicable. New metric starting 2018-19 LCAP year.	Not applicable. Baseline data will be collected in 2018-19 LCAP year.	TBD. Will be updated after baseline data is collected.

Planned Actions / Services

Complete a copy of the following table for each of the LEA's Actions/Services. Duplicate the table, including Budgeted Expenditures, as needed.

Action 1

For Actions/Services not included as contributing to meeting the Increased or Improved Services Requirement:

Students to be Served:

(Select from All, Students with Disabilities, or Specific Student Groups)

All

Location(s):

(Select from All Schools, Specific Schools, and/or Specific Grade Spans)

All Schools

OR

For Actions/Services included as contributing to meeting the Increased or Improved Services Requirement:

Students to be Served:

(Select from English Learners, Foster Youth, and/or Low Income)

[Add Students to be Served selection here]

Scope of Services:

(Select from LEA-wide, Schoolwide, or Limited to Unduplicated Student Group(s))

[Add Scope of Services selection here]

Location(s):

(Select from All Schools, Specific Schools, and/or Specific Grade Spans)

[Add Location(s) selection here]

Actions/Services

Select from New, Modified, or Unchanged for 2017-18

Unchanged Action

2017-18 Actions/Services

1.1: Provide equitable student access to a rigorous, standards-based, instructional program that include, but is not limited to high-quality instruction, Standards-aligned instructional materials, academic supports, and technology-based resources. Full implementation of the new CA State Standards and assessments.

Select from New, Modified, or Unchanged for 2018-19

Modified Action

2018-19 Actions/Services

1.1: Provide equitable access for all students to a high quality rigorous, CA state standards-based, core instructional program with CA standards aligned instructional materials, differentiated academic supports, aligned assessments, and technology-based resources.

Select from New, Modified, or Unchanged for 2019-20

Unchanged Action

2019-20 Actions/Services

1.1: Provide equitable access for all students to a high quality rigorous, CA state standards-based, core instructional program with CA standards aligned instructional materials, differentiated academic supports, aligned assessments, and technology-based resources.

Budgeted Expenditures

Year	2017-18	2018-19	2019-20
Amount	24,091,331	5,332,490	5,266,130
Budget Reference	LCFF sources Lottery: Instructional Materials	LCFF sources Title I, Part A	LCFF sources Title I, Part A
	Object Categories:	Object Categories:	Object Categories:
	2000 1,623,388	1000 650,032	1000 641,943
	3000 723,901	2000 753,001	2000 743,630
	4000 19,454,381	3000 569,840	3000 562,748
	5000 2,041,183	4000 2,263,689	4000 2,235,519
	6000 248,478	5000 1,095,928	5000 1,082,290

Action 2

For Actions/Services not included as contributing to meeting the Increased or Improved Services Requirement:

Students to be Served:

(Select from All, Students with Disabilities, or Specific Student Groups)

All

Location(s):

(Select from All Schools, Specific Schools, and/or Specific Grade Spans)

All Schools

OR

For Actions/Services included as contributing to meeting the Increased or Improved Services Requirement:

Students to be Served:

(Select from English Learners, Foster Youth, and/or Low Income)

[Add Students to be Served selection here]

Scope of Services:

(Select from LEA-wide, Schoolwide, or Limited to Unduplicated Student Group(s))

[Add Scope of Services selection here]

Location(s):

(Select from All Schools, Specific Schools, and/or Specific Grade Spans)

[Add Location(s) selection here]

Actions/Services

Select from New, Modified, or Unchanged for 2017-18

Select from New, Modified, or Unchanged for 2018-19

Select from New, Modified, or Unchanged for 2019-20

Unchanged Action	Modified Action	Unchanged Action
2017-18 Actions/Services 1.2: Continue administration of progress monitoring (growth) assessments for all academic programs.	2018-19 Actions/Services 1.2: Ensure that all teachers at every school are highly qualified to teach and be knowledgeable of the CA state standards, have an aligned core instructional program, and can effectively utilize the aligned assessment tools to plan for instruction that addresses student need.	2019-20 Actions/Services 1.2: Ensure that all teachers at every school are highly qualified to teach and be knowledgeable of the CA state standards, have an aligned core instructional program, and can effectively utilize the aligned assessment tools to plan for instruction that addresses student need.

Budgeted Expenditures

Year	2017-18	2018-19	2019-20
Amount	3,762,739	248,515,492	245,422,882
Budget Reference	LCFF sources Title I, Part A Title I, School Improvement Grant QEIA Title I, Core Set Aside Object Category: 1000 1,141,072 2000 973,464 3000 667,102 4000 100,351 5000 880,750	LCFF sources Title I, Part A Title II, Part A Title III, LEP Local sources Special Education Lottery: Instructional Materials Object Category: 1000 168,935,803 2000 1,161,819 3000 69,084,880 4000 6,657,184 5000 2,475,806 6000 200,000	LCFF sources Title I, Part A Title II, Part A Title III, LEP Local sources Special Education Lottery: Instructional Materials Object Category: 1000 166,833,508 2000 1,147,361 3000 68,225,165 4000 6,574,340 5000 2,444,997 6000 197,511

Action 3

For Actions/Services not included as contributing to meeting the Increased or Improved Services Requirement:

Students to be Served:

(Select from All, Students with Disabilities, or Specific Student Groups)

All

Location(s):

(Select from All Schools, Specific Schools, and/or Specific Grade Spans)

All Schools

Specific Grade Spans:

OR

For Actions/Services included as contributing to meeting the Increased or Improved Services Requirement:

Students to be Served:

(Select from English Learners, Foster Youth, and/or Low Income)

[Add Students to be Served selection here]

Scope of Services:

(Select from LEA-wide, Schoolwide, or Limited to Unduplicated Student Group(s))

[Add Scope of Services selection here]

Location(s):

(Select from All Schools, Specific Schools, and/or Specific Grade Spans)

[Add Location(s) selection here]

Actions/Services

Select from New, Modified, or Unchanged for 2017-18

Unchanged Action

2017-18 Actions/Services

1.3: Maintain partnerships with institutions of higher education and community organizations that support desired student-learning outcomes, including support for A-G completion and Dual enrollment and Early College.

Select from New, Modified, or Unchanged for 2018-19

Modified Action

2018-19 Actions/Services

1.3: Ensure effective access and integration of technology resources, including software and mobile devices, that ensure meaningful access to CA state standards aligned core instructional program.

Select from New, Modified, or Unchanged for 2019-20

Unchanged Action

2019-20 Actions/Services

1.3: Ensure effective access and integration of technology resources, including software and mobile devices, that ensure meaningful access to CA state standards aligned core instructional program.

Budgeted Expenditures

Year	2017-18	2018-19	2019-20
Amount	339,754	10,128,284	10,002,245
Budget Reference	LCFF sources Title I, Part A College Readiness Block Grant	LCFF sources Title I, Part A	LCFF sources Title I, Part A
	Object Category:	Object Category:	Object Category:
	1000 176,709	1000 3,000	1000 2,963
	2000 5,281	2000 2,924,289	2000 2,887,898
	3000 56,372	3000 1,188,914	3000 1,174,119
	4000 26,691	4000 5,299,121	4000 5,233,177
	5000 74,701	5000 712,960	5000 704,088

Action 4

For Actions/Services not included as contributing to meeting the Increased or Improved Services Requirement:

Students to be Served:

(Select from All, Students with Disabilities, or Specific Student Groups)

All

Location(s):

(Select from All Schools, Specific Schools, and/or Specific Grade Spans)

All Schools

OR

For Actions/Services included as contributing to meeting the Increased or Improved Services Requirement:

Students to be Served:

(Select from English Learners, Foster Youth, and/or Low Income)

[Add Students to be Served selection here]

Scope of Services:

(Select from LEA-wide, Schoolwide, or Limited to Unduplicated Student Group(s))

[Add Scope of Services selection here]

Location(s):

(Select from All Schools, Specific Schools, and/or Specific Grade Spans)

[Add Location(s) selection here]

Actions/Services

Select from New, Modified, or Unchanged for 2017-18

Unchanged Action

Select from New, Modified, or Unchanged for 2018-19

Modified Action

Select from New, Modified, or Unchanged for 2019-20

Unchanged Action

2017-18 Actions/Services

1.4: Implement actions as noted in the Equal Opportunity Audit - Blueprint for Action and College and Career Readiness Plan.

2018-19 Actions/Services

1.4: Provide school-to-school support matriculation between 5th to 6th grade, 8th to 9th grade, and 12th grade to college/career) to increase levels of academic success for all students, which includes low-income pupils, ELs, foster youth, and students with disabilities.

2019-20 Actions/Services

1.4: Provide school-to-school matriculation support between 5th to 6th grade, 8th to 9th grade, and 12th grade to college/career) to increase levels of academic success for all students, which includes low-income pupils, ELs, foster youth, and students with disabilities.

Budgeted Expenditures

Year	2017-18	2018-19	2019-20
Amount	318,542	370,947	366,331
Budget Reference	College Readiness Block Grant	LCFF Sources Title I, Part A	LCFF Sources Title I, Part A
Object Category:	1000 151,838 2000 18,479 3000 59,265 4000 3,600 5000 85,360	Object Category: 1000 244,669 2000 1,000 3000 99,778 4000 2,500 5000 23,000	Object Category: 1000 241,624 2000 988 3000 98,536 4000 2,469 5000 22,714

Action 5

For Actions/Services not included as contributing to meeting the Increased or Improved Services Requirement:

Students to be Served:

(Select from All, Students with Disabilities, or Specific Student Groups)

All

Location(s):

(Select from All Schools, Specific Schools, and/or Specific Grade Spans)

Specific Schools: Elementary Schools, Preschools

OR

For Actions/Services included as contributing to meeting the Increased or Improved Services Requirement:

Students to be Served:
(Select from English Learners, Foster Youth, and/or Low Income)

[Add Students to be Served selection here]

Scope of Services:
(Select from LEA-wide, Schoolwide, or Limited to Unduplicated Student Group(s))

[Add Scope of Services selection here]

Location(s):
(Select from All Schools, Specific Schools, and/or Specific Grade Spans)

[Add Location(s) selection here]

Actions/Services

Select from New, Modified, or Unchanged for 2017-18

Select from New, Modified, or Unchanged for 2018-19

Select from New, Modified, or Unchanged for 2019-20

Unchanged Action
2017-18 Actions/Services
1.5: Ensure access for low-income pupils to the core instructional program by increasing access to early childhood education, full day kinder at pilot schools, age appropriate literacy and numeracy programs, supports, and interventions (e.g., AVID, credit recovery)

Modified Action
2018-19 Actions/Services
1.5: Provide all student sub-groups with increased access to early childhood education programs including preschool, full day kinder at pilot schools, age appropriate literacy and numeracy programs, and early interventions.

Unchanged Action
2019-20 Actions/Services
1.5: Provide all student sub-groups with increased access to early childhood education programs including preschool, full day kinder at pilot schools, age appropriate literacy and numeracy programs, and early interventions.

Budgeted Expenditures

Year	2017-18	2018-19	2019-20
Amount	4,057,355	13,733,354	13,562,452
Budget Reference	<p>LCFF sources Title I, Part A Title II, Part A Title III, LEP Local sources</p> <p>Object Category:</p> <p>1000 1,240,527 2000 1,034,030 3000 297,236 4000 345,183 5000 1,140,379</p>	<p>LCFF sources Title I, Part A State Preschool Head Start Ongoing & Major Maintenance Special Education</p> <p>Object Category:</p> <p>1000 8,546,847 2000 997,821 3000 3,876,552 4000 111,230 5000 200,904</p>	<p>LCFF sources Title I, Part A State Preschool Head Start Ongoing & Major Maintenance Special Education</p> <p>Object Category:</p> <p>1000 8,440,487 2000 985,404 3000 3,828,311 4000 109,846 5000 198,404</p>

Action 6

For Actions/Services not included as contributing to meeting the Increased or Improved Services Requirement:

Students to be Served:

(Select from All, Students with Disabilities, or Specific Student Groups)

All

Location(s):

(Select from All Schools, Specific Schools, and/or Specific Grade Spans)

Specific Schools: Secondary Schools
Specific Grade Spans:

OR

For Actions/Services included as contributing to meeting the Increased or Improved Services Requirement:

Students to be Served:

(Select from English Learners, Foster Youth, and/or Low Income)

[Add Students to be Served selection here]

Scope of Services:

(Select from LEA-wide, Schoolwide, or Limited to Unduplicated Student Group(s))

[Add Scope of Services selection here]

Location(s):

(Select from All Schools, Specific Schools, and/or Specific Grade Spans)

Specific Schools:

[Add Location(s) selection here]

Actions/Services

Select from New, Modified, or Unchanged for 2017-18

Unchanged Action

2017-18 Actions/Services

1.6: Provide equity of access to Advanced Placement (AP) course options, AP training for teachers, and AP summer boot camp, and continue implementation of the International Baccalaureate (IB) program.

Select from New, Modified, or Unchanged for 2018-19

Modified Action

2018-19 Actions/Services

1.6: Provide equitable access to courses and supports that will develop college and career readiness which may include A-G approved classes, CTE pathways, Advanced Placement (AP) courses and summer bridge programs, International Baccalaureate (IB) program, Early College/dual enrollment courses, and AVID. (Equal Opportunity Audit - EOA, College and Career Readiness Plan - CCRP)

Select from New, Modified, or Unchanged for 2019-20

Modified Action

2019-20 Actions/Services

1.6: Provide equitable access to courses and supports that will develop college and career readiness which may include A-G approved classes, CTE pathways, Advanced Placement (AP) courses and summer bridge programs, International Baccalaureate (IB) program, Early College/dual enrollment courses, and AVID. (Equal Opportunity Audit - EOA, College and Career Readiness Plan - CCRP)

Budgeted Expenditures

Year	2017-18	2018-19	2019-20
Amount	1,960,376	16,971,742	16,760,540
Budget Reference	LCFF sources Object Category: 1000 520,760 2000 3,183 3000 148,908 4000 396,481 5000 891,044	LCFF sources Carl Perkins Title I, Part A California Career Pathways Trust Partnership Academies Supplementary Prgs-Specialized Secondary Special Education NJROTC Local Sources Object Category: 1000 7,988,402 2000 1,469,948 3000 3,841,494 4000 250,041 5000 2,803,440 6000 464,809 7000 153,608	LCFF sources Carl Perkins Title I, Part A Partnership Academies Supplementary Prgs-Specialized Secondary Special Education NJROTC Local Sources Object Category: 1000 7,888,991 2000 1,451,656 3000 3,793,689 4000 246,929 5000 2,768,553 6000 459,025 7000 151,697

Action 7

For Actions/Services not included as contributing to meeting the Increased or Improved Services Requirement:

Students to be Served: (Select from All, Students with Disabilities, or Specific Student Groups)	Location(s): (Select from All Schools, Specific Schools, and/or Specific Grade Spans)
All	All Schools Specific Schools: Specific Grade Spans:

OR

For Actions/Services included as contributing to meeting the Increased or Improved Services Requirement:

Students to be Served:

(Select from English Learners, Foster Youth, and/or Low Income)

[Add Students to be Served selection here]

Scope of Services:

(Select from LEA-wide, Schoolwide, or Limited to Unduplicated Student Group(s))

[Add Scope of Services selection here]

Location(s):

(Select from All Schools, Specific Schools, and/or Specific Grade Spans)

[Add Location(s) selection here]

Actions/Services

Select from New, Modified, or Unchanged for 2017-18

Unchanged Action

2017-18 Actions/Services

1.7: Expand access to math and science programs by increasing Science Technology Engineering Arts Mathematics (STEM/STEAM) opportunities at all schools.

Select from New, Modified, or Unchanged for 2018-19

Modified Action

2018-19 Actions/Services

1.7: Ensure that all schools provide students with access to math and science core programs that build awareness and academic proficiency in Science Technology Engineering Arts Mathematics (STEM/STEAM) core content.

Select from New, Modified, or Unchanged for 2019-20

Unchanged Action

2019-20 Actions/Services

1.7: Ensure that all schools provide students with access to math and science core programs that build awareness and academic proficiency in Science Technology Engineering Arts Mathematics (STEM/STEAM) core content.

Budgeted Expenditures

2017-18 Actions/Services

1.8: Increase availability of Career Technical Education (CTE) courses and academies at all secondary schools. Ensure all CTE courses are A-G approved to support college readiness.

2018-19 Actions/Services

1.8: Cultivate and provide high quality instructional leadership that ensures equitable student access to core curricular and instructional program.

2019-20 Actions/Services

1.8: Cultivate and provide high quality instructional leadership that ensures equitable student access to core curricular and instructional program.

Budgeted Expenditures

Year	2017-18	2018-19	2019-20
Amount	9,180,024	26,626,661	26,295,310
Budget Reference	LCFF sources Carl Perkins Irvine Mathematics Project - UCI California Career Pathways Trust Partnership Academies Supplementary Prgs-Specialized Secondary Education Academy E-Business Academy Global Business Academy CTE Incentive Grant Voc Ed Act PL98-524 Local sources Object Category: 1000 2,820,994 2000 389,011 3000 1,043,619 4000 1,491,359 5000 1,364,376 6000 1,816,183 7000 254,482	LCFF sources College Readiness Block Grant Special Education Object Category: 1000 18,715,087 2000 197,608 3000 7,681,361 5000 32,605	LCFF sources Special Education Object Category: 1000 18,482,190 2000 195,149 3000 7,585,772 5000 32,199

Action 9

For Actions/Services not included as contributing to meeting the Increased or Improved Services Requirement:

Students to be Served:

(Select from All, Students with Disabilities, or Specific Student Groups)

All

Location(s):

(Select from All Schools, Specific Schools, and/or Specific Grade Spans)

All Schools

OR

For Actions/Services included as contributing to meeting the Increased or Improved Services Requirement:

Students to be Served:

(Select from English Learners, Foster Youth, and/or Low Income)

[Add Students to be Served selection here]

Scope of Services:

(Select from LEA-wide, Schoolwide, or Limited to Unduplicated Student Group(s))

[Add Scope of Services selection here]

Location(s):

(Select from All Schools, Specific Schools, and/or Specific Grade Spans)

[Add Location(s) selection here]

Actions/Services

Select from New, Modified, or Unchanged for 2017-18

Unchanged Action

2017-18 Actions/Services

1.9: Continue to expand online/hybrid course availability to promotes choice at the secondary school level and to enhance personalized learning options across all grade levels, i.e.Flex 2.0.

Select from New, Modified, or Unchanged for 2018-19

Modified Action

2018-19 Actions/Services

1.9: In addition to services provided to low income students, foster youth, and English learners, students with disabilities will receive services and supports as listed in their Individualized Education Programs (IEPs) in order to improve outcomes and close the achievement gap, which may graduation rate and/or performance on statewide assessments.

Select from New, Modified, or Unchanged for 2019-20

Modified Action

2019-20 Actions/Services

1.9: In addition to services provided to low income students, foster youth, and English learners, students with disabilities will receive services and supports as listed in their Individualized Education Programs (IEPs) in order to improve outcomes and close the achievement gap, which may include graduation rate and/or performance on statewide assessments.

Budgeted Expenditures

Year	2017-18	2018-19	2019-20
Amount	274,608	123,047,680	121,516,434
Budget Reference	LCFF sources Title I, Part A Object Category: 1000 10,464 2000 5,722 3000 33,117 4000 6,000 5000 219,305	LCFF sources Child Development: CA State Preschool Title I, Part A Special Ed Title III, LEP Title II, Part A Head Start Object Category: 1000 57,452,509 2000 23,318,798 3000 32,805,139 4000 920,562 5000 4,932,300 7000 3,618,372	LCFF sources Child Development: CA State Preschool Title I, Part A Special Ed Title III, LEP Title II, Part A Head Start Object Category: 1000 56,737,551 2000 23,028,611 3000 32,396,901 4000 909,106 5000 4,870,921 7000 3,573,344

Action 10

For Actions/Services not included as contributing to meeting the Increased or Improved Services Requirement:

Students to be Served:
 (Select from All, Students with Disabilities, or Specific Student Groups)

All Location(s):
 (Select from All Schools, Specific Schools, and/or Specific Grade Spans)

All Schools

OR

For Actions/Services included as contributing to meeting the Increased or Improved Services Requirement:

Students to be Served:
 (Select from English Learners, Foster Youth, and/or Low Income)

[Add Students to be Served selection here]

Scope of Services:
 (Select from LEA-wide, Schoolwide, or Limited to Unduplicated Student Group(s))

[Add Scope of Services selection here]

Location(s):
 (Select from All Schools, Specific Schools, and/or Specific Grade Spans)

[Add Location(s) selection here]

Actions/Services

Select from New, Modified, or Unchanged for 2017-18

Unchanged Action

2017-18 Actions/Services

1.10: Support extended learning opportunities for low-income pupils by expanding before, after and Saturday school programs, tutoring, academic and enrichment summer school programs, and transportation services.

Select from New, Modified, or Unchanged for 2018-19

Modified Action

2018-19 Actions/Services

1.10: Provide professional development for certificated and classified staff to support each of the activities to support high quality delivery of the core academic program.

Select from New, Modified, or Unchanged for 2019-20

Unchanged Action

2019-20 Actions/Services

1.10: Provide professional development for certificated and classified staff to support each of the activities to support high quality delivery of the core academic program.

Budgeted Expenditures

Year	2017-18	2018-19	2019-20
Amount	43,228,416	5,904,387	5,830,911
Budget Reference	LCFF sources Title I, Part A Title I, Even Start Title I, Migrant Ed Title I, Core Set Aside Title III, Immigrant Ed 21st Century ASSETS Before and After School Learning & Safe Neighborhood Education for Homeless Children and Youth Prekindergarten & Family Literacy Support Kinder Readiness Program II Child Development Head Start Local sources Object Category: 1000 10,089,739 2000 8,480,614 3000 6,172,948 4000 2,096,166 5000 16,388,949	LCFF Sources Title I, Part A Object Category: 1000 3,801,089 2000 54,570 3000 1,565,970 4000 134,462 5000 348,296	LCFF Sources Title I, Part A Object Category: 1000 3,753,787 2000 53,891 3000 1,546,482 4000 132,789 5000 343,962

Action 11

For Actions/Services not included as contributing to meeting the Increased or Improved Services Requirement:

Students to be Served:

(Select from All, Students with Disabilities, or Specific Student Groups)

Location(s):

(Select from All Schools, Specific Schools, and/or Specific Grade Spans)

Specific Student Groups:

OR

For Actions/Services included as contributing to meeting the Increased or Improved Services Requirement:

Students to be Served:

(Select from English Learners, Foster Youth, and/or Low Income)

Scope of Services:

(Select from LEA-wide, Schoolwide, or Limited to Unduplicated Student Group(s))

Location(s):

(Select from All Schools, Specific Schools, and/or Specific Grade Spans)

Low Income

LEA-wide

All Schools

Actions/Services

Select from New, Modified, or Unchanged for 2017-18

Select from New, Modified, or Unchanged for 2018-19

Select from New, Modified, or Unchanged for 2019-20

Unchanged Action

Modified Action

Unchanged Action

2017-18 Actions/Services

2018-19 Actions/Services

2019-20 Actions/Services

1.11: Ensure the academic success of low-income pupils by providing transition support (bridge programs) from school-to-school (5th to 6th grade, 8th to 9th grade, and 12th grade to college/career).

1.11: Modified and combined with 1.4

See 2018-19 action.

Budgeted Expenditures

Year 2017-18

2018-19

2019-20

Amount 4,167

NA

NA

Budget Reference

LCFF sources

Object Category:

2000 2,564
3000 603
5000 1,000

NA

NA

Action 12

For Actions/Services not included as contributing to meeting the Increased or Improved Services Requirement:

Students to be Served:

(Select from All, Students with Disabilities, or Specific Student Groups)

Location(s):

(Select from All Schools, Specific Schools, and/or Specific Grade Spans)

[Add Students to be Served selection here]

[Add Location(s) selection here]

OR

For Actions/Services included as contributing to meeting the Increased or Improved Services Requirement:

Students to be Served:

(Select from English Learners, Foster Youth, and/or Low Income)

Scope of Services:

(Select from LEA-wide, Schoolwide, or Limited to Unduplicated Student Group(s))

Location(s):

(Select from All Schools, Specific Schools, and/or Specific Grade Spans)

English Learners

LEA-wide

All Schools

Actions/Services

Select from New, Modified, or Unchanged for 2017-18

Select from New, Modified, or Unchanged for 2018-19

Select from New, Modified, or Unchanged for 2019-20

Unchanged Action

Modified Action

Unchanged Action

2017-18 Actions/Services

2018-19 Actions/Services

2019-20 Actions/Services

1.12: Provide EL student services including, but not limited to, newcomer programs and summer English Language Development (ELD) academy.

1.12: Action modified and combined with action 4.5

See 2018-2019 action.

Budgeted Expenditures

Year	2017-18	2018-19	2019-20
Amount	3,953,316	NA	NA
Budget Reference	LCFF sources Title I, Part A Title I, Migrant Ed Title I, Core Set Aside Title II, Part A Title III, LEP Object Category: 1000 1,062,626 2000 690,050 3000 714,452 4000 1,222,624 5000 263,564	NA	NA

Action 13

For Actions/Services not included as contributing to meeting the Increased or Improved Services Requirement:

Students to be Served:

(Select from All, Students with Disabilities, or Specific Student Groups)

Location(s):

(Select from All Schools, Specific Schools, and/or Specific Grade Spans)

OR

For Actions/Services included as contributing to meeting the Increased or Improved Services Requirement:

Students to be Served:

(Select from English Learners, Foster Youth, and/or Low Income)

Scope of Services:

(Select from LEA-wide, Schoolwide, or Limited to Unduplicated Student Group(s))

Location(s):

(Select from All Schools, Specific Schools, and/or Specific Grade Spans)

Foster Youth

LEA-wide

All Schools

Actions/Services

Select from New, Modified, or Unchanged for 2017-18

Select from New, Modified, or Unchanged for 2018-19

Select from New, Modified, or Unchanged for 2019-20

Unchanged Action	Modified Action	Modified Action
2017-18 Actions/Services	2018-19 Actions/Services	2019-20 Actions/Services
1.13: Provide foster students with appropriate levels of service to ensure academic success.	1.13: Modified and combined into action 4.3	See 2018-2019 action.

Budgeted Expenditures

Year	2017-18	2018-19	2019-20
Amount	19,874	NA	NA
Budget Reference	LCFF sources	NA	NA
Object Category:			
	1000 868		
	2000 4,009		
	3000 1,152		
	4000 12,845		
	5000 1,000		

Action 14

For Actions/Services not included as contributing to meeting the Increased or Improved Services Requirement:

Students to be Served:
(Select from All, Students with Disabilities, or Specific Student Groups)

Location(s):
(Select from All Schools, Specific Schools, and/or Specific Grade Spans)

Specific Student Groups: Students w/ Disabilities All Schools

OR

For Actions/Services included as contributing to meeting the Increased or Improved Services Requirement:

Students to be Served:
(Select from English Learners, Foster Youth, and/or Low Income)

Scope of Services:
(Select from LEA-wide, Schoolwide, or Limited to Unduplicated Student Group(s))

Location(s):
(Select from All Schools, Specific Schools, and/or Specific Grade Spans)

Actions/Services

Select from New, Modified, or Unchanged for 2017-18 Select from New, Modified, or Unchanged for 2018-19 Select from New, Modified, or Unchanged for 2019-20

Unchanged Action	Modified Action	Modified Action
2017-18 Actions/Services	2018-19 Actions/Services	2019-20 Actions/Services
1.14: In addition to services provided to low income students, special education students will receive services and supports as listed in the Individualized Education Programs (IEPs).	1.14: Modified into Action 4.7	See 2018-19 action.

Budgeted Expenditures

Year	2017-18	2018-19	2019-20
Amount	7,798,148	NA	NA
Budget Reference	LCFF Sources Special Education Department of Rehab: Workability II, Transition Partnership	NA	NA
Object Category:	1000 3,010,367 2000 2,520,559 3000 2,267,222		

Action 15

For Actions/Services not included as contributing to meeting the Increased or Improved Services Requirement:
Students to be Served:
 (Select from All, Students with Disabilities, or Specific Student Groups) Location(s):
 All All Schools

OR

For Actions/Services included as contributing to meeting the Increased or Improved Services Requirement:

Students to be Served: (Select from English Learners, Foster Youth, and/or Low Income)	Scope of Services: (Select from LEA-wide, Schoolwide, or Limited to Unduplicated Student Group(s))	Location(s): (Select from All Schools, Specific Schools, and/or Specific Grade Spans)
[Add Students to be Served selection here]	[Add Scope of Services selection here]	[Add Location(s) selection here]
Actions/Services		
Select from New, Modified, or Unchanged for 2017-18	Select from New, Modified, or Unchanged for 2018-19	Select from New, Modified, or Unchanged for 2019-20
Unchanged Action	Modified Action	Unchanged Action
2017-18 Actions/Services	2018-19 Actions/Services	2019-20 Actions/Services
1.15 Provide professional development for certificated and classified staff to support each of the activities identified in Goal I.	1.15 Split into Actions 1.8 and 4.10	See 2018-19 action.

Budgeted Expenditures

Year	2017-18	2018-19	2019-20
Amount	6,568,614	NA	NA
Budget Reference	LCFF sources Title I, Part A Title II, Part A Title II, Part B Title III, LEP Special Ed Educator Effectiveness ITQ Improving Teacher Quality Title II-Part A Improving Teacher Quality Local Sources Object Categories: 1000 2,814,425 2000 72,335 3000 770,702 4000 1,671,593 5000 1,239,559	NA	NA

Action 16

For Actions/Services not included as contributing to meeting the Increased or Improved Services Requirement:

Students to be Served:

(Select from All, Students with Disabilities, or Specific Student Groups)

All

Location(s):

(Select from All Schools, Specific Schools, and/or Specific Grade Spans)

All Schools

OR

For Actions/Services included as contributing to meeting the Increased or Improved Services Requirement:

Students to be Served:

(Select from English Learners, Foster Youth, and/or Low Income)

Scope of Services:

(Select from LEA-wide, Schoolwide, or Limited to Unduplicated Student Group(s))

Location(s):

(Select from All Schools, Specific Schools, and/or Specific Grade Spans)

[Add Students to be Served selection here]	[Add Scope of Services selection here]	All Schools Specific Schools: Identified Schools by the Dashboard [Add Location(s) selection here]
--	--	--

Actions/Services

Select from New, Modified, or Unchanged for 2017-18	Select from New, Modified, or Unchanged for 2018-19	Select from New, Modified, or Unchanged for 2019-20
Unchanged Action	Modified Action	Unchanged Action

2017-18 Actions/Services	2018-19 Actions/Services	2019-20 Actions/Services
1.16. Provide additional support to identified schools in the "Very Low" category, to improve achievement in ELA and Math.	1.16. Moved to 4.8	See 2018-19 action.

Budgeted Expenditures

Year	2017-18	2018-19	2019-20
Amount	1,629,755	NA	NA

Budget Reference	LCFF sources Title III, LEP	NA	NA
Object Category:	1000 1,185,683 3000 444,072		

Goals, Actions, & Services

Strategic Planning Details and Accountability

Complete a copy of the following table for each of the LEA's goals. Duplicate the table as needed.

(Select from New Goal, Modified Goal, or Unchanged Goal)

Modified Goal

Goal 2

Establish collaboration and communication across all levels to support and promote engagement and school connectedness amongst students, staff, families and community.

State and/or Local Priorities addressed by this goal:

- State Priorities: Priority 3: Parental Involvement (Engagement)
- Priority 6: School Climate (Engagement)
- Priority 8: Other Pupil Outcomes (Pupil Outcomes)

Local Priorities:

Identified Need:

In order for our students to demonstrate measurable growth and to close the achievement gap, as measured by State and internal District assessments, there needs to be high levels of engagement and transparency of communication across all stakeholder groups.

Expected Annual Measurable Outcomes

Metrics/Indicators	Baseline	2017-18	2018-19	2019-20
Parent Survey Data Number of parents who participate in the annual survey	Parent Survey Data 15,965 parents participated in the annual survey (2015-16)	Parent Survey Data At least 15,000 parents will participate in the annual survey (2016-17) Result: 17,857 parents participated in the annual survey (2016-17)	Parent Survey Data At least 15,000 parents will participate in the annual survey (2017-18)	Parent Survey Data At least 15,000 parents will participate in the annual survey (2018-19)

Metrics/Indicators	Baseline	2017-18	2018-19	2019-20
Parent Engagement Host monthly (Sept-June) Community Advisory Committee meetings to engage parents of students with disabilities	Parent Engagement Hosted monthly (Sept-June) Community Advisory Committee meetings to engage parents of students with disabilities (2015-16)	Parent Engagement Host monthly (Sept-June) Community Advisory Committee meetings to engage parents of students with disabilities (2016-17) Result: Hosted monthly (Sept-May) Community Advisory Committee meetings to engage parents of students with disabilities (2016-17)	Parent Engagement Host monthly (Sept-May) Community Advisory Committee meetings to engage parents of students with disabilities (2017-18)	Parent Engagement Host monthly (Sept-May) Community Advisory Committee meetings to engage parents of students with disabilities (2018-19)
New: Welcoming Environment % of parents that agree/strongly agree that school allows input and welcomes parents' contributions. % of parents that agree/strongly agree that they feel welcome to participate at school.	Welcoming Environment 91% of parents that agree/strongly agree that school allows input and welcomes parents' contributions. 92% of parents that agree/strongly agree that they feel welcome to participate at school. (2016-17)	Not applicable. New metric for 2018-19 LCAP year.	Welcoming Environment Maintain 90% or above of surveyed parents that agree/strongly agree that school allows input and welcomes parents' contributions. Maintain 90% or above of surveyed parents that agree/strongly agree that they feel welcome to participate at school. (2017-18)	Welcoming Environment Maintain 90% or above of surveyed parents that agree/strongly agree that school allows input and welcomes parents' contributions. Maintain 90% or above of surveyed parents that agree/strongly agree that they feel welcome to participate at school. (2018-19)

Planned Actions / Services

Complete a copy of the following table for each of the LEA's Actions/Services. Duplicate the table, including Budgeted Expenditures, as needed.

Action 1

For Actions/Services not included as contributing to meeting the Increased or Improved Services Requirement:

Students to be Served:

(Select from All, Students with Disabilities, or Specific Student Groups)

All

Location(s):

(Select from All Schools, Specific Schools, and/or Specific Grade Spans)

All Schools

OR

For Actions/Services included as contributing to meeting the Increased or Improved Services Requirement:

Students to be Served:

(Select from English Learners, Foster Youth, and/or Low Income)

[Add Students to be Served selection here]

Scope of Services:

(Select from LEA-wide, Schoolwide, or Limited to Unduplicated Student Group(s))

[Add Scope of Services selection here]

Location(s):

(Select from All Schools, Specific Schools, and/or Specific Grade Spans)

[Add Location(s) selection here]

Actions/Services

Select from New, Modified, or Unchanged for 2017-18

Unchanged Action

Select from New, Modified, or Unchanged for 2018-19

Modified Action

Select from New, Modified, or Unchanged for 2019-20

Unchanged Action

2017-18 Actions/Services

2.1: Ensure access to the core instructional program by providing highly qualified teachers at each site to ensure full implementation of the new CA State Standards and assessments.

2018-19 Actions/Services

2.1: Enhance student learning and engagement by offering real world experiences and learning opportunities such as science camps, experiential field trips, summer enrichment programs and industry internships and work based learning.

2019-20 Actions/Services

2.1: Enhance student learning and engagement by offering real world experiences and learning opportunities such as science camps, experiential field trips, summer enrichment programs and industry internships and work based learning.

Budgeted Expenditures

Year	2017-18	2018-19	2019-20
Amount	251,271,671	714,412	705,521
Budget Reference	LCFF sources Title I, Part A Local sources	LCFF sources Title I, Part A	LCFF sources Title I, Part A
	Object Category:	Object Category:	Object Category:
	1000 183,563,022	1000 21,909	1000 21,636
	2000 272,249	2000 37,532	2000 37,065
	3000 67,203,681	3000 24,142	3000 23,841
	4000 87,435	4000 7,798	4000 7,701
	5000 145,283	5000 623,031	5000 615,278

Action 2

For Actions/Services not included as contributing to meeting the Increased or Improved Services Requirement:

Students to be Served:

(Select from All, Students with Disabilities, or Specific Student Groups)

All

Location(s):

(Select from All Schools, Specific Schools, and/or Specific Grade Spans)

All Schools

OR

For Actions/Services included as contributing to meeting the Increased or Improved Services Requirement:

Students to be Served:

(Select from English Learners, Foster Youth, and/or Low Income)

[Add Students to be Served selection here]

Scope of Services:

(Select from LEA-wide, Schoolwide, or Limited to Unduplicated Student Group(s))

[Add Scope of Services selection here]

Location(s):

(Select from All Schools, Specific Schools, and/or Specific Grade Spans)

[Add Location(s) selection here]

Actions/Services

Select from New, Modified, or Unchanged for 2017-18

Unchanged Action

Select from New, Modified, or Unchanged for 2018-19

Modified Action

Select from New, Modified, or Unchanged for 2019-20

Unchanged Action

2017-18 Actions/Services

2.2: Support extended learning opportunities for special education students as provided in their Individualized Education Programs (IEPs).

2018-19 Actions/Services

2.2: Utilize a family engagement framework to expand family and community engagement programs, extend library hours, and increase access to computer resources, support, and training for all student subgroups and their parents.

2019-20 Actions/Services

2.2: Utilize a family engagement framework to expand family and community engagement programs, extend library hours, and increase access to computer resources, support, and training for all student subgroups and their parents.

Budgeted Expenditures

Year	2017-18	2018-19	2019-20
Amount	101,012,082	4,696,930	4,638,480
Budget Reference	LCFF sources Special Education Department of Rehab: Workability II, Transition Partnership Medi-Cal Billing Option Object Category: 1000 47,606,892 2000 18,311,022 3000 26,795,300 4000 859,309 5000 2,275,658 7000 5,163,902	LCFF sources Title I, Part A Object Category: 1000 745,592 2000 1,825,623 3000 1,044,295 4000 232,659 5000 848,761	LCFF sources Title I, Part A Object Category: 1000 736,314 2000 1,802,904 3000 1,031,299 4000 229,764 5000 838,199

Action 3

For Actions/Services not included as contributing to meeting the Increased or Improved Services Requirement:

Students to be Served:

(Select from All, Students with Disabilities, or Specific Student Groups)

Location(s):

(Select from All Schools, Specific Schools, and/or Specific Grade Spans)

All

All Schools

OR

For Actions/Services included as contributing to meeting the Increased or Improved Services Requirement:

Students to be Served:
(Select from English Learners, Foster Youth, and/or Low Income)

[Add Students to be Served selection here]

Scope of Services:
(Select from LEA-wide, Schoolwide, or Limited to Unduplicated Student Group(s))

[Add Scope of Services selection here]

Location(s):
(Select from All Schools, Specific Schools, and/or Specific Grade Spans)

[Add Location(s) selection here]

Actions/Services

Select from New, Modified, or Unchanged for 2017-18

Select from New, Modified, or Unchanged for 2018-19

Select from New, Modified, or Unchanged for 2019-20

Unchanged Action

Modified Action

Unchanged Action

2017-18 Actions/Services

2018-19 Actions/Services

2019-20 Actions/Services

2.3: Ensure sufficient resources are available to schools to support extracurricular programs for students, instructional materials and other programs and supplies to enhance student outcomes.

2.3: Provide engagement opportunities for all stakeholders, including family and community, to District events (e.g. Annual Parent Conference, Open House, Back to School Nights, and School Choice Events).

2.3: Provide engagement opportunities for all stakeholders, including family and community, to District events (e.g. Annual Parent Conference, Open House, Back to School Nights, and School Choice Events).

Budgeted Expenditures

Year	2017-18	2018-19	2019-20
Amount	9,984,440	1,042,152	1,029,183
Budget Reference	LCFF sources Object Category: 1000 1,396,698 2000 1,326,048 3000 485,687 4000 4,091,780 5000 2,366,153 6000 318,073	LCFF sources Title I, Part A Object Category: 1000 153,438 2000 326,994 3000 195,127 4000 66,450 5000 300,143	LCFF sources Title I, Part A Object Category: 1000 151,529 2000 322,925 3000 192,698 4000 65,623 5000 296,408

Action 4

For Actions/Services not included as contributing to meeting the increased or improved services requirement:
Students to be Served:
 (Select from All, Students with Disabilities, or Specific Student Groups)
 All Schools

OR

For Actions/Services included as contributing to meeting the increased or improved services requirement:
Students to be Served:
 (Select from English Learners, Foster Youth, and/or Low Income)
 [Add Students to be Served selection here]

Actions/Services
 Select from New, Modified, or Unchanged for 2017-18
 New Action Modified Action Unchanged Action

2017-18 Actions/Services 2018-19 Actions/Services 2019-20 Actions/Services

2.4: Provide professional development for certificated and classified staff to support each of the activities identified in Goal 2.

2.4: Provide respectful programs that are reflective of race, language, disability and culture, including community social service resources, workshops, leadership opportunities (CAC,SCC, etc), school-based Family and Community Liaisons, parent volunteer training, fingerprinting, adult education classes, and child care.

2.4: Provide respectful programs that are reflective of race, language, disability and culture, including community social service resources, workshops, leadership opportunities (CAC,SCC, etc), school-based Family and Community Liaisons, parent volunteer training, fingerprinting, adult education classes, and child care.

Budgeted Expenditures

Year	2017-18	2018-19	2019-20
Amount	6,000	3,784,489	3,737,395
Budget Reference	Title I, Part A	Title I, Part A	Title I, Part A
Object Category:	5000 6,000	1000 761,898 2000 1,659,104 3000 983,286 4000 118,146 5000 262,055	1000 752,417 2000 1,638,458 3000 971,050 4000 116,676 5000 258,794

Action 5

For Actions/Services not included as contributing to meeting the Increased or Improved Services Requirement:
Students to be Served: (Select from All, Students with Disabilities, or Specific Student Groups) **Location(s):** (Select from All Schools, Specific Schools, and/or Specific Grade Spans)
 [Add Students to be Served selection here] [Add Location(s) selection here]

OR

For Actions/Services included as contributing to meeting the Increased or Improved Services Requirement:
Students to be Served: (Select from English Learners, Foster Youth, and/or Low Income) **Scope of Services:** (Select from LEA-wide, Schoolwide, or Limited to Unduplicated Student Group(s)) **Location(s):** (Select from All Schools, Specific Schools, and/or Specific Grade Spans)

English Learners

All Schools

Actions/Services
 Select from New, Modified, or Unchanged for 2017-18 Select from New, Modified, or Unchanged for 2018-19 Select from New, Modified, or Unchanged for 2019-20

Unchanged Action	Modified Action	Unchanged Action
2017-18 Actions/Services	2018-19 Actions/Services	2019-20 Actions/Services
2.5: Ensure equitable access to the core instructional program and enrichment opportunities, including Visual and Performing Arts (VAPA), foreign language, physical education and intramural athletics.	2.5: Ensure parents of English Learners (EL) have access to and are aware of information related to reclassification criteria and procedures.	2.5: Ensure parents of English Learners (EL) have access to and are aware of information related to reclassification criteria and procedures.

Budgeted Expenditures

Year	2017-18	2018-19	2019-20
Amount	564,478	5,600	5,531

Budget Reference	2018-19	2019-20
LCFF sources	Title I, Part A	Title I, Part A
Lottery: Instructional Materials	Object Category:	Object Category:
Object Category:	4000 1,000	4000 988
1000 137,209	5000 4,600	5000 4,543
2000 21,109		
3000 27,009		
4000 186,876		
5000 192,274		

Action 6
 For Actions/Services not included as contributing to meeting the Increased or Improved Services Requirement:

Students to be Served:
(Select from All, Students with Disabilities, or Specific Student Groups)

All

Location(s):
(Select from All Schools, Specific Schools, and/or Specific Grade Spans)

All Schools

OR

For Actions/Services included as contributing to meeting the Increased or Improved Services Requirement:

Students to be Served:

(Select from English Learners, Foster Youth, and/or Low Income)

Scope of Services:

(Select from LEA-wide, Schoolwide, or Limited to Unduplicated Student Group(s))

Location(s):

(Select from All Schools, Specific Schools, and/or Specific Grade Spans)

[Add Students to be Served selection here]

[Add Scope of Services selection here]

[Add Location(s) selection here]

Actions/Services

Select from New, Modified, or Unchanged for 2017-18

Select from New, Modified, or Unchanged for 2018-19

Select from New, Modified, or Unchanged for 2019-20

Unchanged Action

Modified Action

Unchanged Action

2017-18 Actions/Services

2.6: Ensuring access for low income pupils to the core instructional program including, but not limited to, STEM, VAPA, CTE and other high quality elective courses.

2018-19 Actions/Services

2.6 : Provide home language translations of District communication including school to home communiques, website, and parent meetings (Spanish & Vietnamese).

2019-20 Actions/Services

2.6: Provide home language translations of District communication including school to home communiques, website, and parent meetings (Spanish & Vietnamese).

Budgeted Expenditures

Year	2017-18	2018-19	2019-20
Amount	26,435,845	1,120,684	1,106,737
Budget Reference	LCFF sources Educator Effectiveness Title I, Part A Title I, Migrant Ed/Summer Program Title I, School Improvement Grant	LCFF sources Title I, Part A Local sources	LCFF sources Title I, Part A Local sources
	Object Category: 1000 13,490,341 2000 579,632 3000 5,194,952 4000 4,326,577 5000 2,679,272 6000 165,070	Object Category: 1000 2,300 2000 714,363 3000 291,071 4000 16,450 5000 96,500	Object Category: 1000 2,271 2000 705,473 3000 287,449 4000 16,245 5000 95,299

Action 7

For Actions/Services not included as contributing to meeting the increased or improved services requirement:

Students to be Served:
 (Select from All, Students with Disabilities, or Specific Student Groups)

All

OR

For Actions/Services included as contributing to meeting the increased or improved services requirement:

Students to be Served:
 (Select from English Learners, Foster Youth, and/or Low Income)

[Add Students to be Served selection here]

Scope of Services:
 (Select from LEA-wide, Schoolwide, or Limited to Unduplicated Student Group(s))

[Add Scope of Services selection here]

Location(s):
 (Select from All Schools, Specific Schools, and/or Specific Grade Spans)

[Add Location(s) selection here]

Actions/Services

Select from New, Modified, or Unchanged for 2017-18

Select from New, Modified, or Unchanged for 2018-19

Select from New, Modified, or Unchanged for 2019-20

Modified Action	Modified Action	Unchanged Action
2017-18 Actions/Services	2018-19 Actions/Services	2019-20 Actions/Services
2.7: Ensure student access to technology that is available for use at school and at home and by implementing a refresh cycle to replace technology at grades 3, 6, and 9.	2.7: Expand and maintain partnerships which support student academic success and social emotional well-being by partnering with institutions of higher education, community based organizations and district staff through MOU's and grants	2.7: Expand and maintain partnerships which support student academic success and social emotional well-being by partnering with institutions of higher education, community based organizations and district staff through MOU's and grants

Budgeted Expenditures

Year	2017-18	2018-19	2019-20
Amount	7,920,008	3,255,950	3,215,432
Budget Reference	LCFF sources Title I, Part A Local sources Object Category: 1000 40,973 2000 2,351,732 3000 1,079,079 4000 4,387,348 5000 60,877	LCFF sources Object Category: 5000 3,255,950	LCFF sources Object Category: 5000 3,215,432

Action 8

For Actions/Services not included as contributing to meeting the Increased or Improved Services Requirement:

Students to be Served:

(Select from All, Students with Disabilities, or Specific Student Groups)

Location(s):

(Select from All Schools, Specific Schools, and/or Specific Grade Spans)

Specific Student Groups:

OR

For Actions/Services included as contributing to meeting the increased or improved Services Requirement:

Students to be Served: (Select from English Learners, Foster Youth, and/or Low Income)	Scope of Services: (Select from LEA-wide, Schoolwide, or Limited to Unduplicated Student Group(s))	Location(s): (Select from All Schools, Specific Schools, and/or Specific Grade Spans)
Foster Youth	LEA-wide	All Schools

Actions/Services

Select from New, Modified, or Unchanged for 2017-18	Select from New, Modified, or Unchanged for 2018-19	Select from New, Modified, or Unchanged for 2019-20
Unchanged Action	Modified Action	Unchanged Action

2017-18 Actions/Services	2018-19 Actions/Services	2019-20 Actions/Services
2.8: Review and expand access to dual immersion/bilingual programs and other methods to increase the number of recipients of the State Seal of Biliteracy.	2.8: Implement procedures to ensure foster students have access to interventions and enrichment activities that support academic development, social emotional well-being, social capital development, and school and community connectedness and collaboration.	2.8: Implement procedures to ensure foster students have access to interventions and enrichment activities that support academic development, social emotional well-being, social capital development, and school and community connectedness and collaboration.

Budgeted Expenditures

Year	2017-18	2018-19	2019-20
Amount	755,001	1,500	1,481
Budget Reference	LCFF Sources	LCFF sources	LCFF sources
	Object Category: 1000 573,096 3000 181,905	Object Category: 5000 1,500	Object Category: 5000 1,481

Action 9

For Actions/Services not included as contributing to meeting the Increased or Improved Services Requirement:

Students to be Served:

(Select from All, Students with Disabilities, or Specific Student Groups)

All

Location(s):

(Select from All Schools, Specific Schools, and/or Specific Grade Spans)

All Schools

OR

For Actions/Services included as contributing to meeting the Increased or Improved Services Requirement:

Students to be Served:

(Select from English Learners, Foster Youth, and/or Low Income)

[Add Students to be Served selection here]

Scope of Services:

(Select from LEA-wide, Schoolwide, or Limited to Unduplicated Student Group(s))

[Add Scope of Services selection here]

Location(s):

(Select from All Schools, Specific Schools, and/or Specific Grade Spans)

[Add Location(s) selection here]

Actions/Services

Select from New, Modified, or Unchanged for 2017-18

Unchanged Action

Select from New, Modified, or Unchanged for 2018-19

Modified Action

Select from New, Modified, or Unchanged for 2019-20

Unchanged Action

2017-18 Actions/Services

2.9: Support learning opportunities for low-income pupils and their parents by developing and utilizing a parent engagement framework and rubric, extending library, access to computer resources, and computer training.

2018-19 Actions/Services

2.9: Build and grow instructional programs, such as dual immersion and heritage language programs, and expand world language options which support increasing numbers of high school seniors graduating from SAUSD schools with the Seal of Biliteracy and equipped with valuable college and career ready linguistic skills.

2019-20 Actions/Services

2.9: Build and grow instructional programs, such as dual immersion and heritage language programs, and expand world language options which support increasing numbers of high school seniors graduating from SAUSD schools with the Seal of Biliteracy and equipped with valuable college and career ready linguistic skills.

Budgeted Expenditures

Year	2017-18	2018-19	2019-20
Amount	3,622,279	54,923	54,240
Budget Reference	LCFF sources Title I, Part A	LCFF Sources	LCFF Sources
	Object Category:	Object Category:	Object Category:
	1000 750,316	2000 2,000	2000 1,975
	2000 1,654,544	3000 812	3000 802
	3000 1,207,388	4000 18,000	4000 17,776
	5000 10,031	5000 34,111	5000 33,687

Action 10

For Actions/Services not included as contributing to meeting the increased or improved services requirement:

Students to be Served:

(Select from All, Students with Disabilities, or Specific Student Groups)

All

Location(s):

(Select from All Schools, Specific Schools, and/or Specific Grade Spans)

All Schools

OR

For Actions/Services included as contributing to meeting the increased or improved services requirement:

Students to be Served:

(Select from English Learners, Foster Youth, and/or Low Income)

[Add Students to be Served selection here]

Scope of Services:

(Select from LEA-wide, Schoolwide, or Limited to Unduplicated Student Group(s))

[Add Scope of Services selection here]

Location(s):

(Select from All Schools, Specific Schools, and/or Specific Grade Spans)

Specific Grade Spans: K-8
[Add Location(s) selection here]

Actions/Services

Select from New, Modified, or Unchanged for 2017-18

Unchanged Action

Select from New, Modified, or Unchanged for 2018-19

Modified Action

Select from New, Modified, or Unchanged for 2019-20

Unchanged Action

2017-18 Actions/Services

2018-19 Actions/Services

2019-20 Actions/Services

2.10: Increase student access to science camps, experiential field trips, and summer enrichment programs for elementary, intermediate and high schools.

2.10: Continue to expand offerings and access to online/hybrid course availability to promote school choice and enhance personalized learning options across all grade levels.

2.10: Continue to expand offerings and access to online/hybrid course availability to promote school choice and enhance personalized learning options across all grade levels.

Budgeted Expenditures

Year	2017-18	2018-19	2019-20
Amount	1,919,160	251,502	248,372

Budget Reference	LCFF sources Title I, Part A	LCFF sources Title I, Part A Title II, Part A	LCFF sources Title I, Part A Title II, Part A
Object Category:	1000 182,991 2000 2,005 3000 31,768 4000 423,057 5000 1,279,339	LCFF sources Title I, Part A Title II, Part A	LCFF sources Title I, Part A Title II, Part A
	Object Category:	Object Category:	Object Category:
	5000 2,005	5000 251,502	5000 248,372

Action 11

For Actions/Services not included as contributing to meeting the Increased or Improved Services Requirement:

Students to be Served: (Select from All, Students with Disabilities, or Specific Student Groups)

All

Location(s): (Select from All Schools, Specific Schools, and/or Specific Grade Spans)

All Schools

OR

For Actions/Services included as contributing to meeting the Increased or Improved Services Requirement:

Students to be Served: (Select from English Learners, Foster Youth, and/or Low Income)

Scope of Services: (Select from LEA-wide, Schoolwide, or Limited to Unduplicated Student Group(s))

Location(s): (Select from All Schools, Specific Schools, and/or Specific Grade Spans)

[Add Students to be Served selection here]

[Add Scope of Services selection here]

[Add Location(s) selection here]

Actions/Services

Select from New, Modified, or Unchanged for 2017-18

Select from New, Modified, or Unchanged for 2018-19

Select from New, Modified, or Unchanged for 2019-20

Modified Action

Modified Action

Unchanged Action

2017-18 Actions/Services

2018-19 Actions/Services

2019-20 Actions/Services

2.11: Expand partnerships that support student academic success and social emotional well-being, including, partnering with non-profit organizations.

2.11: Provide professional development and support for certificated and classified staff to support each of the activities in Goal 2.

2.11: Provide professional development and support for certificated and classified staff to support each of the activities in Goal 2.

Budgeted Expenditures

Year	2017-18	2018-19	2019-20
Amount	755,996	111,921	110,528

Budget Reference	LCFF sources	LCFF sources Title I, Part A	Object Category:
	1000 14,400		
	2000 178,388	1000 40,500	1000 39,996
	3000 64,409	2000 10,000	2000 9,876
	4000 15,800	3000 20,510	3000 20,255
	5000 483,000	4000 2,000	4000 1,975
		5000 38,911	5000 38,426

Action 12

For Actions/Services not included as contributing to meeting the Increased or Improved Services Requirement:

Students to be Served: (Select from All, Students with Disabilities, or Specific Student Groups) **Location(s):** (Select from All Schools, Specific Schools, and/or Specific Grade Spans)

[Add Students to be Served selection here] [Add Location(s) selection here]

OR

For Actions/Services included as contributing to meeting the Increased or Improved Services Requirement:			
Students to be Served: (Select from English Learners, Foster Youth, and/or Low Income)	Scope of Services: (Select from LEA-wide, Schoolwide, or Limited to Unduplicated Student Group(s))	Location(s): (Select from All Schools, Specific Schools, and/or Specific Grade Spans)	
English Learners	LEA-wide	All Schools	
Actions/Services			
Select from New, Modified, or Unchanged for 2017-18	Select from New, Modified, or Unchanged for 2018-19	Select from New, Modified, or Unchanged for 2019-20	Select from New, Modified, or Unchanged for 2019-20
Unchanged Action	Unchanged Action	Unchanged Action	Unchanged Action
2017-18 Actions/Services	2018-19 Actions/Services	2019-20 Actions/Services	
2.12: Address language barriers by ensuring access for parents of EL students to English classes, including online learning resources and courses offered through the community college, and develop native language translations of website (Spanish & Vietnamese).	2.12: Blended into 3.6.	2.12: See 2018-19 action.	
Budgeted Expenditures			
Year	2017-18	2018-19	2019-20
Amount	349,231	NA	NA
Budget Reference	LCFF sources Title I, Part A	NA	NA
	Object Category:		
	5000	349,231	

Action 13

For Actions/Services not included as contributing to meeting the Increased or Improved Services Requirement:

Students to be Served:

(Select from All, Students with Disabilities, or Specific Student Groups)

Location(s):

(Select from All Schools, Specific Schools, and/or Specific Grade Spans)

OR

For Actions/Services included as contributing to meeting the Increased or Improved Services Requirement:

Students to be Served:

(Select from English Learners, Foster Youth, and/or Low Income)

Scope of Services:

(Select from LEA-wide, Schoolwide, or Limited to Unduplicated Student Group(s))

Location(s):

(Select from All Schools, Specific Schools, and/or Specific Grade Spans)

Foster Youth

LEA-wide

All Schools

Actions/Services

Select from New, Modified, or Unchanged for 2017-18

Select from New, Modified, or Unchanged for 2018-19

Select from New, Modified, or Unchanged for 2019-20

Unchanged Action

Modified Action

Unchanged Action

2017-18 Actions/Services

2018-19 Actions/Services

2019-20 Actions/Services

2.13: Provide foster students with access to enrichment activities that support social emotional well-being and school connectedness.

2.13: Deleted. Action embedded in 4.3

See 2018-19 action.

Budgeted Expenditures

Year	2017-18	2018-19	2019-20
Amount	178,082	NA	NA
Budget Reference	LCFF sources Title I, School Improvement Grant Object Category: 1000 46,739 2000 49,889 3000 49,331 4000 32,122	NA	NA

Goals, Actions, & Services

Strategic Planning Details and Accountability

Complete a copy of the following table for each of the LEA's goals. Duplicate the table as needed.

(Select from New Goal, Modified Goal, or Unchanged Goal)

Modified Goal

Goal 3

Cultivate and maintain a healthy, safe, secure, and respectful school and working environment for all.

State and/or Local Priorities addressed by this goal:

- State Priorities:
- Priority 1: Basic (Conditions of Learning)
 - Priority 5: Pupil Engagement (Engagement)
 - Priority 6: School Climate (Engagements)
 - Priority 7: Course Access (Conditions of Learning)
 - Priority 8: Other Pupil Outcomes (Pupil Outcomes)
- Local Priorities:

Identified Need:

Research studies consistently show that in order to improve student learning and achievement, our students and staff need healthy, safe and secure environments in which to learn.

Expected Annual Measurable Outcomes

Metrics/Indicators	Baseline	2017-18	2018-19	2019-20
California Healthy Kids Survey (CHKS) Percent (%) of surveyed students who feel safe or very safe at school: Gr 5, Gr 7, Gr 9, Gr 11, Gr NT	3a: Percent of surveyed students who feel safe or very safe at school: Gr 5 77%, Gr 7 67%, Gr 9 60%, Gr 11 63%, Gr NT 66% (2015-16)	California Healthy Kids Survey (CHKS) Increase percent of surveyed students who feel safe or very safe at school: Gr 5 78%, Gr 7 68%, Gr 9 61%, Gr 11	California Healthy Kids Survey (CHKS) Increase percent of surveyed students who feel safe or very safe at school: Gr 5 79%, Gr 7 69%, Gr 9 68%, Gr 11	California Healthy Kids Survey (CHKS) Increase percent of surveyed students who feel safe or very safe at school: Gr 5 80%, Gr 7 70%, Gr 9 69%, Gr 11

Metrics/Indicators	Baseline	2017-18	2018-19	2019-20
<p>California School Parent Survey (CSPS) Percent (%) of surveyed parents indicating they Agree/Strongly agree that school is a safe place for their child</p>	<p>California School Parent Survey (CSPS) 93% of surveyed parents indicating they Agree/Strongly agree that school is a safe place for their child (2015-16)</p>	<p>64%, Gr NT 67% (2016-17) Result: Percent of surveyed students who feel safe or very safe at school: Gr 5 77%, Gr 7 65%, Gr 9 67%, Gr 11 66%, Gr NT 61% (2016-17)</p>	<p>67%, Gr NT 68%(2017-18)</p>	<p>68%, Gr NT 70% (2018-19)</p>
<p>California School Parent Survey (CSPS) Percent (%) of surveyed parents indicating they Agree/Strongly agree that school is a safe place for their child</p>	<p>California School Parent Survey (CSPS) 93% of surveyed parents indicating they Agree/Strongly agree that school is a safe place for their child (2015-16)</p>	<p>California School Parent Survey (CSPS) Maintain 90% or above of surveyed parents indicating they Agree/Strongly agree that school is a safe place for their child (2016-17) Result: 93% of surveyed parents indicating they Agree/Strongly agree that school is a safe place for their child (2016-17)</p>	<p>California School Parent Survey (CSPS) Maintain 90% or above of surveyed parents indicating they Agree/Strongly agree that school is a safe place for their child (2017-18)</p>	<p>California School Parent Survey (CSPS) Maintain 90% or above of surveyed parents indicating they Agree/Strongly agree that school is a safe place for their child (2018-19)</p>
<p>California School Climate Survey (CSCS) Percent (%) of surveyed staff indicating they Agree/Strongly agree that school is a safe place for students</p>	<p>California School Climate Survey (CSCS) 89% of surveyed staff indicating they Agree/Strongly agree that school is a safe place for students (2015-16)</p>	<p>California School Climate Survey (CSCS) Maintain 90% or above of surveyed staff indicating they Agree/Strongly agree that school is a safe</p>	<p>California School Climate Survey (CSCS) Maintain 90% or above of surveyed staff indicating they Agree/Strongly agree that school is a safe</p>	<p>California School Climate Survey (CSCS) Maintain 90% or above of surveyed staff indicating they Agree/Strongly agree that school is a safe</p>

Metrics/Indicators	Baseline	2017-18	2018-19	2019-20
<p>New: Survey on Facilities % of parents that agree/strongly agree that the school has clean and well-maintained facilities and properties</p>	<p>Survey on Facilities (CSPS) 92% of parents agree/strongly agree that school has clean and well-maintained facilities and properties (2016-17)</p>	<p>place for students (2016-17) Result: 92% of surveyed staff indicating they Agree/Strongly agree that school is a safe place for students (2016-17)</p>	<p>place for students (2017-18)</p>	<p>place for students (2018-19)</p>
<p>Facilities Inspection Tool Schools meeting the exemplary or good standard on the FIT survey</p>	<p>Facilities Inspection Tool All schools met the exemplary or good standard on the FIT survey (2015-16)</p>	<p>Facilities Inspection Tool All schools meet the exemplary or good standard on the FIT survey (2016-17) Result: All schools met the exemplary or good standard on the FIT survey (2016-17)</p>	<p>Survey on Facilities (CSPS) Maintain 92% or above of parents agree/strongly agree that school has clean and well-maintained facilities and properties (2017-18)</p>	<p>Survey on Facilities (CSPS) Maintain 92% or above of parents agree/strongly agree that school has clean and well-maintained facilities and properties (2018-19)</p>
<p>New: Classified PD Post-workshop evaluation results for classified employees</p>	<p>Baseline data will be collected in 2018-19.</p>	<p>Not applicable. New metric starting 2018-19 LCAP year.</p>	<p>Not applicable. Baseline data will be collected in 2018-19 LCAP year.</p>	<p>TBD. Will be updated after baseline data is collected.</p>

Metrics/Indicators	Baseline	2017-18	2018-19	2019-20
Classified employees' participation in professional learning				

Planned Actions / Services

Complete a copy of the following table for each of the LEA's Actions/Services. Duplicate the table, including Budgeted Expenditures, as needed.

Action 1

For Actions/Services not included as contributing to meeting the Increased or Improved Services Requirement:

Students to be Served:

(Select from All, Students with Disabilities, or Specific Student Groups)

Location(s):

(Select from All Schools, Specific Schools, and/or Specific Grade Spans)

All

All Schools

OR

For Actions/Services included as contributing to meeting the Increased or Improved Services Requirement:

Students to be Served:

(Select from English Learners, Foster Youth, and/or Low Income)

Scope of Services:

(Select from LEA-wide, Schoolwide, or Limited to Unduplicated Student Group(s))

Location(s):

(Select from All Schools, Specific Schools, and/or Specific Grade Spans)

[Add Students to be Served selection here]

[Add Scope of Services selection here]

[Add Location(s) selection here]

Actions/Services

Select from New, Modified, or Unchanged for 2017-18

Select from New, Modified, or Unchanged for 2018-19

Select from New, Modified, or Unchanged for 2019-20

Unchanged Action

Modified Action

Unchanged Action

2017-18 Actions/Services

2018-19 Actions/Services

2019-20 Actions/Services

3.1: Provide adult supervision/staff before/after school, during recess and lunch periods.

3.1: Ensure sufficient adult supervision/staff before and after school, as well as during recess and lunch periods.

3.1: Ensure sufficient adult supervision/staff before and after school, as well as during recess and lunch periods.

Budgeted Expenditures

Year	2017-18	2018-19	2019-20
Amount	4523609	6,994,764	6,907,719
Budget Reference	LCFF sources Object Category: 2000 4,392,333 3000 131,276	LCFF sources Title I, Part A Object Category: 1000 1,643 2000 4,454,595 3000 1,809,894 4000 403,582 5000 325,050	LCFF sources Title I, Part A Object Category: 1000 1,623 2000 4,399,160 3000 1,787,371 4000 398,560 5000 321,005

Action 2

For Actions/Services not included as contributing to meeting the Increased or Improved Services Requirement:

Students to be Served:
(Select from All, Students with Disabilities, or Specific Student Groups)

All Location(s):
(Select from All Schools, Specific Schools, and/or Specific Grade Spans)

All Schools

OR

For Actions/Services included as contributing to meeting the Increased or Improved Services Requirement:

Students to be Served:
(Select from English Learners, Foster Youth, and/or Low Income)

[Add Students to be Served selection here]

Scope of Services:
(Select from LEA-wide, Schoolwide, or Limited to Unduplicated Student Group(s))

[Add Scope of Services selection here]

Location(s):
(Select from All Schools, Specific Schools, and/or Specific Grade Spans)

[Add Location(s) selection here]

Actions/Services

Select from New, Modified, or Unchanged for 2017-18

Select from New, Modified, or Unchanged for 2018-19

Select from New, Modified, or Unchanged for 2019-20

Unchanged Action Modified Action Unchanged Action

2017-18 Actions/Services	2018-19 Actions/Services	2019-20 Actions/Services
3.2: Support learning opportunities for all stakeholders including family events, (e.g. Annual Parent Conference, Open House, Back to School Nights, and School Choice Events).	3.2: Ensure effective and efficient emergency response and preparedness.	3.2: Ensure effective and efficient emergency response and preparedness.

Budgeted Expenditures

Year	2017-18	2018-19	2019-20
Amount	937783	2,939	2,902
Budget Reference	LCFF sources Title I, Part A	LCFF sources	LCFF sources
	Object Category: 2000 10,594 3000 1,729 4000 507,514 5000 417,946	Object Category: 4000 2,939	Object Category: 4000 2,902

Action 3

For Actions/Services not included as contributing to meeting the Increased or Improved Services Requirement:

Students to be Served:
(Select from All, Students with Disabilities, or Specific Student Groups)

All

Location(s):
(Select from All Schools, Specific Schools, and/or Specific Grade Spans)

All Schools

OR

For Actions/Services included as contributing to meeting the Increased or Improved Services Requirement:

Students to be Served:
(Select from English Learners, Foster Youth, and/or Low Income)

Scope of Services:
(Select from LEA-wide, Schoolwide, or Limited to Unduplicated Student Group(s))

Location(s):
(Select from All Schools, Specific Schools, and/or Specific Grade Spans)

[Add Students to be Served selection here]

[Add Scope of Services selection here]

[Add Location(s) selection here]

Actions/Services

Select from New, Modified, or Unchanged for 2017-18

Select from New, Modified, or Unchanged for 2018-19

Select from New, Modified, or Unchanged for 2019-20

Unchanged Action

Modified Action

Unchanged Action

2017-18 Actions/Services

2018-19 Actions/Services

2019-20 Actions/Services

3.3: Maintain current facilities to ensure school safety and high quality learning environments.

3.3: Continually improve and maintain facilities to ensure school safety, security and high quality learning and working environments.

3.3: Continually improve and maintain facilities to ensure school safety, security and high quality learning and working environments.

Budgeted Expenditures

Year 2017-18

2018-19

2019-20

Amount 39,229,903

53,028,203

52,368,302

Budget Reference

LCFF sources
Ongoing & Major Maintenance Account
Deferred Maintenance
Civic Center Rental Fees
Godinez Rental Fees

LCFF sources
Title I, Part A
Object Category:
1000 18,000
2000 840,167
3000 348,543
4000 4,091,921
5000 22,583,284
6000 25,146,288

LCFF sources
Title I, Part A
Object Category:
1000 17,776
2000 829,712
3000 344,206
4000 4,041,000
5000 22,302,249
6000 24,833,359

Object Category:
2000 18,472,706
3000 9,153,138
4000 4,164,595
5000 6,242,365
6000 1,197,099

Action 4

For Actions/Services not included as contributing to meeting the Increased or Improved Services Requirement:

Students to be Served:

(Select from All, Students with Disabilities, or Specific Student Groups)

Location(s):

(Select from All Schools, Specific Schools, and/or Specific Grade Spans)

All

All Schools

OR

For Actions/Services included as contributing to meeting the Increased or Improved Services Requirement:

Students to be Served:

(Select from English Learners, Foster Youth, and/or Low Income)

Scope of Services:

(Select from LEA-wide, Schoolwide, or Limited to Unduplicated Student Group(s))

Location(s):

(Select from All Schools, Specific Schools, and/or Specific Grade Spans)

[Add Students to be Served selection here]

[Add Scope of Services selection here]

[Add Location(s) selection here]

Actions/Services

Select from New, Modified, or Unchanged for 2017-18

Select from New, Modified, or Unchanged for 2018-19

Select from New, Modified, or Unchanged for 2019-20

Unchanged Action

Modified Action

Unchanged Action

2017-18 Actions/Services

2018-19 Actions/Services

2019-20 Actions/Services

3.4: Support welcoming and productive school environments that include anti-bullying awareness and safe and sensitive school campaigns (LGBTQ), that include outreach to staff, parents, and students.

3.4: Support outreach to students, staff, and parents to establish welcoming and inclusive school environments via anti-bullying awareness, LGBT safe and sensitive school campaigns, suicide prevention and, school-based wellness resource centers.

3.4: Support outreach to students, staff, and parents to establish welcoming and inclusive school environments via anti-bullying awareness, LGBT safe and sensitive school campaigns, suicide prevention and, school-based wellness resource centers.

Budgeted Expenditures

Year	2017-18	2018-19	2019-20
Amount	64,716,056	1,209,404	1,194,354
Budget Reference	LCFF sources Education for Homeless Children and Youth Self-Insurance Fund Local sources Title I, Part A Object Category: 1000 1,449,782 2000 19,541,006 3000 9,081,800 4000 1,772,802 5000 28,695,863 6000 4,174,803	LCFF sources Title I, Part A Object Category: 1000 113,507 2000 9,736 3000 50,055 4000 153,024 5000 878,082 6000 5,000	LCFF sources Title I, Part A Object Category: 1000 112,094 2000 9,615 3000 49,432 4000 151,120 5000 867,155 6000 4,938

Action 5

For Actions/Services not included as contributing to meeting the Increased or Improved Services Requirement:

Students to be Served:

(Select from All, Students with Disabilities, or Specific Student Groups)

All

Location(s):

(Select from All Schools, Specific Schools, and/or Specific Grade Spans)

All Schools

OR

For Actions/Services included as contributing to meeting the Increased or Improved Services Requirement:

Students to be Served:

(Select from English Learners, Foster Youth, and/or Low Income)

[Add Students to be Served selection here]

Scope of Services:

(Select from LEA-wide, Schoolwide, or Limited to Unduplicated Student Group(s))

[Add Scope of Services selection here]

Location(s):

(Select from All Schools, Specific Schools, and/or Specific Grade Spans)

[Add Location(s) selection here]

Actions/Services

Select from New, Modified, or Unchanged for 2017-18

Unchanged Action

2017-18 Actions/Services

3.5: Ensure access for low income pupils to the core instructional program via Positive Behavior Interventions and Supports (PBIS), restorative practices, drop-out prevention and retention efforts, mentoring, and other wellness programs.

Select from New, Modified, or Unchanged for 2018-19

Modified Action

2018-19 Actions/Services

3.5: Ensure equitable access for all students to the core instructional program through District-wide implementation of Positive Behavior Interventions and Supports (PBIS) by embedding restorative and trauma informed practices and social emotional learning into school structures.

Select from New, Modified, or Unchanged for 2019-20

Modified Action

2019-20 Actions/Services

3.5: Ensure equitable access for all students to the core instructional program through District-wide implementation of Positive Behavior Interventions and Supports (PBIS) by embedding restorative and trauma informed practices and social emotional learning into school structures.

Budgeted Expenditures

Year	2017-18	2018-19	2019-20
Amount	63,760,270	590,438	583,091
Budget Reference	LCFF sources Medi-Cal Administrative Activities (MAA) Medi-Cal Billing Option Positive School Climate Model (i3) Special Education Title I, Part A Title I, Core Set Aside Child Nutrition Child Nutrition: Healthy Active Families Before and After School Learning & Safe Neighborhood Local sources Object Category: 1000 4,685,381 2000 14,964,824 3000 9,633,890 4000 24,701,325 5000 7,164,075 6000 2,608,375 7000 2,400	LCFF sources Title I, Part A Object Category: 1000 20,100 2000 18,015 3000 15,480 4000 10,900 5000 525,943	LCFF sources Title I, Part A Object Category: 1000 19,850 2000 17,791 3000 15,288 4000 10,764 5000 519,398

Action 6

For Actions/Services not included as contributing to meeting the Increased or Improved Services Requirement:

Students to be Served:
 (Select from All, Students with Disabilities, or Specific Student Groups)
 All

Location(s):
 (Select from All Schools, Specific Schools, and/or Specific Grade Spans)
 All Schools

OR

For Actions/Services included as contributing to meeting the Increased or Improved Services Requirement:

Students to be Served:
(Select from English Learners, Foster Youth, and/or Low Income)

Scope of Services:
(Select from LEA-wide, Schoolwide, or Limited to Unduplicated Student Group(s))

Location(s):
(Select from All Schools, Specific Schools, and/or Specific Grade Spans)

[Add Students to be Served selection here]

[Add Scope of Services selection here]

[Add Location(s) selection here]

Actions/Services

Select from New, Modified, or Unchanged for 2017-18

Select from New, Modified, or Unchanged for 2018-19

Select from New, Modified, or Unchanged for 2019-20

Modified Action

Modified Action

Unchanged Action

2017-18 Actions/Services

2018-19 Actions/Services

2019-20 Actions/Services

3.6: Provide parent training on accessing the student information system (attendance, grades, progress reports, etc.), leadership and college readiness information, to improve connections with the school community.

3.6 Provide parents with training and support on, parenting programs, health and resource fairs, leadership and other supports to improve their connections within the school community.

3.6: Provide parents with training and support on, parenting programs, health and resource fairs, leadership and other supports to improve their connections within the school community.

Budgeted Expenditures

Year	2017-18	2018-19	2019-20
Amount	586,732	207,392	204,811
Budget Reference	LCFF sources Title I, Part A Local sources	LCFF sources Title I, Part A	LCFF sources Title I, Part A
	Object Category: 1000 428 2000 309,739 3000 197,494 4000 38,141 5000 40,930	Object Category: 2000 13,500 3000 5,483 4000 21,212 5000 167,197	Object Category: 2000 13,332 3000 5,415 4000 20,948 5000 165,116

Action 7

For Actions/Services not included as contributing to meeting the Increased or Improved Services Requirement:

Students to be Served:

(Select from All, Students with Disabilities, or Specific Student Groups)

All

Location(s):

(Select from All Schools, Specific Schools, and/or Specific Grade Spans)

All Schools

OR

For Actions/Services included as contributing to meeting the Increased or Improved Services Requirement:

Students to be Served:

(Select from English Learners, Foster Youth, and/or Low Income)

[Add Students to be Served selection here]

Scope of Services:

(Select from LEA-wide, Schoolwide, or Limited to Unduplicated Student Group(s))

[Add Scope of Services selection here]

Location(s):

(Select from All Schools, Specific Schools, and/or Specific Grade Spans)

[Add Location(s) selection here]

Actions/Services

Select from New, Modified, or Unchanged for 2017-18

Select from New, Modified, or Unchanged for 2018-19

Select from New, Modified, or Unchanged for 2019-20

Unchanged Action	Modified Action	Unchanged Action
<p>2017-18 Actions/Services</p> <p>3.7: Provide parenting programs including links to community social service resources and workshops; additional resources may include school-based Parent and Community Liaisons, structured recess training, health fairs, race, language, culture and finger printing for parent volunteers. Support these efforts with transportation and childcare.</p>	<p>2018-19 Actions/Services</p> <p>3.7: Support the enhancement of school climate through smooth operations, processes, and customer service by ensuring that all staff engage in culturally proficient interaction with the public and customer service.</p>	<p>2019-20 Actions/Services</p> <p>3.7: Support the enhancement of school climate through smooth operations, processes, and customer service by ensuring that all staff engage in culturally proficient interaction with the public and customer service.</p>

Budgeted Expenditures

Year	2017-18	2018-19	2019-20
Amount	2,815,362	186,107,050	183,791,069
Budget Reference	LCFF sources Title I, Part A Local sources Object Category: 1000 528,516 2000 629,008 3000 464,381 4000 48,212 5000 1,145,245	LCFF sources Title I, Part A Title II-Part A Head Start Building Fund Capital Facilities Fund County School Facilities Fund Special Reserve Fund QZAB Solar Energy Savings Emergency Repair Prgm-Williams Case Bond Interest & Redemption Fund (BINR): Other Restricted Ongoing & Major Maintenance Account Debt Service Fund: QZAB Solar Energy Debt Service Fund: Certificates of Participation (COP) California Clean Energy Jobs Act (Prop 39) Child Nutrition: Child Care Food Program (CACFP) Claims-Centers and Family Day Ca Child Nutrition: School Programs Civic Center Rental Fees Object Category: 1000 2,352,646 2000 62,628,251 3000 26,391,889 4000 24,106,737 5000 37,431,042 6000 3,229,867 7000 29,966,618	LCFF sources Title I, Part A Title II-Part A Head Start Building Fund Capital Facilities Fund County School Facilities Fund Special Reserve Fund QZAB Solar Energy Savings Emergency Repair Prgm-Williams Case Bond Interest & Redemption Fund (BINR): Other Restricted Ongoing & Major Maintenance Account Debt Service Fund: QZAB Solar Energy Debt Service Fund: Certificates of Participation (COP) California Clean Energy Jobs Act (Prop 39) Child Nutrition: Child Care Food Program (CACFP) Claims-Centers and Family Day Ca Child Nutrition: School Programs Civic Center Rental Fees Object Category: 1000 2,323,369 2000 61,848,883 3000 26,063,459 4000 23,806,745 5000 36,965,237 6000 3,189,673 7000 29,593,703

Action 8

For Actions/Services not included as contributing to meeting the Increased or Improved Services Requirement:

Students to be Served:

(Select from All, Students with Disabilities, or Specific Student Groups)

Location(s):

(Select from All Schools, Specific Schools, and/or Specific Grade Spans)

All

All Schools

OR

For Actions/Services included as contributing to meeting the Increased or Improved Services Requirement:

Students to be Served:

(Select from English Learners, Foster Youth, and/or Low Income)

Scope of Services:

(Select from LEA-wide, Schoolwide, or Limited to Unduplicated Student Group(s))

Location(s):

(Select from All Schools, Specific Schools, and/or Specific Grade Spans)

[Add Students to be Served selection here]

[Add Scope of Services selection here]

[Add Location(s) selection here]

Actions/Services

Select from New, Modified, or Unchanged for 2017-18

Select from New, Modified, or Unchanged for 2018-19

Select from New, Modified, or Unchanged for 2019-20

Unchanged Action

Modified Action

Unchanged Action

2017-18 Actions/Services

2018-19 Actions/Services

2019-20 Actions/Services

3.8: Support parents of EL students with translation services and access to English, leadership, and computer classes.

3.8: Provide professional development for certificated and classified staff to promote working in a healthy, safe, and secure environment that supports learning.

3.8: Provide professional development for certificated and classified staff to promote working in a healthy, safe, and secure environment that supports learning.

Budgeted Expenditures

Year	2017-18	2018-19	2019-20
Amount	239,196	369,168	364,574
Budget Reference	LCFF sources Title I, Part A	LCFF sources Title I, Part A	LCFF sources Title I, Part A
	Object Category:	Object Category:	Object Category:
	1000 341	1000 8,901	1000 8,790
	2000 197,935	2000 189,795	2000 187,433
	3000 31,620	3000 80,700	3000 79,696
	4000 100	4000 4,500	4000 4,444
	5000 9,200	5000 85,272	5000 84,211

Action 9

For Actions/Services not included as contributing to meeting the Increased or Improved Services Requirement:

Students to be Served:

(Select from All, Students with Disabilities, or Specific Student Groups)

[Add Students to be Served selection here]

Location(s):

(Select from All Schools, Specific Schools, and/or Specific Grade Spans)

[Add Location(s) selection here]

OR

For Actions/Services included as contributing to meeting the Increased or Improved Services Requirement:

Students to be Served:

(Select from English Learners, Foster Youth, and/or Low Income)

English Learners

Scope of Services:

(Select from LEA-wide, Schoolwide, or Limited to Unduplicated Student Group(s))

LEA-wide

Location(s):

(Select from All Schools, Specific Schools, and/or Specific Grade Spans)

All Schools

Actions/Services

Select from New, Modified, or Unchanged for 2017-18

Select from New, Modified, or Unchanged for 2018-19

Select from New, Modified, or Unchanged for 2019-20

Unchanged Action	Modified Action	Unchanged Action
2017-18 Actions/Services	2018-19 Actions/Services	2019-20 Actions/Services
3.9: Provide appropriate levels of targeted and timely intervention service to Redesignated Fluent English Proficient (RFEP) students including procuring and implementing a student information system/dashboard to provide early identification of areas of need in ELA, Mathematics , as well as A-G progress.	3.9: Moved to Action 4.4	See 2018-19 Action

Budgeted Expenditures

Year	2017-18	2018-19	2019-20
Amount	96,652	NA	NA
Budget Reference	Title III, LEP	NA	NA
Object Category:	1000 68,145		
	3000 28,507		

Action 10

For Actions/Services not included as contributing to meeting the Increased or Improved Services Requirement:

Students to be Served:

(Select from All, Students with Disabilities, or Specific Student Groups)

All

Location(s):

(Select from All Schools, Specific Schools, and/or Specific Grade Spans)

All Schools

OR

For Actions/Services included as contributing to meeting the Increased or Improved Services Requirement:

Students to be Served:

(Select from English Learners, Foster Youth, and/or Low Income)

Scope of Services:

(Select from LEA-wide, Schoolwide, or Limited to Unduplicated Student Group(s))

Location(s):

(Select from All Schools, Specific Schools, and/or Specific Grade Spans)

[Add Students to be Served selection here]

[Add Scope of Services selection here]

[Add Location(s) selection here]

Actions/Services

Select from New, Modified, or Unchanged for 2017-18

Select from New, Modified, or Unchanged for 2018-19

Select from New, Modified, or Unchanged for 2019-20

Unchanged Action

Modified Action

Unchanged Action

2017-18 Actions/Services

2018-19 Actions/Services

2019-20 Actions/Services

3.10: Support the enhancement of school climate through smooth operations and processes, providing regular and timely professional development and training for all staff, on culturally proficient interaction with the public.

3.10: Embedded with Action 3.7

3.10: See action in 2018-19.

Budgeted Expenditures

Year	2017-18	2018-19	2019-20
Amount	82,211,236	NA	NA
Budget Reference	LCFE sources Building Fund Capital Facilities Fund County School Facilities Fund Special Reserve Fund QZAB Solar Energy Savings Emergency Repair Prgm-Williams Case Bond Interest & Redemption Fund (BINR): Other Restricted Debt Service Fund: QZAB Solar Energy Debt Service Fund: Certificates of Participation (COP) California Clean Energy Jobs Act (Prop 39) Object Category: 1000 21,128 2000 5,416,694 3000 2,230,695 4000 743,053 5000 2,947,212 6000 40,572,935 7000 30,279,519	NA	NA

Action 11

For Actions/Services not included as contributing to meeting the Increased or Improved Services Requirement:

Students to be Served:

(Select from All, Students with Disabilities, or Specific Student Groups)

Location(s):

(Select from All Schools, Specific Schools, and/or Specific Grade Spans)

[Add Students to be Served selection here]

[Add Location(s) selection here]

OR

For Actions/Services included as contributing to meeting the Increased or Improved Services Requirement:

Students to be Served: (Select from English Learners, Foster Youth, and/or Low Income)	Scope of Services: (Select from LEA-wide, Schoolwide, or Limited to Unduplicated Student Group(s))	Location(s): (Select from All Schools, Specific Schools, and/or Specific Grade Spans)
English Learners Foster Youth Low Income	LEA-wide	All Schools

Actions/Services

Select from New, Modified, or Unchanged for 2017-18	Select from New, Modified, or Unchanged for 2018-19	Select from New, Modified, or Unchanged for 2019-20
Unchanged Action	Modified Action	Unchanged Action

2017-18 Actions/Services	2018-19 Actions/Services	2019-20 Actions/Services
3.11: Maintain and embed restorative and trauma informed practice and professional development for administrators, teachers and classified staff, within the learning program, to promote student connections to school.	3.11: Embedded in action 4.9.	3.11: See 2018-2019 action.

Budgeted Expenditures

Year	2017-18	2018-19	2019-20
Amount	43,945	NA	NA
Budget Reference	LCFF sources Title I, Part A	NA	NA
	Object Category:		
	4000 23,100		
	5000 20,845		

Goals, Actions, & Services

Strategic Planning Details and Accountability

Complete a copy of the following table for each of the LEA's goals. Duplicate the table as needed.

(Select from New Goal, Modified Goal, or Unchanged Goal)

New Goal

Goal 4

Implement a robust Multi-Tiered System of Support (MTSS) framework that provides timely and responsive support to targeted students within identified subgroups to meet individual academic, behavioral and social-emotional learning (SEL) needs.

State and/or Local Priorities addressed by this goal:

- State Priorities:
- Priority 1: Basic (Conditions of Learning)
 - Priority 2: State Standards (Conditions of Learning)
 - Priority 3: Parental Involvement (Engagement)
 - Priority 4: Pupil Achievement (Pupil Outcomes)
 - Priority 5: Pupil Engagement (Engagement)
 - Priority 6: School Climate (Engagement)
 - Priority 7: Course Access (Conditions of Learning)
 - Priority 8: Other Pupil Outcomes (Pupil Outcomes)

Local Priorities:

Identified Need:

A comprehensive MTSS system is necessary to monitor student academic, social-emotional, and behavioral needs in order to leverage resources effectively to support student continual growth and proficiency attainment.

Expected Annual Measurable Outcomes

Metrics/Indicators	Baseline	2017-18	2018-19	2019-20
EL Redesignation Percent (%) of EL students will be	EL Redesignation 64.2% of EL students were reclassified with	EL Redesignation 68.0% of EL students will be reclassified with	EL Redesignation 67.0% of EL students will be reclassified with	EL Redesignation 70.0% of EL students will be reclassified with

Metrics/Indicators	Baseline	2017-18	2018-19	2019-20
reclassified with five (5) years of entering an EL program	five (5) years of entering an EL program (2015-16)	five (5) years of entering an EL program (2016-17) Result: 66.0% of EL students were reclassified with five (5) years of entering an EL program (2016-17)	five (5) years of entering an EL program (2017-18)	five (5) years of entering an EL program (2018-19)
English Learner Progress Indicator (ELPI) per the California School Dashboard	ELPI Performance Level of Yellow (Medium Status, Maintained Change) (2014-15)	ELPI Performance Level of Green (Medium Status, Increased Change) (2015-16) Result: Performance Level of Yellow (Medium Status, Maintained Change) (2016-17)	Metric TBD based on ELPAC transition from CELDT and upon final CDE guidance	Metric TBD based on ELPAC transition from CELDT and upon final CDE guidance
Extracurricular participation rates Percent (%) of High School students who participate in more than one extracurricular activity Percent (%) of Intermediate School students who participate in more than one extracurricular activity	Extracurricular participation rates 50% of High School students participated in more than one extracurricular activity; 46% of Intermediate School students participated in more than one extracurricular activity (Spring 2016)	Extracurricular participation rates 55% of High School students will participate in more than one extracurricular activity; 51% of Intermediate School students will participate in more than one extracurricular activity (Spring 2017) Result: As self reported, 46% of High School students participated in more than one	Extracurricular participation rates 50% of High School students will participate in more than one extracurricular activity; 47% of Intermediate School students will participate in more than one extracurricular activity (Spring 2018)	Extracurricular participation rates 52% of High School students will participate in more than one extracurricular activity; 50% of Intermediate School students will participate in more than one extracurricular activity (Spring 2019)

Metrics/Indicators	Baseline	2017-18	2018-19	2019-20
Attendance Districtwide attendance rate	Attendance The districtwide attendance rate is 96.9% (2015-2016)	Attendance Maintain or increase the districtwide attendance rate from the prior year Result: The districtwide attendance rate is 96.9% (2016-2017)	Attendance Maintain or increase the districtwide attendance rate from the prior year	Attendance Maintain or increase the districtwide attendance rate from the prior year
Chronic absenteeism Districtwide chronic absenteeism rate: Elementary, Intermediate, High School	Chronic absenteeism The chronic absenteeism rate is: 3.2% (elementary), 3.9% (intermediate), 9.9% (high school) (2015-16)	Chronic absenteeism Maintain or reduce the chronic absenteeism rate from the prior year Result: The districtwide chronic absenteeism rate was 6.3% (2016-17)	Chronic absenteeism Maintain or reduce the chronic absenteeism rate from the prior year	Chronic absenteeism Maintain or reduce the chronic absenteeism rate from the prior year
Middle School Dropout Number of adjusted grade 8 dropouts	Middle School Dropout The number of adjusted grade 8 dropouts is 0 (2015-16)	Middle School Dropout Maintain the number of adjusted grade 8 dropouts at 0 (2016-17) Result: The number of adjusted grade 8 dropouts is 0 (2016-17)	Middle School Dropout Maintain the number of adjusted grade 8 dropouts at 0 (2017-18)	Middle School Dropout Maintain the number of adjusted grade 8 dropouts at 0 (2018-19)

Metrics/Indicators	Baseline	2017-18	2018-19	2019-20
High School Dropout High school cohort dropout rate	High School Dropout Reduce the high school cohort dropout rate to 4.3% (2015-16)	High School Dropout Reduce the high school cohort dropout rate to 3.3% (2016-17) **Result: The high school cohort dropout rate is TBD (data available late June 2018) (2016-17) At the time that the data is available, SAUSD will make the results available.	High School Dropout Reduce the high school cohort dropout rate to 2.3% (2017-18)	High School Dropout Reduce the high school cohort dropout rate to 1.3% (2017-18)
Suspension Rates Districtwide suspension rate	Suspension Rates District suspension rate was 3.6% (2014-15)	Suspension Rates Reduce the suspension rate to 3.5% (2015-16) Result: District suspension rate was 3.1% (2015-16) District suspension rate was 3.3% (2016-17)	Suspension Rates Reduce the suspension rate to 3.2% (2017-18)	Suspension Rates Reduce the suspension rate to 3.1% (2018-19)
Student Suspensions The total number of instructional days lost due to suspensions	The total number of instructional days lost due to suspensions was 4,779 (2015-16)	Reduce the total number of instructional days lost due to suspensions to 4,600 (2016-17) Result: The total number of instructional days lost due to suspensions was 4,700 (2016-17)	Reduce the total number of instructional days lost due to suspensions to 4,600 (2017-18)	Reduce the total number of instructional days lost due to suspensions to 4,500 (2018-19)

Metrics/Indicators	Baseline	2017-18	2018-19	2019-20
Expulsion Rates Districtwide expulsion rate	Expulsion Rates Districtwide expulsion rate was 0.1% (2014-15)	Expulsion Rates Maintain expulsion rate at 0.1% or below (2015-16) Results: Districtwide expulsion rate was 0.05% (2015-16). Districtwide expulsion rate was 0.05% (2016-17).	Expulsion Rates Maintain expulsion rate at 0.1% or below (2017-18)	Expulsion Rates Maintain expulsion rate at 0.1% or below (2018-19)

Planned Actions / Services

Complete a copy of the following table for each of the LEA's Actions/Services. Duplicate the table, including Budgeted Expenditures, as needed.

Action 1

For Actions/Services not included as contributing to meeting the Increased or Improved Services Requirement:

Students to be Served:

(Select from All, Students with Disabilities, or Specific Student Groups)

All

Location(s):

(Select from All Schools, Specific Schools, and/or Specific Grade Spans)

All Schools

OR

For Actions/Services included as contributing to meeting the Increased or Improved Services Requirement:

Students to be Served:

(Select from English Learners, Foster Youth, and/or Low Income)

[Add Students to be Served selection here]

Scope of Services:

(Select from LEA-wide, Schoolwide, or Limited to Unduplicated Student Group(s))

[Add Scope of Services selection here]

Location(s):

(Select from All Schools, Specific Schools, and/or Specific Grade Spans)

[Add Location(s) selection here]

Actions/Services

Select from New, Modified, or Unchanged for 2017-18

Select from New, Modified, or Unchanged for 2018-19

Select from New, Modified, or Unchanged for 2019-20

	New Action	Unchanged Action
2017-18 Actions/Services	2018-19 Actions/Services	2019-20 Actions/Services
NA	4.1 Ensure equitable access for all sub-groups to enrichment opportunities (i.e. STEM, CTE, Visual and Performing Arts (VAPA), foreign language, physical education and intramural athletics.)	4.1 Ensure equitable access for all sub-groups to enrichment opportunities (i.e. STEM, CTE, Visual and Performing Arts (VAPA), foreign language, physical education and intramural athletics.)

Budgeted Expenditures

Year	2017-18	2018-19	2019-20
Amount		8,686,674.62	8,578,574.68

Budget Reference		
	LCFF sources Lottery: Instructional Materials	LCFF sources Lottery: Instructional Materials
	Object Category:	Object Category:
	1000 1,527,948.57	1000 1,508,934.26
	2000 2,093,464.92	2000 2,067,413.13
	3000 1,470,831.37	3000 1,452,527.84
	4000 1,568,861.58	4000 1,549,338.13
	5000 1,985,838.55	5000 1,961,126.10
	6000 39,729.63	6000 39,235.22

Action 2

All All Schools

OR

[Add Students to be Served selection here] [Add Scope of Services selection here] [Add Location(s) selection here]

Actions/Services

	New Action	Unchanged Action
	<p>4.2: Provide access to targeted students within all sub-groups to extended learning opportunities by expanding before, after and Saturday school programs, tutoring, and summer school programs, and access to transportation services as needed.</p>	<p>4.2: Provide access to targeted students within all sub-groups to extended learning opportunities by expanding before, after and Saturday school programs, tutoring, and summer school programs, and access to transportation services as needed.</p>

Budgeted Expenditures

Amount	22,562,696.06	22,281,918.16
Budget Reference	<p>LCFF sources Title I, Part A Title I, Core Set Aside 21st Century ASSETS Before and After School Learning & Safe Neighborhood Special Education</p> <p>Object Category: 1000 5,838,833.77 2000 6,980,528.91 3000 5,206,563.89 4000 3,881,717.61 5000 655,051.88</p>	<p>LCFF sources Title I, Part A Title I, Core Set Aside 21st Century ASSETS Before and After School Learning & Safe Neighborhood Special Education</p> <p>Object Category: 1000 5,766,173.33 2000 6,893,660.82 3000 5,141,771.63 4000 3,833,412.19 5000 646,900.19</p>

Action 3

OR

Foster Youth	LEA-wide	All Schools
--------------	----------	-------------

Actions/Services

Unchanged Action

4.3 Provide supports so that foster students are able to access appropriate levels of service to ensure academic progress leading to successful graduation.

Budgeted Expenditures

Amount 496,780.61 490,598.50

Budget Reference

LCFF sources Title I, Part A

Object Category:

1000	135,052.17
2000	45,708.96
3000	73,415.85
4000	135,558.83
5000	107,044.80

LCFF sources Title I, Part A

Object Category:

1000	133,371.53
2000	45,140.14
3000	72,502.24
4000	133,871.89
5000	105,712.70

Action 4

[Add Students to be Served selection here]

[Add Location(s) selection here]

OR

English Learners

LEA-wide

All Schools

Actions/Services

New Action Unchanged Action

4.4: Provide timely and appropriate services to English learners and

4.4: Provide timely and appropriate services to English learners and

reclassified English learners in need of support with linguistic and/or academic skills to successfully access, engage and interact with grade-level content commensurate with their English-only peers.

reclassified English learners in need of support with linguistic and/or academic skills to successfully access, engage and interact with grade-level content commensurate with their English-only peers.

Budgeted Expenditures

Amount 3,309,935.56

Budget Reference

LCFF Sources Title I, Part A	1000	1,349,634.09
	2000	411,439.57
	3000	715,257.28
	4000	294,665.87
	5000	538,938.75

Amount 3,351,644.57

LCFF Sources Title I, Part A	1000	1,366,641.04
	2000	416,624.18
	3000	724,270.35
	4000	298,379.00
	5000	545,730.00

Action 5

[Add Students to be Served selection here] [Add Location(s) selection here]

OR

English Learners LEA-wide All Schools

Actions/Services New Action Unchanged Action

4.5 Provide English learners with linguistically-appropriate program placement options and services, which support effective and rapid English

4.5 Provide English learners with linguistically-appropriate program placement options and services, which support effective and rapid English

language development and specifically address their instructional needs at each level of their language acquisition.

language development and specifically address their instructional needs at each level of their language acquisition.

Budgeted Expenditures

Amount

632,694.97

624,821.49

Budget Reference

LCFF sources
Title I, Migrant Ed
Title I, Even Start Migrant Ed

LCFF sources
Title I, Migrant Ed
Title I, Even Start Migrant Ed

Object Category:

Object Category:

1000	400,000.00
2000	7,000.00
3000	165,302.41
4000	60,392.56

1000	395,022.26
2000	6,912.89
3000	163,245.33
4000	59,641.01

Action 6

All

All Schools

OR

[Add Students to be Served selection here]

[Add Scope of Services selection here]

[Add Location(s) selection here]

Actions/Services

New Action

Unchanged Action

4.6: Provide interventions, supplemental and core replacement programs in order to ensure equitable student access to a high quality rigorous, CA state standards-based, core instructional program with CA standards for all sub-groups.

4.6: Provide interventions, supplemental and core replacement programs in order to ensure equitable student access to a high quality rigorous, CA state standards-based, core instructional program with CA standards for all sub-groups.

Budgeted Expenditures

Amount	5,621,578.07
Budget Reference	LCFF sources Carl D Perkins Section 131 CTE Title I, Part A Special Education Special Education: Workability LEA I Department of Rehab: Workability II, Transition Partnership Regional Occupational Center Prog
	Object Category: 1000 295,790.70 2000 149,141.11 3000 180,708.35 4000 3,567,773.76 5000 1,428,164.15

Action 7

All

Specific Schools: Schools selected based on CA dashboard results

OR

[Add Students to be Served selection here] [Add Scope of Services selection here] [Add Location(s) selection here]

Actions/Services

New Action

Unchanged Action

4.7 Provide additional support to identified schools on the California Dashboard, to improve achievement in ELA and Math.

4.7 Provide additional support to identified schools on the California Dashboard, to improve achievement in ELA and Math.

Budgeted Expenditures

Amount	2,642,204.81	2,609,324.31															
Budget Reference	<p>LCFF Sources</p> <p>Object Category:</p> <table border="1"> <tr> <td>1000</td> <td>1,876,939.00</td> <td>1,853,581.73</td> </tr> <tr> <td>3000</td> <td>762,315.81</td> <td>752,829.29</td> </tr> <tr> <td>5000</td> <td>2,950.00</td> <td>2,913.29</td> </tr> </table>	1000	1,876,939.00	1,853,581.73	3000	762,315.81	752,829.29	5000	2,950.00	2,913.29	<p>LCFF Sources</p> <p>Object Category:</p> <table border="1"> <tr> <td>1000</td> <td>1,853,581.73</td> </tr> <tr> <td>3000</td> <td>752,829.29</td> </tr> <tr> <td>5000</td> <td>2,913.29</td> </tr> </table>	1000	1,853,581.73	3000	752,829.29	5000	2,913.29
1000	1,876,939.00	1,853,581.73															
3000	762,315.81	752,829.29															
5000	2,950.00	2,913.29															
1000	1,853,581.73																
3000	752,829.29																
5000	2,913.29																

Action 8

All All Schools

OR

[Add Students to be Served selection here] [Add Scope of Services selection here] [Add Location(s) selection here]

Actions/Services

	New Action	Unchanged Action
	<p>4.8 Provide targeted Restorative Practice strategies, drop-out prevention and retention efforts, diversion programs, mentoring, mental health services and other wellness programs.</p>	<p>4.8 Provide targeted Restorative Practice strategies, drop-out prevention and retention efforts, diversion programs, mentoring, mental health services and other wellness programs.</p>

Budgeted Expenditures

Amount

4,390,224.18

4,335,590.73

Budget Reference

LCFF sources
Child Development
Title I, Part A
Mental Health Redesign
Positive School Climate Model
The California Endowment

LCFF sources
Child Development
Title I, Part A
Mental Health Redesign

Object Category:

1000	203,309.42
2000	1,715,527.62
3000	779,332.63
4000	412,693.42
5000	1,279,361.09

Object Category:

1000	200,779.37
2000	1,694,179.01
3000	769,634.35
4000	407,557.72
5000	1,263,440.28

Action 9

All

All Schools

OR

[Add Students to be Served selection here]

[Add Scope of Services selection here]

[Add Location(s) selection here]

Actions/Services

New Action

Unchanged Action

4.9 Provide professional development for certificated and classified staff to support each of the activities identified in MTSS.

4.9 Provide professional development for certificated and classified staff to support each of the activities identified in MTSS.

Budgeted Expenditures

Amount	56,700.41	55,994.82
Budget Reference	Title I, Part A LCFF Sources	Title I, Part A LCFF Sources
	Object Categories:	Object Categories:
	1000 29,261.00	1000 28,896.87
	3000 11,884.31	3000 11,736.42
	5000 15,555.10	5000 15,361.53

Action 10

OR

Actions/Services

Budgeted Expenditures

Amount		
Budget Reference		

Demonstration of Increased or Improved Services for Unduplicated Pupils

LCAP Year: 2018-19

Estimated Supplemental and Concentration Grant Funds Percentage to Increase or Improve Services

\$132,148,188

34.24%

Describe how services provided for unduplicated pupils are increased or improved by at least the percentage identified above, either qualitatively or quantitatively, as compared to services provided for all students in the LCAP year.

Identify each action/service being funded and provided on a schoolwide or LEA-wide basis. Include the required descriptions supporting each schoolwide or LEA-wide use of funds (see instructions).

SAUSD has an unduplicated pupil percentage of 88.15%, therefore, the LCAP supplemental and concentration grant funding will be expended on a district wide basis, as allowed for in 5 CCR 15496 and as described in the LCAP. The District's strategic goals maintain the focus of and coherence among the District's educational programs and services. All LCFF supplemental/ concentration fund allocations align with the District's four strategic goals.

The new features of the 2018-19 LCAP are:

The shift from 3 to 4 goals in order to differentiate more clearly between core and supplemental services. The goals have been modified in response to our Stakeholder input process so that a greater emphasis can be put on communication and collaboration processes that foster parent and community engagement and establish clearer transparency at all stakeholder levels. Professional Development has been included as a separate action for each goal. Our internal process will allow us to identify the specific goal and action that each professional development expenditures supports.

Goal 1: All Students will have equitable access to a high-quality core curricular and instructional program.

- Maintain adopted math curriculum and materials with planning for ongoing professional development and coaching.
- Provide professional development to support the adopted ELA/ELD curriculum and materials.
- Expand preschool and other early literacy efforts through expansion of preschool classrooms and coordination of the Santa Ana Early Literacy Initiative.
- Expand CTE pathways, including addition of multiple intermediate school pathways in articulation with existing high school programs.
- Launch of an instructional leadership cycle to develop clarity of instructional vision and goals and establish Key Performance Indicators across school sites.

Describe how services provided for unduplicated pupils are increased or improved by at least the percentage identified above, either qualitatively or quantitatively, as compared to services provided for all students in the LCAP year.

Identify each action/service being funded and provided on a schoolwide or LEA-wide basis. Include the required descriptions supporting each schoolwide or LEA-wide use of funds (see instructions).

Goal 2: Establish collaboration and communication across all levels to support and promote engagement and school connectedness amongst students, staff, families and community.

- Maintain sports program at all intermediate schools to support student engagement in extra-curricular activities.
- All elementary, intermediate and high schools will have established site wellness centers to support ALL parents with resources to improve communication and collaboration with school sites in order to increase academic, behavioral and social emotional outcomes for their child/children.
- Expansion of Circulos grade level offering place-based learning experiences at three sites.
- Expansion of Dual Enrollment offerings across the district.
- Development of a Virtual School to provide increased access to enrichment and elective course options and to accelerate core academic completion.

Goal 3: Cultivate and maintain a healthy, safe, secure, and respectful school and working environment for all.

- Recruit and develop new partnerships with community agencies to increase restorative practices and violence prevention in schools.
- Expand Trauma Informed Practices Pilot at newly identified schools.
- Implementation of the i3 Safe Schools grant to increase access to schools for Positive Behavior Intervention and Supports (PBIS) and restorative practices to improve fidelity of implementation to create a positive school climate for ALL.
- Deliver social emotional learning curriculum to ensure Universal Tier 1 support for students.
- Activity supervisor's hours increased at all sites to ensure student safety.
- Emergency response and preparedness added to support site to district communication in case of disaster of critical incident.
- Create a plan and comprehensive vision of classified staff development across all departments.

Goal 4: Implement a robust Multi-Tiered System of Support (MTSS) framework that provides timely and responsive support to targeted students within identified subgroups to meet individual academic, behavioral and social-emotional learning (SEL) needs.

- Recruit and develop new partnerships with community agencies to increase restorative practices and violence prevention in schools for students in need of Tier 2 and 3 interventions.
- Provide students who require additional ongoing support with mental health counseling by expanding community agencies partnership and internal mental health clinicians.
- Continue implementation of the i3 Safe Schools grant to increase access to schools for Positive Behavior Intervention and Supports (PBIS) and restorative practices to targeted subgroups.

Describe how services provided for unduplicated pupils are increased or improved by at least the percentage identified above, either qualitatively or quantitatively, as compared to services provided for all students in the LCAP year.

Identify each action/service being funded and provided on a schoolwide or LEA-wide basis. Include the required descriptions supporting each schoolwide or LEA-wide use of funds (see instructions).

- Creation of District level MTSS team to review and streamline targeted academic, behavior and social emotional structures, supports and resources.
- Participation in California Scale UP MTSS Statewide Training Initiative (SUMS) in order to restructure systems of support in the areas academic, behavior and social emotional learning.
- Expand support to foster students and their families by implementing tutorial programs, field trips and monthly leadership. Expansion of Elementary YOLO (Youth Outreach Leadership Opportunities).
- YOLO pilots at targeted elementary sites to support foster students.
- Provide and maintain differentiated expanded services/supports for identified high need schools identified on the California Dashboard.
- Expansion of speech and debate to accommodate more student participants, to add additional schools, including expansion into the upper high school grades.
- Develop a set of high quality Tier 2 and Tier 3 intervention supports in literacy and numeracy at all grade levels.
- Maintain sports program at all intermediate schools to support student engagement in extra-curricular activities.

The actions/services stated above coupled with the items listed below meet the SAUSD proportionality requirement of 34.24%.

In sum, SAUSD actions and services will support all students in the following areas: Continued professional learning aligned to each LCAP goal in order to ensure effective delivery of instructions using the District adopted, State approved grades TK-12 curricula for ELA and mathematics. Our PK-3 literacy initiatives will continue to be implemented in order to support acquisition of foundational literacy skills that will lead to at-grade level reading proficiency by 3rd grade. Our MTSS initiative is designed to support a high quality core instructional program that is supported by differentiation of instruction along with tiered interventions and supports, extended learning and enrichment opportunities for all students. The establishment of wellness centers on each school site, along with the District wellness center, will result in increased parental involvement, access to mental health, restorative practices and wrap around services to support the social emotional well being of students at the foundational and targeted need levels. SAUSD's educational options, including Grades TK-8 Dual Immersion programs, early and middle college high schools, the ALA personalized learning charter school, an on-line hybrid school with both first instruction and credit recovery options, the SANArts conservatory, and CTE career pathways, Advancement Via Individual Determination (AVID), dual enrollment, international baccalaureate programs support students to be successful in pursuing college and career goals. Maintaining safe and secure schools, promoting a positive learning environment, and maintaining connectedness and transparency with students, parents, staff and the community will augment the quality of the educational program and learning environment for all students. Single Plans for Student Achievement (SPSA) for all schools will be reviewed annually to maintain strong site level alignment to LCAP goals, metrics and expenditures for fiscal transparency.

Describe how services provided for unduplicated pupils are increased or improved by at least the percentage identified above, either qualitatively or quantitatively, as compared to services provided for all students in the LCAP year.

Identify each action/service being funded and provided on a schoolwide or LEA-wide basis. Include the required descriptions supporting each schoolwide or LEA-wide use of funds (see instructions).

--

Demonstration of Increased or Improved Services for Unduplicated Pupils

LCAP Year: 2017-18

Estimated Supplemental and Concentration Grant Funds

\$91,564,992

Percentage to Increase or Improve Services

21.5%

Describe how services provided for unduplicated pupils are increased or improved by at least the percentage identified above, either qualitatively or quantitatively, as compared to services provided for all students in the LCAP year.

Identify each action/service being funded and provided on a schoolwide or LEA-wide basis. Include the required descriptions supporting each schoolwide or LEA-wide use of funds (see instructions).

SAUSD has an unduplicated pupil percentage of 93.8%, therefore, the LCAP supplemental and concentration grant funding will be expended on a district wide basis, as allowed for in 5 CCR 15496 and as described in the LCAP. All SAUSD actions and services will support all students in the following areas: Continued professional learning to support implementation of the new state standards at all grade levels; implementation of PK-3 literacy initiatives to ensure reading by 3rd grade; extended learning and instructional programs to increase access and enrichment opportunities for all students; increased access to technology and STEAM to support the development of 21st century skills for all students in preparation of college and career readiness; support for Advancement Via Individual Determination (AVID) at all schools; career technical education (CTE) coursework to support career pathways at all high schools; increased partnership with the Santa Ana College to support dual enrollment opportunities for students; increased parent and community involvement and educational opportunities at schools and at district level; implementation of virtual school programs to support online learning for first time learning and credit recovery; project based learning, blended learning, personalized learning and virtual learning programs to meet the needs of all students; social and emotional support to promote social and emotional health and school connectedness for all students; continued focus on safe and secure schools to promote a positive learning environment. The district will review the Single Plans for Student Achievement (SPSA) annually, for all schools to ensure alignment to goals, metrics and expenditures to the LCAP.

Addendum

The Local Control and Accountability Plan (LCAP) and Annual Update Template documents and communicates local educational agencies' (LEAs) actions and expenditures to support student outcomes and overall performance. The LCAP is a three-year plan, which is reviewed and updated annually, as required. Charter schools may complete the LCAP to align with the term of the charter school's budget, typically one year, which is submitted to the school's authorizer. The LCAP and Annual Update Template must be completed by all LEAs each year.

For school districts, the LCAP must describe, for the school district and each school within the district, goals and specific actions to achieve those goals for all students and each student group identified by the Local Control Funding Formula (LCFF) (ethnic, socioeconomically disadvantaged, English learners, foster youth, pupils with disabilities, and homeless youth), for each of the state priorities and any locally identified priorities.

For county offices of education, the LCAP must describe, for each county office of education-operated school and program, goals and specific actions to achieve those goals for all students and each LCFF student group funded through the county office of education (students attending juvenile court schools, on probation or parole, or expelled under certain conditions) for each of the state priorities and any locally identified priorities. School districts and county offices of education may additionally coordinate and describe in their LCAPs services funded by a school district that are provided to students attending county-operated schools and programs, including special education programs.

If a county superintendent of schools has jurisdiction over a single school district, the county board of education and the governing board of the school district may adopt and file for review and approval a single LCAP consistent with the requirements in Education Code (EC) sections 52060, 52062, 52066, 52068, and 52070. The LCAP must clearly articulate to which entity's budget (school district or county superintendent of schools) all budgeted and actual expenditures are aligned.

Charter schools must describe goals and specific actions to achieve those goals for all students and each LCFF subgroup of students including students with disabilities and homeless youth, for each of the state priorities that apply for the grade levels served or the nature of the program operated by the charter school, and any locally identified priorities. For charter schools, the inclusion and description of goals for state priorities in the LCAP may be modified to meet the grade levels served and the nature of the programs provided, including modifications to reflect only the statutory requirements explicitly applicable to charter schools in the EC. Changes in LCAP goals and actions/services for charter schools that result from the annual update process do not necessarily constitute a material revision to the school's charter petition.

For questions related to specific sections of the template, please see instructions below:

Instructions: Linked Table of Contents

Plan Summary

Annual Update

Stakeholder Engagement

Goals, Actions, and Services

Planned Actions/Services

Demonstration of Increased or Improved Services for Unduplicated Students

For additional questions or technical assistance related to completion of the LCAP template, please contact the local county office of education, or the CDE's Local Agency Systems Support Office at: 916-319-0809 or by email at: lcff@cde.ca.gov.

Plan Summary

The LCAP is intended to reflect an LEA's annual goals, actions, services and expenditures within a fixed three-year planning cycle. LEAs must include a plan summary for the LCAP each year. When developing the LCAP, enter the appropriate LCAP year, and address the prompts provided in these sections. When developing the LCAP in year 2 or year 3, enter the appropriate LCAP year and replace the previous summary information with information relevant to the current year LCAP. In this section, briefly address the prompts provided. These prompts are not limits. LEAs may include information regarding local program(s), community demographics, and the overall vision of the LEA. LEAs may also attach documents (e.g., the LCFF Evaluation Rubrics data reports) if desired and/or include charts illustrating goals, planned outcomes, actual outcomes, or related planned and actual expenditures.

An LEA may use an alternative format for the plan summary as long as it includes the information specified in each prompt and the budget summary table.

The reference to LCFF Evaluation Rubrics means the evaluation rubrics adopted by the State Board of Education under *EC* Section 52064.5.

Budget Summary

The LEA must complete the LCAP Budget Summary table as follows:

- **Total LEA General Fund Budget Expenditures for the LCAP Year:** This amount is the LEA's total budgeted General Fund expenditures for the LCAP year. The LCAP year means the fiscal year for which an LCAP is adopted or updated by July 1. The General Fund is the main operating fund of the LEA and accounts for all activities not accounted for in another fund. All activities are reported in the General Fund unless there is a compelling reason to account for an activity in another fund. For further information please refer to the *California School Accounting Manual* (<http://www.cde.ca.gov/fq/ac/sal/>). (Note: For some charter schools that follow governmental fund accounting, this amount is the total budgeted expenditures in the Charter Schools Special Revenue Fund. For charter schools that follow the not-for-profit accounting model, this amount is total budgeted expenses, such as those budgeted in the Charter Schools Enterprise Fund.)
- **Total Funds Budgeted for Planned Actions/Services to Meet the Goals in the LCAP for the LCAP Year:** This amount is the total of the budgeted expenditures associated with

the actions/services included for the LCAP year from all sources of funds, as reflected in the LCAP. To the extent actions/services and/or expenditures are listed in the LCAP under more than one goal, the expenditures should be counted only once.

- **Description of any use(s) of the General Fund Budget Expenditures specified above for the LCAP year not included in the LCAP:** Briefly describe expenditures included in total General Fund Expenditures that are not included in the total funds budgeted for planned actions/services for the LCAP year. (Note: The total funds budgeted for planned actions/services may include funds other than general fund expenditures.)
- **Total Projected LCFF Revenues for LCAP Year:** This amount is the total amount of LCFF funding the LEA estimates it will receive pursuant to *EC* sections 42238.02 (for school districts and charter schools) and 2574 (for county offices of education), as implemented by *EC* sections 42238.03 and 2575 for the LCAP year respectively.

Annual Update

The planned goals, expected outcomes, actions/services, and budgeted expenditures must be copied verbatim from the previous year's* approved LCAP; in addition, list the state and/or local priorities addressed by the planned goals. Minor typographical errors may be corrected.

* For example, for LCAP year 2017/18 of the 2017/18 – 2019/20 LCAP, review the goals in the 2016/17 LCAP. Moving forward, review the goals from the most recent LCAP year. For example, LCAP year 2020/21 will review goals from the 2019/20 LCAP year, which is the last year of the 2017/18 – 2019/20 LCAP.

Annual Measurable Outcomes

For each goal in the prior year, identify and review the actual measurable outcomes as compared to the expected annual measurable outcomes identified in the prior year for the goal.

Actions/Services

Identify the planned Actions/Services and the budgeted expenditures to implement these actions toward achieving the described goal. Identify the actual actions/services implemented to meet the described goal and the estimated actual annual expenditures to implement the actions/services. As applicable, identify any changes to the students or student groups served, or to the planned location of the actions/services provided.

Analysis

Using actual annual measurable outcome data, including data from the LCFF Evaluation Rubrics, analyze whether the planned actions/services were effective in achieving the goal. Respond to the prompts as instructed.

- Describe the overall implementation of the actions/services to achieve the articulated goal. Include a discussion of relevant challenges and successes experienced with the implementation process.
- Describe the overall effectiveness of the actions/services to achieve the articulated goal as measured by the LEA.
- Explain material differences between Budgeted Expenditures and Estimated Actual Expenditures. Minor variances in expenditures or a dollar-for-dollar accounting is not required.
- Describe any changes made to this goal, expected outcomes, metrics, or actions and services to achieve this goal as a result of this analysis and analysis of the data provided

in the LCFF Evaluation Rubrics, as applicable. Identify where those changes can be found in the LCAP.

Stakeholder Engagement

Meaningful engagement of parents, students, and other stakeholders, including those representing the student groups identified by LCFF, is critical to the development of the LCAP and the budget process. *EC* identifies the minimum consultation requirements for school districts and county offices of education as consulting with teachers, principals, administrators, other school personnel, local bargaining units of the school district, parents, and pupils in developing the LCAP. *EC* requires charter schools to consult with teachers, principals, administrators, other school personnel, parents, and pupils in developing the LCAP. In addition, *EC* Section 48985 specifies the requirements for the translation of notices, reports, statements, or records sent to a parent or guardian.

The LCAP should be shared with, and LEAs should request input from, school site-level advisory groups, as applicable (e.g., school site councils, English Learner Advisory Councils, student advisory groups, etc.), to facilitate alignment between school-site and district-level goals and actions. An LEA may incorporate or reference actions described in other plans that are being undertaken to meet specific goals.

Instructions: The stakeholder engagement process is an ongoing, annual process. The requirements for this section are the same for each year of a three-year LCAP. When developing the LCAP, enter the appropriate LCAP year, and describe the stakeholder engagement process used to develop the LCAP and Annual Update. When developing the LCAP in year 2 or year 3, enter the appropriate LCAP year and replace the previous stakeholder narrative(s) and describe the stakeholder engagement process used to develop the current year LCAP and Annual Update.

School districts and county offices of education: Describe the process used to consult with the Parent Advisory Committee, the English Learner Parent Advisory Committee, parents, students, school personnel, the LEA's local bargaining units, and the community to inform the development of the LCAP and the annual review and analysis for the indicated LCAP year.

Charter schools: Describe the process used to consult with teachers, principals, administrators, other school personnel, parents, and students to inform the development of the LCAP and the annual review and analysis for the indicated LCAP year.

Describe how the consultation process impacted the development of the LCAP and annual update for the indicated LCAP year, including the goals, actions, services, and expenditures.

Goals, Actions, and Services

LEAs must include a description of the annual goals, for all students and each LCFF identified group of students, to be achieved for each state priority as applicable to type of LEA. An LEA may also include additional local priorities. This section shall also include a description of the specific planned actions an LEA will take to meet the identified goals, and a description of the expenditures required to implement the specific actions.

School districts and county offices of education: The LCAP is a three-year plan, which is reviewed and updated annually, as required.

Charter schools: The number of years addressed in the LCAP may align with the term of the charter schools budget, typically one year, which is submitted to the school's authorizer. If year 2 and/or year 3 is not applicable, charter schools must specify as such.

New, Modified, Unchanged

As part of the LCAP development process, which includes the annual update and stakeholder engagement, indicate if the goal, identified need, related state and/or local priorities, and/or expected annual measurable outcomes for the current LCAP year or future LCAP years are modified or unchanged from the previous year's LCAP; or, specify if the goal is new.

Goal

State the goal. LEAs may number the goals using the "Goal #" box for ease of reference. A goal is a broad statement that describes the desired result to which all actions/services are directed. A goal answers the question: What is the LEA seeking to achieve?

Related State and/or Local Priorities

List the state and/or local priorities addressed by the goal. The LCAP must include goals that address each of the state priorities, as applicable to the type of LEA, and any additional local priorities; however, one goal may address multiple priorities. ([Link to State Priorities](#))

Identified Need

Describe the needs that led to establishing the goal. The identified needs may be based on quantitative or qualitative information, including, but not limited to, results of the annual update process or performance data from the LCFF Evaluation Rubrics, as applicable.

Expected Annual Measurable Outcomes

For each LCAP year, identify the metric(s) or indicator(s) that the LEA will use to track progress toward the expected outcomes. LEAs may identify metrics for specific student groups. Include in the baseline column the most recent data associated with this metric or indicator available at the time of adoption of the LCAP for the first year of the three-year plan. The most recent data associated with a metric or indicator includes data as reported in the annual update of the LCAP year immediately preceding the three-year plan, as applicable. The baseline data shall remain unchanged throughout the three-year LCAP. In the subsequent year columns, identify the progress to be made in each year of the three-year cycle of the LCAP. Consider how expected outcomes in any given year are related to the expected outcomes for subsequent years.

The metrics may be quantitative or qualitative, but at minimum an LEA must use the applicable required metrics for the related state priorities, in each LCAP year as applicable to the type of LEA. For the student engagement priority metrics, as applicable, LEAs must calculate the rates as described in the [LCAP Template Appendix, sections \(a\) through \(d\)](#).

Planned Actions/Services

For each action/service, the LEA must complete either the section "For Actions/Services not included as contributing to meeting Increased or Improved Services Requirement" or the section "For Actions/Services included as contributing to meeting the Increased or Improved Services Requirement." The LEA shall not complete both sections for a single action.

For Actions/Services Not Contributing to Meeting the Increased or Improved Services Requirement

Students to be Served

The "Students to be Served" box is to be completed for all actions/services except for those which are included by the LEA as contributing to meeting the requirement to increase or improve services for unduplicated students. Indicate in this box which students will benefit from the actions/services by entering "All", "Students with Disabilities", or "Specific Student

Group(s)". If "Specific Student Group(s)" is entered, identify the specific student group(s) as appropriate.

Location(s)

Identify the location where the action/services will be provided. If the services are provided to all schools within the LEA, the LEA must identify "All Schools". If the services are provided to specific schools within the LEA or specific grade spans only, the LEA must enter "Specific Schools" or "Specific Grade Spans". Identify the individual school or a subset of schools or grade spans (e.g., all high schools or grades K-5), as appropriate.

Charter schools operating more than one site, authorized within the same charter petition, may choose to distinguish between sites by entering "Specific Schools" and identifying the site(s) where the actions/services will be provided. For charter schools operating only one site, "All Schools" and "Specific Schools" may be synonymous and, therefore, either would be appropriate. Charter schools may use either term provided they are used in a consistent manner through the LCAP.

For Actions/Services Contributing to Meeting the Increased or Improved Services Requirement:

Students to be Served

For any action/service contributing to the LEA's overall demonstration that it has increased or improved services for unduplicated students above what is provided to all students (see Demonstration of Increased or Improved Services for Unduplicated Students section, below), the LEA must identify the unduplicated student group(s) being served.

Scope of Service

For each action/service contributing to meeting the increased or improved services requirement, identify the scope of service by indicating "LEA-wide", "Schoolwide", or "Limited to Unduplicated Student Group(s)". The LEA must identify one of the following three options:

- If the action/service is being funded and provided to upgrade the entire educational program of the LEA, enter "LEA-wide."
- If the action/service is being funded and provided to upgrade the entire educational program of a particular school or schools, enter "schoolwide".
- If the action/service being funded and provided is limited to the unduplicated students identified in "Students to be Served", enter "Limited to Unduplicated Student Group(s)".

For charter schools and single-school school districts, "LEA-wide" and "Schoolwide" may be synonymous and, therefore, either would be appropriate. For charter schools operating multiple schools (determined by a unique CDS code) under a single charter, use "LEA-wide" to refer to all schools under the charter and use "Schoolwide" to refer to a single school authorized within the same charter petition. Charter schools operating a single school may use "LEA-wide" or "Schoolwide" provided these terms are used in a consistent manner through the LCAP.

Location(s)

Identify the location where the action/services will be provided. If the services are provided to all schools within the LEA, the LEA must indicate "All Schools". If the services are provided to specific schools within the LEA or specific grade spans only, the LEA must enter "Specific Schools" or "Specific Grade Spans". Identify the individual school or a subset of schools or grade spans (e.g., all high schools or grades K-5), as appropriate.

Charter schools operating more than one site, authorized within the same charter petition, may choose to distinguish between sites by entering "Specific Schools" and identify the site(s) where the actions/services will be provided. For charter schools operating only one site, "All Schools" and "Specific Schools" may be synonymous and, therefore, either would be appropriate. Charter schools may use either term provided they are used in a consistent manner through the LCAP.

Actions/Services

For each LCAP year, identify the actions to be performed and services provided to meet the described goal. Actions and services that are implemented to achieve the identified goal may be grouped together. LEAs may number the action/service using the "Action #" box for ease of reference.

New/Modified/Unchanged:

- Enter "New Action" if the action/service is being added in any of the three years of the LCAP to meet the articulated goal.
- Enter "Modified Action" if the action/service was included to meet an articulated goal and has been changed or modified in any way from the prior year description.
- Enter "Unchanged Action" if the action/service was included to meet an articulated goal and has not been changed or modified in any way from the prior year description.
 - If a planned action/service is anticipated to remain unchanged for the duration of the plan, an LEA may enter "Unchanged Action" and leave the subsequent year columns blank rather than having to copy/paste the action/service into the subsequent year columns. Budgeted expenditures may be treated in the same way as applicable.

Note: The goal from the prior year may or may not be included in the current three-year LCAP. For example, when developing year 1 of the LCAP, the goals articulated in year 3 of the preceding three-year LCAP will be from the prior year.

Charter schools may complete the LCAP to align with the term of the charter school's budget that is submitted to the school's authorizer. Accordingly, a charter school submitting a one-year budget to its authorizer may choose not to complete the year 2 and year 3 portions of the "Goals, Actions, and Services" section of the template. If year 2 and/or year 3 is not applicable, charter schools must specify as such.

Budgeted Expenditures

For each action/service, list and describe budgeted expenditures for each school year to implement these actions, including where those expenditures can be found in the LEA's budget. The LEA must reference all fund sources for each proposed expenditure. Expenditures must be classified using the California School Accounting Manual as required by *EC* sections 52061, 52067, and 47606.5.

Expenditures that are included more than once in an LCAP must be indicated as a duplicated expenditure and include a reference to the goal and action/service where the expenditure first appears in the LCAP.

If a county superintendent of schools has jurisdiction over a single school district, and chooses to complete a single LCAP, the LCAP must clearly articulate to which entity's budget (school district or county superintendent of schools) all budgeted expenditures are aligned.

Demonstration of Increased or Improved Services for Unduplicated Students

This section must be completed for each LCAP year. When developing the LCAP in year 2 or year 3, copy the "Demonstration of Increased or Improved Services for Unduplicated Students" table and enter the appropriate LCAP year. Using the copy of the section, complete the section as required for the current year LCAP. Retain all prior year sections for each of the three years within the LCAP.

Estimated Supplemental and Concentration Grant Funds

Identify the amount of funds in the LCAP year calculated on the basis of the number and concentration of low income, foster youth, and English learner students as determined pursuant to *California Code of Regulations*, Title 5 (5 CCR) Section 15496(a)(5).

Percentage to Increase or Improve Services

Identify the percentage by which services for unduplicated pupils must be increased or improved as compared to the services provided to all students in the LCAP year as calculated pursuant to 5 CCR Section 15496(a)(7).

Consistent with the requirements of 5 CCR Section 15496, describe how services provided for unduplicated pupils are increased or improved by at least the percentage calculated as compared to services provided for all students in the LCAP year. To improve services means to grow services in quality and to increase services means to grow services in quantity. This description must address how the action(s)/service(s) limited for one or more unduplicated student group(s), and any schoolwide or districtwide action(s)/service(s) supported by the appropriate description, taken together, result in the required proportional increase or improvement in services for unduplicated pupils.

If the overall increased or improved services include any actions/services being funded and provided on a schoolwide or districtwide basis, identify each action/service and include the required descriptions supporting each action/service as follows.

For those services being provided on an LEA-wide basis:

- For school districts with an unduplicated pupil percentage of 55% or more, and for charter schools and county offices of education: Describe how these services are **principally directed to and effective in meeting its goals** for unduplicated pupils in the state and any local priorities.
- For school districts with an unduplicated pupil percentage of less than 55%: Describe how these services are **principally directed to and effective in meeting its goals** for unduplicated pupils in the state and any local priorities. Also describe how the services are **the most effective use of the funds to meet these goals** for its unduplicated pupils. Provide the basis for this determination, including any alternatives considered, supporting research, experience or educational theory.

For school districts only, identify in the description those services being funded and provided on a schoolwide basis, and include the required description supporting the use of the funds on a schoolwide basis:

- For schools with 40% or more enrollment of unduplicated pupils: Describe how these services are **principally directed to and effective in meeting its goals** for its unduplicated pupils in the state and any local priorities.

- For school districts expending funds on a schoolwide basis at a school with less than 40% enrollment of unduplicated pupils: Describe how these services are **principally directed to** and how the services are **the most effective use of the funds to meet its goals** for English learners, low income students and foster youth, in the state and any local priorities.

State Priorities

Priority 1: Basic Services addresses the degree to which:

- A. Teachers in the LEA are appropriately assigned and fully credentialed in the subject area and for the pupils they are teaching;
- B. Pupils in the school district have sufficient access to the standards-aligned instructional materials; and
- C. School facilities are maintained in good repair.

Priority 2: Implementation of State Standards addresses:

- A. The implementation of state board adopted academic content and performance standards for all students, which are:
 - a. English Language Arts – Common Core State Standards (CCSS) for English Language Arts
 - b. Mathematics – CCSS for Mathematics
 - c. English Language Development (ELD)
 - d. Career Technical Education
 - e. Health Education Content Standards
 - f. History-Social Science
 - g. Model School Library Standards
 - h. Physical Education Model Content Standards
 - i. Next Generation Science Standards
 - j. Visual and Performing Arts
 - k. World Language; and
- B. How the programs and services will enable English learners to access the CCSS and the ELD standards for purposes of gaining academic content knowledge and English language proficiency.

Priority 3: Parental Involvement addresses:

- A. The efforts the school district makes to seek parent input in making decisions for the school district and each individual school site;
- B. How the school district will promote parental participation in programs for unduplicated pupils; and
- C. How the school district will promote parental participation in programs for individuals with exceptional needs.

Priority 4: Pupil Achievement as measured by all of the following, as applicable:

- A. Statewide assessments;
- B. The Academic Performance Index;
- C. The percentage of pupils who have successfully completed courses that satisfy University of California (UC) or California State University (CSU) entrance requirements, or programs of study that align with state board approved career technical educational standards and framework;
- D. The percentage of English learner pupils who make progress toward English proficiency as measured by the California English Language Development Test (CELDT);
- E. The English learner reclassification rate;
- F. The percentage of pupils who have passed an advanced placement examination with a score of 3 or higher; and
- G. The percentage of pupils who participate in, and demonstrate college preparedness pursuant to, the Early Assessment Program, or any subsequent assessment of college preparedness.

Priority 5: Pupil Engagement as measured by all of the following, as applicable:

- A. School attendance rates;
- B. Chronic absenteeism rates;
- C. Middle school dropout rates;
- D. High school dropout rates; and
- E. High school graduation rates;

Priority 6: School Climate as measured by all of the following, as applicable:

- A. Pupil suspension rates;
- B. Pupil expulsion rates; and
- C. Other local measures, including surveys of pupils, parents, and teachers on the sense of safety and school connectedness.

Priority 7: Course Access addresses the extent to which pupils have access to and are enrolled in:

- A. A broad course of study including courses described under *EC* sections 51210 and 51220(a)-(i), as applicable;
- B. Programs and services developed and provided to unduplicated pupils; and
- C. Programs and services developed and provided to individuals with exceptional needs.

Priority 8: Pupil Outcomes addresses pupil outcomes, if available, for courses described under *EC* sections 51210 and 51220(a)-(i), as applicable.

Priority 9: Coordination of Instruction of Expelled Pupils (COE Only) addresses how the county superintendent of schools will coordinate instruction of expelled pupils.

Priority 10. Coordination of Services for Foster Youth (COE Only) addresses how the county superintendent of schools will coordinate services for foster children, including:

- A. Working with the county child welfare agency to minimize changes in school placement
- B. Providing education-related information to the county child welfare agency to assist in the delivery of services to foster children, including educational status and progress information that is required to be included in court reports;
- C. Responding to requests from the juvenile court for information and working with the juvenile court to ensure the delivery and coordination of necessary educational services; and
- D. Establishing a mechanism for the efficient expeditious transfer of health and education records and the health and education passport.

Local Priorities address:

- A. Local priority goals; and
- B. Methods for measuring progress toward local goals.

APPENDIX A: PRIORITIES 5 AND 6 RATE CALCULATION INSTRUCTIONS

For the purposes of completing the LCAP in reference to the state priorities under *EC* sections 52060 and 52066, as applicable to type of LEA, the following shall apply:

- (a) "Chronic absenteeism rate" shall be calculated as follows:
 - (1) The number of pupils with a primary, secondary, or short-term enrollment during the academic year (July 1 – June 30) who are chronically absent where "chronic absentee" means a pupil who is absent 10 percent or more of the schooldays in the school year when the total number of days a pupil is absent is divided by the total number of days the pupil is enrolled and school was actually taught in the total number of days the pupil is enrolled and school was actually taught in the regular day schools of the district, exclusive of Saturdays and Sundays.
 - (2) The unduplicated count of pupils with a primary, secondary, or short-term enrollment during the academic year (July 1 – June 30).
 - (3) Divide (1) by (2).
- (b) "Middle School dropout rate" shall be calculated as set forth in 5 *CCR* Section 1039.1.
- (c) "High school dropout rate" shall be calculated as follows:
 - (1) The number of cohort members who dropout by the end of year 4 in the cohort where "cohort" is defined as the number of first-time grade 9 pupils in year 1 (starting cohort) plus pupils who transfer in, minus pupils who transfer out, emigrate, or die during school years 1, 2, 3, and 4.
 - (2) The total number of cohort members.
 - (3) Divide (1) by (2).
- (d) "High school graduation rate" shall be calculated as follows:
 - (1) The number of cohort members who earned a regular high school diploma [or earned an adult education high school diploma or passed the California High School Proficiency Exam] by the end of year 4 in the cohort where "cohort" is defined as the number of first-time grade 9 pupils in year 1 (starting cohort) plus pupils who transfer in, minus pupils who transfer out, emigrate, or die during school years 1, 2, 3, and 4.
 - (2) The total number of cohort members.
 - (3) Divide (1) by (2).
- (e) "Suspension rate" shall be calculated as follows:
 - (1) The unduplicated count of pupils involved in one or more incidents for which the pupil was suspended during the academic year (July 1 – June 30).
 - (2) The unduplicated count of pupils with a primary, secondary, or short-term enrollment during the academic year (July 1 – June 30).
 - (3) Divide (1) by (2).
- (f) "Expulsion rate" shall be calculated as follows:
 - (1) The unduplicated count of pupils involved in one or more incidents for which the pupil was expelled during the academic year (July 1 – June 30).
 - (2) The unduplicated count of pupils with a primary, secondary, or short-term enrollment during the academic year (July 1 – June 30).
 - (3) Divide (1) by (2).

NOTE: Authority cited: Sections 42238.07 and 52064, *Education Code*. Reference: Sections 2574, 2575, 42238.01, 42238.02, 42238.03, 42238.07, 47605, 47605.6, 47606.5, 48926, 52052, 52060, 52061, 52062, 52063, 52064, 52066, 52067, 52068, 52069, 52070, 52070.5, and 64001,; 20 U.S.C. Sections 6312 and 6314.

APPENDIX B: GUIDING QUESTIONS

Guiding Questions: Annual Review and Analysis

- 1) How have the actions/services addressed the needs of all pupils and did the provisions of those services result in the desired outcomes?
- 2) How have the actions/services addressed the needs of all subgroups of pupils identified pursuant to *EC* Section 52052, including, but not limited to, English learners, low-income pupils, and foster youth; and did the provision of those actions/services result in the desired outcomes?
- 3) How have the actions/services addressed the identified needs and goals of specific school sites and were these actions/services effective in achieving the desired outcomes?
- 4) What information (e.g., quantitative and qualitative data/metrics) was examined to review progress toward goals in the annual update?
- 5) What progress has been achieved toward the goal and expected measurable outcome(s)? How effective were the actions and services in making progress toward the goal? What changes to goals, actions, services, and expenditures are being made in the LCAP as a result of the review of progress and assessment of the effectiveness of the actions and services?
- 6) What differences are there between budgeted expenditures and estimated actual annual expenditures? What were the reasons for any differences?

Guiding Questions: Stakeholder Engagement

- 1) How have applicable stakeholders (e.g., parents and pupils, including parents of unduplicated pupils and unduplicated pupils identified in *EC* Section 42238.01; community members; local bargaining units; LEA personnel; county child welfare agencies; county office of education foster youth services programs, court-appointed special advocates, and other foster youth stakeholders; community organizations representing English learners; and others as appropriate) been engaged and involved in developing, reviewing, and supporting implementation of the LCAP?
- 2) How have stakeholders been included in the LEA's process in a timely manner to allow for engagement in the development of the LCAP?
- 3) What information (e.g., quantitative and qualitative data/metrics) was made available to stakeholders related to the state priorities and used by the LEA to inform the LCAP goal setting process? How was the information made available?
- 4) What changes, if any, were made in the LCAP prior to adoption as a result of written comments or other feedback received by the LEA through any of the LEA's engagement processes?
- 5) What specific actions were taken to meet statutory requirements for stakeholder engagement pursuant to *EC* sections 52062, 52068, or 47606.5, as applicable, including engagement with representatives of parents and guardians of pupils identified in *EC* Section 42238.01?
- 6) What specific actions were taken to consult with pupils to meet the requirements 5 *CCR* Section 15495(a)?

- 7) How has stakeholder involvement been continued and supported? How has the involvement of these stakeholders supported improved outcomes for pupils, including unduplicated pupils, related to the state priorities?

Guiding Questions: Goals, Actions, and Services

- 1) What are the LEA's goal(s) to address state priorities related to "Conditions of Learning": Basic Services (Priority 1), the Implementation of State Standards (Priority 2), and Course Access (Priority 7)?
- 2) What are the LEA's goal(s) to address state priorities related to "Pupil Outcomes": Pupil Achievement (Priority 4), Pupil Outcomes (Priority 8), Coordination of Instruction of Expelled Pupils (Priority 9 – COE Only), and Coordination of Services for Foster Youth (Priority 10 – COE Only)?
- 3) What are the LEA's goal(s) to address state priorities related to parent and pupil "Engagement": Parental Involvement (Priority 3), Pupil Engagement (Priority 5), and School Climate (Priority 6)?
- 4) What are the LEA's goal(s) to address any locally-identified priorities?
- 5) How have the unique needs of individual school sites been evaluated to inform the development of meaningful district and/or individual school site goals (e.g., input from site level advisory groups, staff, parents, community, pupils; review of school level plans; in-depth school level data analysis, etc.)?
- 6) What are the unique goals for unduplicated pupils as defined in *EC* Section 42238.01 and groups as defined in *EC* Section 52052 that are different from the LEA's goals for all pupils?
- 7) What are the specific expected measurable outcomes associated with each of the goals annually and over the term of the LCAP?
- 8) What information (e.g., quantitative and qualitative data/metrics) was considered/reviewed to develop goals to address each state or local priority?
- 9) What information was considered/reviewed for individual school sites?
- 10) What information was considered/reviewed for subgroups identified in *EC* Section 52052?
- 11) What actions/services will be provided to all pupils, to subgroups of pupils identified pursuant to *EC* Section 52052, to specific school sites, to English learners, to low-income pupils, and/or to foster youth to achieve goals identified in the LCAP?
- 12) How do these actions/services link to identified goals and expected measurable outcomes?
- 13) What expenditures support changes to actions/services as a result of the goal identified?
Where can these expenditures be found in the LEA's budget?

Prepared by the California Department of Education, October 2016

LCAP GOAL DESCRIPTION

- Goal 1:** All Students will have equitable access to a high-quality core curricular and instructional program. (BASE and ALL STUDENTS)
- Goal 2:** Establish collaboration and communication across all levels to support and promote engagement and school connectedness amongst students, staff, families and community. (BASE and ALL STUDENTS)
- Goal 3:** Cultivate and maintain a healthy, safe, secure, and respectful school and working environment for all. (BASE and ALL STUDENTS)
- Goal 4:** Implement a robust Multi-Tiered System of Support (MTSS) framework that provides timely and responsive support to targeted students within identified subgroups to meet individual academic, behavioral and social-emotional learning (SEL) needs. (TARGETED Support)

LCAP GOAL ACTION

Goal 1: All Students will have equitable access to a high-quality core curricular and instructional program. (BASE and ALL STUDENTS)

Actions

- 1.1 Provide equitable student access to a high quality rigorous, CA state standards-based, core instructional program with CA standards aligned instructional materials, differentiated academic supports, aligned assessments, and technology-based resources.
- 1.2 Ensure that all teachers at every school are highly qualified to teach and knowledgeable of the CA state standards, aligned core instructional program, and effectively utilize the aligned assessment tools to plan for instruction that addresses student need.
- 1.3 Ensure effective access and integration of technology resources, including software and mobile devices, that ensure meaningful access to CA state standards aligned core instructional program.
- 1.4 Provide matriculation school-to-school support between 5th to 6th grade, 8th to 9th grade, and 12th grade to college/career) to increase levels of academic success for all students, which includes low-income pupils, ELs, foster youth, and students with disabilities.
- 1.5 Provide all student sub-groups with increased access to early childhood education programs including preschool, full day kinder at pilot schools, age appropriate literacy and numeracy programs, and early interventions.
- 1.6 Provide equitable access to courses and supports that will develop college and career readiness which may include A-G approved classes, CTE pathways, Advanced Placement (AP) courses and summer bridge programs, International Baccalaureate (IB) program, Early College/dual enrollment, and AVID. (Equal Opportunity Audit – EOA, College and Career Readiness Plan – CCRP)
- 1.7 Ensure that all schools provide students with access to math and science core programs that build awareness and academic proficiency in Science Technology Engineering Arts Mathematics (STEM/STEAM) core content.
- 1.8 Cultivate and provide high quality instructional leadership that ensures equitable student access to core curricular and instructional program.
- 1.9 In addition to services provided to low income students, foster youth, and English learners, students with disabilities will receive services and supports as listed in their Individualized Education Programs (IEPs) in order to improve outcomes and close the achievement gap, including graduation rate and/or performance on statewide assessments.
- 1.10 Provide professional development for certificated and classified staff to support each of the activities in Goal 1 to support high quality delivery of the core academic program.

Goal 2: Establish collaboration and communication across all levels to support and promote engagement and school connectedness amongst students, staff, families and community. (BASE and ALL STUDENTS)

Actions

- 2.1 Enhance student learning and engagement by offering real world experiences and learning opportunities such as science camps, experiential field trips, summer enrichment programs and industry internships and work-based learning.
- 2.2 Utilize a family engagement framework to expand family and community engagement programs, provide school-based wellness resource centers, extend library hours, and increase access to computer resources, support, and training for all student subgroups and their parents.
- 2.3 Provide engagement opportunities for all stakeholders, including family and community, to District events (e.g. Annual Parent Conference, Open House, Back to School Nights, and School Choice Events).
- 2.4 Provide respectful programs that are reflective of race, language, disability and culture, including community social service resources, workshops, leadership opportunities (CAC, SCC, etc.), school-based Family and Community Liaisons, parent volunteer training, fingerprinting, adult education classes, and child care.
- 2.5 Ensure parents of English Learners (EL) have access to and are aware of information related to reclassification criteria and procedures.
- 2.6 Provide home language translations of District communication including school to home communications, website, and parent meetings (Spanish & Vietnamese).
- 2.7 Expand and maintain partnerships which support student academic success and social emotional well-being by partnering with institutions of higher education, community based organizations and district staff through MOU's and grants.
- 2.8 Implement procedures to ensure foster students have access to interventions and enrichment activities that support academic development, social emotional well-being, social capital development, and school and community connectedness and collaboration.
- 2.9 Build and grow instructional programs, such as dual immersion and heritage language programs, and expand world language options which support increasing numbers of high school seniors graduating from SAUSD schools with the Seal of Biliteracy and equipped with valuable college and career readiness linguistic skills.
- 2.10 Continue to expand offerings and access to online/hybrid course availability to promote school choice and enhance personalized learning options across all grade levels.
- 2.11 Provide professional development and support for certificated and classified staff to support each of the activities in Goal 2.

**Goal 3: Cultivate and maintain a healthy, safe, secure, and respectful school and working environment for all.
(BASE and ALL STUDENTS)**

Actions

- 3.1 Ensure sufficient adult supervision/staff before and after school, as well as during recess and lunch periods.
- 3.2 Ensure effective and efficient emergency response and preparedness.
- 3.3 Continually improve and maintain facilities to ensure school safety, security and high quality learning and working environments.
- 3.4 Support outreach to students, staff, and parents to establish welcoming and inclusive school environments via anti-bullying awareness, LGBT safe and sensitive school campaigns, suicide prevention and, school-based wellness resource centers.
- 3.5 Ensure equitable access for all students to the core instructional program through District-wide implementation of Positive Behavior Interventions and Supports (PBIS) by embedding restorative and trauma informed practices and social emotional learning into school structures.
- 3.6 Provide parents with training and support on accessing the student information system, access to workshops, parenting program, health and resource fairs, leadership and other supports to improve their connections within the school community.
- 3.7 Support the enhancement of school climate through smooth operations, processes, and customer service by ensuring that all staff engage in culturally proficient interaction with the public and customer service.
- 3.8 Provide professional development for certificated and classified staff for each of the activities in Goal 3 to promote working in a healthy, safe and secured environment that supports learning.

Goal 4: Implement a robust Multi-Tiered System of Support (MTSS) framework that provides timely and responsive support to targeted students within identified subgroups to meet individual academic, behavioral and social-emotional learning (SEL) needs. (TARGETED Support)

Actions

- 4.1 Ensure equitable access for all sub-groups to enrichment opportunities (i.e. STEM, CTE Visual and Performing Arts (VAPA) foreign language, physical education and intramural athletics.)
- 4.2 Provide access to targeted students within all sub-groups to extended learning opportunities by expanding before, after and Saturday school programs, tutoring, summer school programs, and access to transportation services as needed.
- 4.3 Provide supports so that foster students are able to access appropriate levels of service to ensure academic progress leading to successful graduation.
- 4.4 Provide timely and appropriate services to English learners and reclassified English learners in need of support with linguistic and/or academic skills to successfully access, engage and interact with grade-level content commensurate with their English-only peers.
- 4.5 Provide English learners with linguistically-appropriate program placement options and services, which support effective and rapid English language development and specifically address their instructional needs at each level of their language acquisition.
- 4.6 Provide interventions, supplemental and core replacement programs in order to ensure equitable student access to a high quality rigorous, CA state standards-based, core instructional program with CA standards for all sub-groups.
- 4.7 Provide additional support to identified schools on the California Dashboard, to improve achievement in ELA and Math.
- 4.8 Provide targeted Restorative Practice strategies, drop-out prevention and retention efforts, diversion programs, mentoring, mental health services and other wellness programs.
- 4.9 Provide professional development for certificated and classified staff to support each of the activities identified in MTSS, Goal 4.

LCAP SERVICES

Goal 1 Services

- 1.01001 District Approved State Adopted Textbooks
- 1.01002 Internal Printing through Logistics
- 1.01003 Research and Evaluation Services
- 1.01004 Assessment measures
- 1.01005 Unique Learning System
- 1.01006 GATE
- 1.02001 Classroom Teacher Compensation
- 1.02002 Human Resources Services
- 1.02003 Teacher Induction Program
- 1.02004 Peer Assistance and Review
- 1.02005 Program Specialist
- 1.02006 Curriculum Specialist
- 1.02007 Literacy Coaches
- 1.03001 Site Based Computers and Technology Resources
- 1.03002 Site based Classified Computer staff
- 1.04001 School Visits
- 1.04002 School Counselor Services
- 1.04003 Summer Bridge Program
- 1.04004 6th and 9th Grade Orientations
- 1.05001 Research and Evaluation Services
- 1.05002 Universal Screening Assessment Tools
- 1.05003 State Preschool Services
- 1.05004 Head Start Preschool Services
- 1.05005 Early Childhood Special Education
- 1.06001 School Counseling Services
- 1.06002 Higher Education Coordinators
- 1.06003 Career Technical Education Services
- 1.06004 Student Assessments Fees
- 1.06005 Summer Bridge
- 1.06006 International Baccalaureate (IB)
- 1.06007 Early College/Dual Enrollment Courses
- 1.06008 AVID Program
- 1.06009 Transition Support Services/College and Career Readiness
- 1.07001 STEM/STEAM Programs
- 1.07002 Project Lead the Way
- 1.08001 School Principals
- 1.08002 School Assistant Principals 1.08003 District level management
- 1.08004 TOSAs
- 1.09001 Special Education Classroom Teachers
- 1.09002 Paraprofessionals (Instructional Aides, SSPs, SLPAs, etc.)
- 1.09003 School Psychologists
- 1.09004 Speech Pathologists
- 1.09005 Occupational Therapists

1.09006 Physical Therapists
1.09007 Adaptive PE
1.09008 SLPA
1.09009 Career Community Education Specialist
1.09010 Adult Transition
1.09011 Audiologist
1.09012 Certified Occupational Therapist Assistant (COTA)
1.09013 SPED Program Specialist
1.09014. SPED Classified Staff
1.10001 Certificated Professional Development related to Action 1.01
1.10002 Classified Professional Development related to Action 1.01
1.10003 Certificated Professional Development related to Action 1.02
1.10004 Classified Professional Development related to Action 1.02
1.10005 Certificated Professional Development related to Action 1.03
1.10006 Classified Professional Development related to Action 1.03
1.10007 Certificated Professional Development related to Action 1.04
1.10008 Classified Professional Development related to Action 1.04
1.10009 Certificated Professional Development related to Action 1.05
1.10010 Classified Professional Development related to Action 1.05
1.10011 Certificated Professional Development related to Action 1.06
1.10012 Classified Professional Development related to Action 1.06
1.10013 Certificated Professional Development related to Action
1.07 1.10014 Classified Professional Development related to Action 1.07
1.10015 Certificated Professional Development related to Action 1.08
1.10016 Classified Professional Development related to Action 1.08
1.10017 Certificated Professional Development related to Action 1.09
1.10018 Classified Professional Development related to Action 1.09
1.10019 TIPS

Goal 2 Services

2.01001 Field Trips
2.01002 Assemblies
2.01003 Camps
2.01004 Industry Internships
2.01005 Work-based Learning Opportunities
2.02001 Library Services (librarians, media techs and extended hours)
2.02002 Computers and Technology Resources
2.02003 Site Based Parent/Family Engagement Activities
2.02004 Site based Facility Services
2.03001 District Sponsored Parent Conferences and Events
2.03002 Site Based Parent/Family Engagement
2.03003 School Canvassing
2.03004 Site based Facility Services
2.03005 Site Based Student events (University Now, Top 100, College Signing Day, student awards)
2.03006 District School Choice Events
2.03007 Communication Services
2.03008 Community Relations
2.03009 Internal Printing through Logistics
2.04001 Parent Workshops

- 2.04002 Community Liaisons expenses such as salary and benefits
- 2.04003 Parent Volunteer training
- 2.04004 Parent Communication Services
- 2.04005 Fingerprinting Services for Parent Volunteers
- 2.04006 Adult Literacy and English Classes
- 2.04007 Child Care Services
- 2.04008 Transportation for District Sponsored Events
- 2.04009 Site based Parent Meetings
- 2.05001 DELAC Meetings
- 2.05002 Site ELAC Meetings
- 2.06001 Translation Services
- 2.06002 Internal Printing through Logistics
- 2.07001 Higher Education Partnerships
- 2.07002 Community based organizations
- 2.07003 Grant writer
- 2.08001 Foster Youth Interventions
- 2.08002 Foster Youth Enrichment Activities
- 2.09001 Dual Immersion Programs
- 2.09002 World Language Programs
- 2.10001 On-line Courses
- 2.10002 Hybrid Courses
- 2.10003 Personalized Learning Programs
- 2.11001 Certificated Professional Development related to Action 2.01
- 2.11002 Classified Professional Development related to Action 2.01
- 2.11003 Certificated Professional Development related to Action 2.02
- 2.11004 Classified Professional Development related to Action 2.02
- 2.11005 Certificated Professional Development related to Action 2.03
- 2.11006 Classified Professional Development related to Action 2.03
- 2.11007 Certificated Professional Development related to Action 2.04
- 2.11008 Classified Professional Development related to Action 2.04
- 2.11009 Certificated Professional Development related to Action 2.05
- 2.11010 Classified Professional Development related to Action 2.05
- 2.11011 Certificated Professional Development related to Action 2.06
- 2.11012 Classified Professional Development related to Action 2.06
- 2.11013 Certificated Professional Development related to Action 2.07
- 2.11014 Classified Professional Development related to Action 2.07
- 2.11015 Certificated Professional Development related to Action 2.08
- 2.11016 Classified Professional Development related to Action 2.08
- 2.11017 Certificated Professional Development related to Action 2.09
- 2.11018 Classified Professional Development related to Action 2.09
- 2.11019 Certificated Professional Development related to Action 2.10
- 2.11020 Classified Professional Development related to Action 2.10

Goal 3 Services

- 3.01001 Activity Supervisor Services
- 3.01002 Communication equipment
- 3.02001 800 MHz Radio equipment and installation cost
- 3.02002 Dispatch center upgrade cost
- 3.02003 Dispatch center equipment cost

3.02004 Police equipment and technology cost
3.02005 Installation cost
3.02006 EOC
3.03001 Planning
3.03002 Pre-construction
3.03003 Maintenance
3.03004 New Construction
3.03005 Modernization
3.03006 Renovation
3.03007 Other
3.04001 Campaign promotional materials
3.04002 CHKS Survey Fee
3.04003 Training materials
3.04004 Assessment Measure
3.04005 school-based wellness resource centers
3.05001 PBIS Trainings
3.05002 PBIS coach stipends
3.05003 Trauma Informed Practices
3.05004 Social emotional learning
3.05005 Restorative practices
3.06001 Parent Conference Fund
3.06002 Parent Workshops
3.06003 Parent Programs
3.06004 Parent Health and resource fairs
3.06005 Parent SPED training
3.07001 Site-based Office Staff
3.07002 Site-Based Custodial Staff
3.07003 Accounting Services
3.07004 Payroll Services
3.07005 Attendance Services
3.07006 Budgeting Services
3.07007 Internal Audit Services
3.07008 Logistics Services
3.07009 Nutrition Services
3.07010 Purchasing Services
3.07011 Transportation Services
3.07012 Risk Management Services
3.07013 Business Services
3.07014 Communication Services
3.07015 School Police Services
3.07016 Television Center Services
3.07017 Instructional Media Center Services
3.07018 Human Resources Services
3.07019 Health Benefits Services
3.07020 Staff Development Services
3.07021 Facilities Administration Services
3.07022 Facilities Planning Services
3.07023 Building Services
3.07024 Construction Services
3.07025 Technology and Innovation Services
3.07026 Educational Services Classified Staff

- 3.07024 Pupil Support Services
- 3.07025 District-wide Services
- 3.08001 Certificated Professional Development related to Action 3.01
- 3.08002 Classified Professional Development related to Action 3.01
- 3.08003 Certificated Professional Development related to Action 3.02
- 3.08004 Classified Professional Development related to Action 3.02
- 3.08005 Certificated Professional Development related to Action 3.03
- 3.08006 Classified Professional Development related to Action 3.03
- 3.08007 Certificated Professional Development related to Action 3.04
- 3.08008 Classified Professional Development related to Action 3.04
- 3.08009 Certificated Professional Development related to Action 3.05
- 3.08010 Classified Professional Development related to Action 3.05
- 3.08011 Certificated Professional Development related to Action 3.06
- 3.08012 Classified Professional Development related to Action 3.06
- 3.08013 Certificated Professional Development related to Action 3.07
- 3.08014 Classified Professional Development related to Action 3.07
- 3.08015 Training materials

Goal 4 Services

- 4.01001 STEM/STEAM
- 4.01002 VAPA Courses
- 4.01003 Foreign Language Courses
- 4.01004 Athletics Programs (Coaches stipends, etc.)
- 4.01005 Physical Education Programs
- 4.01006 Speech and Debate
- 4.01007 Elective Stipends (i.e. journalism, yearbook, etc.)
- 4.02001 WIN Saturday Program
- 4.02002 Before School Program /After School Program
- 4.02003 Transportation Services
- 4.02004 Tutoring
- 4.02005 Summer Enrichment
- 4.02006 Summer School Program (Credit Recovery)
- 4.02007 Engage 360 Summer Program
- 4.02008 Engage 360 After School Program
- 4.02009 ASSETs After School Program
- 4.02010 ASSETs Summer Program
- 4.02011 Extended School Year Special Education Program
- 4.03001 Tutoring
- 4.03002 Transportation Services (vouchers, field trips, dual enrollment, Extended School Year, Engage 360)
- 4.03003 Social Support
- 4.04001 English Learner Support
- 4.04002 Interventions - English Learner
- 4.05001 English Language Acquisition Course Options for English Learners
- 4.06001 Intervention programs
- 4.06002 Core Replacement programs
- 4.06003 Supplemental instructional materials
- 4.06004 School Counseling Services
- 4.07001 Superintendent Support

- 4.08001 Restorative Practices
- 4.08002 Violence Prevention/Gang Intervention
- 4.08003 Dropout Prevention and retention
- 4.08004 Diversion
- 4.08005 Mentoring
- 4.08006 Mental Health
- 4.08007 Social Emotional Learning
- 4.08008 Wellness/Health
- 4.08009 School Counseling Services
- 4.09001 Certificated Professional Development related to Action 4.01
- 4.09002 Classified Professional Development related to Action 4.01
- 4.09003 Certificated Professional Development related to Action 4.02
- 4.09004 Classified Professional Development related to Action 4.02
- 4.09005 Certificated Professional Development related to Action 4.03
- 4.09006 Classified Professional Development related to Action 4.03
- 4.09007 Certificated Professional Development related to Action 4.04
- 4.09008 Classified Professional Development related to Action 4.04
- 4.09009 Certificated Professional Development related to Action 4.05
- 4.09010 Classified Professional Development related to Action 4.05
- 4.09011 Certificated Professional Development related to Action 4.06
- 4.09012 Classified Professional Development related to Action 4.06
- 4.09013 Certificated Professional Development related to Action 4.07
- 4.09014 Classified Professional Development related to Action 4.07
- 4.09015 Certificated Professional Development related to Action 4.08
- 4.09016 Classified Professional Development related to Action 4.08

AGENDA ITEM BACKUP SHEET
June 26, 2018

Board Meeting

TITLE: Adoption of 2018-19 Budget

ITEM: Action

SUBMITTED BY: Manoj Roychowdhury, Assistant Superintendent, Business Services

PREPARED BY: Swandayani Singgih, Director, Budget

BACKGROUND INFORMATION:

The purpose of this agenda item is to seek adoption of the 2018-19 Budget.

ITEM SUMMARY:

- Adoption of 2018-19 Budget
- Education Code Section 52062(b)(2)

RATIONALE:

At its June 12, 2018 Board meeting, a Public Hearing was conducted for the 2018-19 Proposed Budget. Education Code Section 52062(b)(2), states that the governing board adopts a budget, and must be held *after*, but not on the same day as, the public hearing.

The proposed budget cannot be adopted until after the Local Control Accountability Plan (LCAP) is adopted and the LCAP must be adopted at a public meeting. Both the LCAP and the budget are on the June 26, 2018, Board agenda for adoption.

FUNDING:

No fiscal impact.

RECOMMENDATION:

Adopt the 2018-19 Budget as presented.

MR:ss:mm



SAUSD



2018-19

**ADOPTED
BUDGET**
financial blueprint
for
Student Success



CLASSROOM • COMMUNITY • CONNECTEDNESS



VALERIE AMEZCUA

President

CURRENT TERM: 2014-2018



RIGO RODRIGUEZ, Ph.D.

Vice President

CURRENT TERM: 2016-2020



ALFONSO ALVAREZ, Ed.D.

Clerk

CURRENT TERM: 2016-2020



CECILIA "CECI" IGLESIAS

Member

CURRENT TERM: 2016-2020



JOHN PALACIO

Member

CURRENT TERM: 2014-2018





Our Success, Our Passion

In August 2012, the Santa Ana Unified School District Board of Education approved our new Vision and Mission Statements as part of the Seven Building Blocks to SAUSD's success. These statements align with the national direction and our implementation of the Common Core State Standards. They reflect SAUSD's path to providing a world-class education to ensure that our students are college and career ready and prepared to assume their role as a part of the global citizenry.

Success

Achievement

United

Service

Dedication

Vision Statement

We will work collaboratively and comprehensively with staff, parents, and the community to strengthen a learning environment focused on raising the achievement of all students and preparing them for success in college and career.

Mission Statement

We assure well-rounded learning experiences, which prepare our students for success in college and career. We engage, inspire, and challenge all of our students to become productive citizens, ethical leaders, and positive contributors to our community, country and a global society.

Santa Ana Unified School District

Assistant Superintendent, Business Services 2018-19 Adopted Budget Message

The District's revenue projections are reflective of the K-12 revenues contained in the May Revision of the Governor's 2018 Budget Proposal as well as the projected student enrollment for the 2018-19 school year.

The May Revision reflects higher State General Fund revenues above the January estimates for 2018-19 by \$68 million due to increases in General Fund and personal income taxes, bringing a projected Proposition 98 funding to a total of \$78.4 billion. Based on the Local Control Funding Formula, the State's K-12 Revenue Allocation, and the current Department of Finance revenue assumptions, the following factors were utilized to build our 2018-19 Adopted Budget:

- ≠ COLA is presented in the Governor's May Revision proposal and for 2018-19 the rate used to calculate LCFF funding is increased from 2.51% to 3.00%.
- ≠ State Aid is increased by \$0.3 billion for the Local Control Funding Formula [LCFF], bringing the total increase for 2018-19 to \$3.2 billion [approximately \$587 per ADA]. This provides funding to move 97% implementation to fully close the funding gap, two years earlier from the 2020-21 implementation date.
- ≠ One-time discretionary funding is increased by \$286 million, bringing the total increase for 2018-19 to \$2.04 billion [approximately \$344 per ADA].

District Projections

Santa Ana Unified forecasts an increase in overall ongoing funding in the adopted budget primarily due to the full implementation of the LCFF funding offset with our current declining enrollment projections. The District continues to project an ongoing enrollment loss of 1,528 students in 2019-20 and 2020-21. As the LCFF is fully funded in 2018-19, the District will receive a cost of living adjustment only in the out years. Taking into consideration of these two factors, the District projects an ongoing loss in LCFF funding in the out years. The adopted budget includes the one-time discretionary funding. The 2018-19 adopted budget projects an unrestricted ending fund balance of \$68.4 million.

SAUSD Long-range Planning

This budget is a numerical depiction of the Santa Ana Unified School District's academic program and strategic Local Control Accountability Plan goals as well as fiscal solvency. Our four LCAP goals, developed through our LCAP stakeholder input, include 1) Teaching and Learning, 2) Engagement, 3) School Climate and Safety, and 4) Targeted Support.

The District continues to monitor and plan for long-range external pressures that will result in increased costs such as contribution to employee health & welfare insurance benefits as well as employee retirement contributions (STRS and PERS), Other Post Employment Benefit Obligations (OPEB), technology refresh, textbooks adoptions, negotiated labor cost, routine and deferred maintenance and other items.

While the District has demonstrated the ability to manage these and other costs through the 2020-21 school year, we continue to forecast and monitor projected changes in future years. The goal is to ensure efficient District operations and services while maintaining fiscal solvency. Ultimately, budget and programmatic priorities for new or redirected dollars are determined by the Board of Education with considerable input by our community stakeholders through the LCAP process.

This budget will be adopted according to statute, prior to June 30, 2018. Once the State Budget is adopted, a revision of this budget including revenue assumptions will be presented in conformance with the Education Code, if necessary.

Manoj Roychowdhury, Assistant Superintendent, Business Services



TABLE OF CONTENTS

Description	Page
Introduction and Overview	1-6
District Certification of July 1 Budget Report (Form CB)	7-10
❖ Workers' Compensation Certification (Form CC)	11
<u>Forms:</u>	
• <i>Operating Funds – Unrestricted and Restricted</i>	
➤ General Fund – Unrestricted/Restricted (Form 01).....	13-36
➤ Charter Schools Special Revenue Fund (Form 09).....	37-51
➤ Child Development Fund (Form 12).....	53-64
➤ Cafeteria Special Revenue Fund (Form 13).....	65-76
➤ Deferred Maintenance Fund (Form 14).....	77-88
➤ Special Reserve Fund for Postemployment Benefits (Form 20).....	89-98
➤ Building Fund (Form 21).....	99-111
➤ Capital Facilities Fund (Form 25).....	113-124
➤ County School Facilities Fund (Form 35).....	125-137
➤ Special Reserve Fund for Capital Outlay Projects (Form 40).....	139-151
➤ Capital Project Fund for Blended Component Units (Form 49).....	153-165
➤ Bond Interest and Redemption Fund (Form 51).....	167-177
➤ Debt Service Fund (Form 56).....	179-188
➤ Self-Insurance Fund (Form 67).....	189-201
➤ Retiree Benefit Fund (Form 71).....	203-213
• <i>Supplemental Information</i>	
➤ Average Daily Attendance (Form A).....	217-218
➤ Current Expense Formula/Minimum Classroom Compensation	
❖ 2017-18 Estimated Actuals (Form CEA).....	219
❖ 2018-19 Budget (Form CEB).....	220
➤ Indirect Cost Rate Worksheet (Form ICR).....	221-224
➤ Lottery Report (Form L).....	225
➤ Multiyear Projections – General Fund (Form MYP).....	226-231
➤ Cash Flow	232-234
➤ Every Student Succeeds Act Maintenance of Effort Expenditures (Form ESMOE)	235-237
➤ Summary of Interfund Activities for All Funds	
❖ 2017-18 Estimated Actuals (Form SIAA).....	238-239
❖ 2018-19 Budget (Form SIAB).....	240-241
• <i>Criteria and Standards Review (Form 01CS)</i>	245-272
• <i>School Sites Facts</i>	273-387

Introduction and Overview

2018-19 BUDGET



JULY 2018

The District develops the budget each year by identifying the changes in revenue from the Local Control Funding Formula (LCFF) and expenditures that are continuing, mandated, or required for operations. The Local Control Accountability Plan (LCAP) is the guiding plan for programming any new funding that is available after balancing the revenue and expenditure projections. The LCAP plan process is the guiding point set by the Board of Education and the community in providing prioritization for new funding as it becomes available after meeting all obligations for continuing, mandated, or required for operations.

July 1 Budget Report

Orange County Department of Education (OCDE), the District's oversight agency, provides guidance and direction as to which assumptions should reasonably be included into the District's July 1 Budget Report.

The key assumptions included in the July 1 Budget are as follows:

Revenue Adjustments:

- ≠ Decrease in LCFF funding of approximately \$1.1 million from prior year, made up of the following:
 - Unduplicated pupil count of 88.15% (students who qualify for free or reduced price meals, English learners, and/or Foster Youth) and the State LCFF gap funding rate of 100.00% results in a decrease in revenue of approximately \$4.5 million;
 - Increase in cost of living adjustment from 1.56% to 3.00% results in an increase in revenue of approximately \$7.3 million;
 - Increase in LCFF transfer of \$3.9 million to Deferred Maintenance account.
- ≠ Reduction in federal funding of \$9.2 million, including Title I School Improvement Grant, Safe Haven, MAA as well as carryover;
- ≠ Increase in other state funding of \$7.7 million, including an increase in one-time discretionary funds;
- ≠ Increase in other local funding of \$3.7 million, including an increase in SELPA services billing to charter schools.

Expense Adjustments:

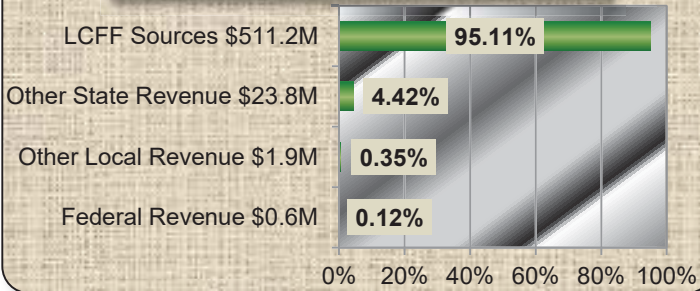
- ≠ Increase in certificated employee cost of \$2.6 million due to a one percent off-schedule pay, step/column increase, and reduction in other certificated salaries due to expiration of Educator Effectiveness grant;
- ≠ Increase in classified employee cost of \$8.9 million due to a one percent off-schedule pay, increase 2 hours of work for Special Education Instructional Assistants, increase 1 hour of work for LVNs, budgeting a full-year cost of vacant positions, step/column increase, increase in extra duty and substitute cost, increase in Head Start and State Preschool teachers' salary for AA and BA degrees, and shifting of HVAC Mechanic II salary to a higher pay grade level;
- ≠ Increase in employee benefits of approximately \$15.7 million due to an increase in statutory benefits including STRS/PERS, Health and Welfare as well as STRS on-behalf costs;
- ≠ Removal of Math and ELA/ELD textbook adoption cost of \$16.8 million;
- ≠ Removal of one-time expenditures as well as a reduction in E-Rate infrastructure cost;
- ≠ Removal of carryover, however, it will be budgeted at first interim when the actual amounts are known;
- ≠ Increase in utilities, contract/repair, and communication costs of \$5.3 million;
- ≠ Increase in capital outlay of \$2.3 million due to remodeling and cheerleading equipment expenses;
- ≠ Removal of interfund transfer of \$16.1 million to Special Reserve Fund for Postemployment and a reduction of \$1.0 million to the 2007 COP due to refinancing;

Labor Contract Negotiations: Negotiations with certificated and classified bargaining units have already settled for 2017-18 and 2018-19. Negotiations with SASPOA and CWA are still in the process.

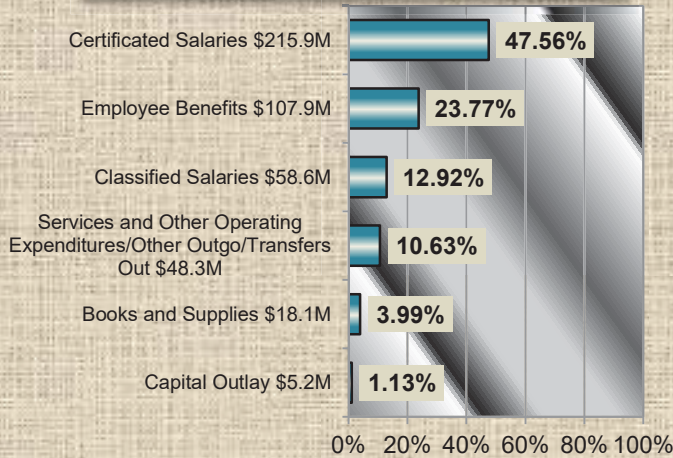
July 1 Budget Data

To represent the District's budget in a more readable format, the following bar charts identify the various elements of the 2018-19 budgets for the unrestricted and restricted general funds (i.e. the General Fund or Fund 01).

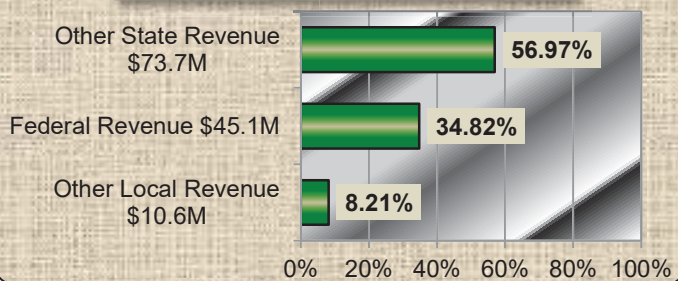
Unrestricted General Fund - Revenues



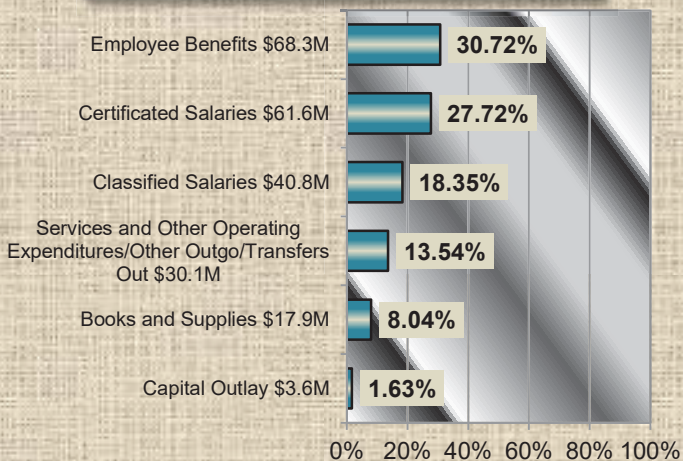
Unrestricted General Fund - Expenditures



Restricted General Fund - Revenue



Restricted General Fund - Expenditures



July 1 Budget – All Funds

In addition to the General Fund, the District has other funds that are utilized for specific purposes. In the table below, you will see a summary of the District budget for all other funds at the July 1 Budget.

Funds are allocated to the District based upon several criteria. The State requires that various funds be maintained for the proper accounting of revenue and expenditure activities carried out within the various funds. The “fund type” is important because it determines how the financial resources must be spent.

Fund #	Fund Name	Total Budget Expenditures Incl. Other Financing Sources/Uses (\$ in million)
01	General Fund, Unrestricted & Restricted	\$676.3
09	Charter Schools Special Revenue Fund	2.9
12	Child Development Fund	9.8
13	Cafeteria Fund	44.0
14	Deferred Maintenance Fund	10.6
20	Special Reserve for Postemployment Benefits	0.0
21	Building Fund	0.0
25	Capital Facilities Fund	11.5
35	County School Facilities Fund	0.0
40	Special Reserve Fund for Capital Outlay	16.0
49	Capital Project Fund for Blended Component Units	0.0
51	Bond Interest & Redemption Fund	20.8
56	Debt Service Fund	7.4
67	Self-Insurance Fund	25.0
71	Retiree Benefit Fund	0.0
	Total	\$824.3

Cash Flow Considerations

The District projects a positive cash flow for 2017-18, 2018-19, and 2019-20 without any borrowing. The District continues to diligently monitor its cash flow.

District Multiyear Projections – General Fund

Multiyear projections (MYPs) are required by AB1200 and AB2756. It is the obligation of the school district to show that it will be able to meet its financial obligations in the current year and two subsequent fiscal years. A barometer of a district's financial strength is the district's unrestricted reserve percentage. Districts the size of SAUSD are required to maintain unrestricted reserves of at least 2% or roughly \$13.0 million. While \$13.0 million is a significant amount, the reserve is less than two weeks payroll, with monthly payroll of approximately \$40 million.

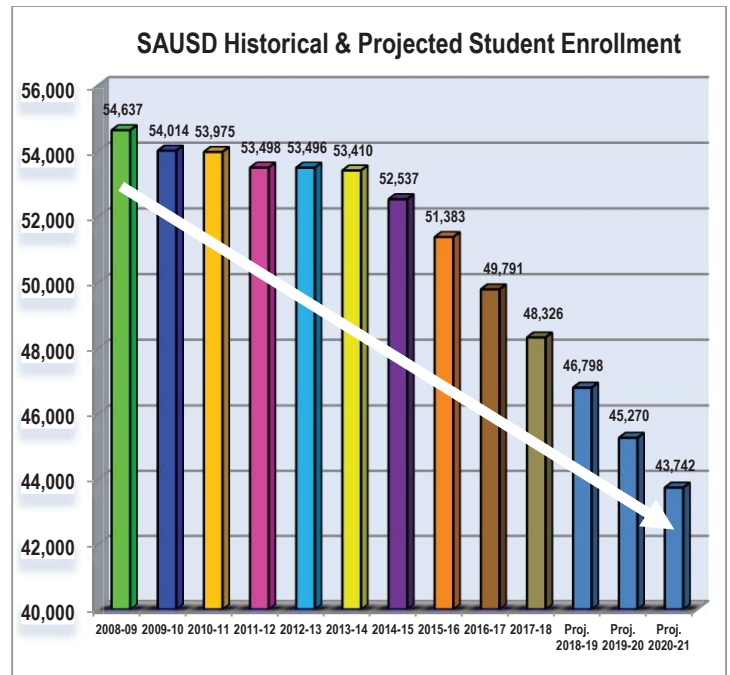
The multiyear projections were adjusted, beginning in 2019-20 to account for:

- ≠ A reduction in certificated staffing due to a projected enrollment loss of 1,528, resulting in a reduction in certificated expenditures of approximately \$6.2 million;
- ≠ The projected step/column salary increase of approximately \$1.7 million and \$0.25 million for certificated and classified salaries, respectively;
- ≠ The projected increase of approximately \$9.6 million in STRS/PERS and Health benefits costs;
- ≠ The removal of a one-time discretionary funding of \$14.7 million;
- ≠ A reduction of \$4.5 million in materials/supplies and \$0.2 million in one-time allocation for ALA expansion;
- ≠ A removal of \$0.25 million in one-time E-Rate expense and \$1.3 million in one-time funding for specialized spaces;
- ≠ A reduction of \$5.0 million in sub-agreement and contract services;
- ≠ An increase in general fund contribution of \$3.0 million, mostly for Special Education;
- ≠ Expiration of College Readiness Block Grant of \$1.7 million, California Career Pathway Trust of \$1.9 million, and Career Technical Education Incentive Grant of \$4.8 million.

The District will no longer receive the LCFF gap funding as it is fully funded in 2018-19. The District utilizes COLA of 2.57% and 2.67% for 2019-20 and 2020-21, respectively. Revenue is projected to decrease in 2019-20 by \$10.9 million and continue to decrease in 2020-21 by an additional \$7.5million.

The State funds districts based on students who attend school.

- ≠ **Student Enrollment.** The District has experienced enrollment loss in 16 of the last 17 years. The District anticipates losing 1,528 students in 2019-20 and an additional 1,528 in 2020-21. The projected decline in student enrollment is reflected in revenue projections for the July 1 Budget.



SAUSD is submitting a positive certification to the State based on revenue assumptions that the District will be able to meet its General Fund obligations in the current and two subsequent fiscal years.

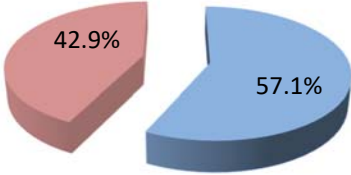
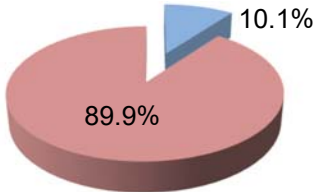
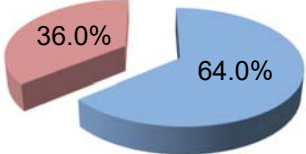
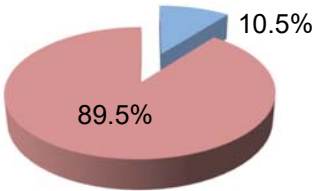
COMBINED GENERAL FUND			
(\$s in Millions)	2018-19	2019-20	2020-21
Beginning Fund Balance	\$100.68	\$91.26	\$62.69
Revenues	\$666.92	\$638.40	\$632.08
Expenditures	\$676.34	\$666.97	\$663.79
Net Increase/(Decrease)	<\$9.42>	<-\$28.57>	<-\$31.71>
Projected Ending Fund Balance	\$91.26	\$62.69	\$30.98
Components of Projected Ending Fund Balance			
Stabilization Arrangements	\$47.34	\$31.61	\$0.91
Revolving Cash/Stores	\$1.19	\$1.19	\$1.19
Other Designations	\$0.00	\$0.00	\$0.00
Restricted Reserves	\$22.88	\$16.55	\$15.60
Unrestricted Reserve	\$13.53	\$13.34	\$13.28
Unrestricted Reserve %	2.0%	2.0%	2.0%
Undesignated/Unappropriated	\$6.32	\$0.00	\$0.00

For more information on SAUSD budget, please use the following link:
<http://www.sausd.us/Page/434>

Proposed LCAP Goals

The July 1 Budget incorporates the action plans, services, and expenditures outlined in the proposed Local Control and Accountability Plan (LCAP) as shown in the charts below:

Goal 1: Teaching and Learning
<p>\$448.9M</p> <ul style="list-style-type: none"> Rigorous, standards-based instructional program, digital resources and Professional Development Highly-qualified and well trained teachers and leaders Access to technology Course options (traditional & online) Progress monitoring Early literacy and numeracy AP, CTE and VAPA courses STEM and AVID programs
Goal 2: Engagement
<p>\$14.8M</p> <ul style="list-style-type: none"> Increased VAPA, Athletics and extracurricular opportunities Access to technology Project-based learning Parent training and workshops Increased library services and tutors Summer enrichment and bridge programs
Goal 3: School Climate and Safety
<p>\$248.0M</p> <ul style="list-style-type: none"> Family events School safety and maintenance Welcoming school environments PBIS and dropout prevention efforts Mentoring and service learning Wellness programs and connections to community resources Parenting programs with childcare Translation services School climate & structured recess
Goal 4: Targeted Support
<p>\$47.5M</p> <ul style="list-style-type: none"> Extended learning opportunities English learner support Supplemental instructional programs Support for identified schools on the California Dashboard Targeted academic supports Targeted restorative practices and SEL support

CORE	SUPPLEMENTAL
Actions and expenditures to meet the goals described for ALL pupils.	Additional annual actions above what is provided for all students that will serve low-income, English learner, and foster youth pupils.
Goal 1	
\$256.4M	\$192.5M
	
Goal 2	
\$1.5M	\$13.3M
	
Goal 3	
\$158.6M	\$89.4M
	
Goal 4	
\$5M	\$42.5M
	

ANNUAL BUDGET REPORT:
July 1, 2018 Budget Adoption

Insert "X" in applicable boxes:

This budget was developed using the state-adopted Criteria and Standards. It includes the expenditures necessary to implement the Local Control and Accountability Plan (LCAP) or annual update to the LCAP that will be effective for the budget year. The budget was filed and adopted subsequent to a public hearing by the governing board of the school district pursuant to Education Code sections 33129, 42127, 52060, 52061, and 52062.

If the budget includes a combined assigned and unassigned ending fund balance above the minimum recommended reserve for economic uncertainties, at its public hearing, the school district complied with the requirements of subparagraphs (B) and (C) of paragraph (2) of subdivision (a) of Education Code Section 42127.

Budget available for inspection at:

Public Hearing:

Place: 1601 E Chestnut Ave., Santa Ana, CA
Date: June 07, 2018

Place: 1601 E. Chestnut Ave., Santa Ana, CA
Date: June 12, 2018
Time: 06:00 PM

Adoption Date: June 26, 2018

Signed: _____
Clerk/Secretary of the Governing Board
(Original signature required)

Contact person for additional information on the budget reports:

Name: Swandayani Singgih

Telephone: (714) 558-5895

Title: Director, Budget

E-mail: swandayani.singgih@sausd.us

Criteria and Standards Review Summary

The following summary is automatically completed based on data provided in the Criteria and Standards Review (Form 01CS). Criteria and standards that are "Not Met," and supplemental information and additional fiscal indicators that are "Yes," may indicate areas of potential concern for fiscal solvency purposes and should be carefully reviewed.

CRITERIA AND STANDARDS			Met	Not Met
1	Average Daily Attendance	Budgeted (funded) ADA has not been overestimated by more than the standard for the prior fiscal year, or two or more of the previous three fiscal years.	X	

CRITERIA AND STANDARDS (continued)			Met	Not Met
2	Enrollment	Enrollment has not been overestimated by more than the standard for the prior fiscal year, or two or more of the previous three fiscal years.	X	
3	ADA to Enrollment	Projected second period (P-2) ADA to enrollment ratio is consistent with historical ratios for the budget and two subsequent fiscal years.	X	
4	Local Control Funding Formula (LCFF) Revenue	Projected change in LCFF revenue is within the standard for the budget and two subsequent fiscal years.		X
5	Salaries and Benefits	Projected ratios of total unrestricted salaries and benefits to total unrestricted general fund expenditures are consistent with historical ratios for the budget and two subsequent fiscal years.	X	
6a	Other Revenues	Projected operating revenues (e.g., federal, other state, and other local) are within the standard for the budget and two subsequent fiscal years.		X
6b	Other Expenditures	Projected operating expenditures (e.g., books and supplies, and services and other operating) are within the standard for the budget and two subsequent fiscal years.		X
7	Ongoing and Major Maintenance Account	If applicable, required contribution to the ongoing and major maintenance account (i.e., restricted maintenance account) is included in the budget.	X	
8	Deficit Spending	Unrestricted deficit spending, if any, has not exceeded the standard for two or more of the last three fiscal years.	X	
9	Fund Balance	Unrestricted general fund beginning balance has not been overestimated by more than the standard for two or more of the last three fiscal years.	X	
10	Reserves	Projected available reserves (e.g., reserve for economic uncertainties, unassigned/unappropriated amounts) meet minimum requirements for the budget and two subsequent fiscal years.	X	

SUPPLEMENTAL INFORMATION			No	Yes
S1	Contingent Liabilities	Are there known or contingent liabilities (e.g., financial or program audits, litigation, state compliance reviews) that may impact the budget?	X	
S2	Using One-time Revenues to Fund Ongoing Expenditures	Are there ongoing general fund expenditures in excess of one percent of the total general fund expenditures that are funded with one-time resources?	X	
S3	Using Ongoing Revenues to Fund One-time Expenditures	Are there large non-recurring general fund expenditures that are funded with ongoing general fund revenues?	X	
S4	Contingent Revenues	Are any projected revenues for the budget or two subsequent fiscal years contingent on reauthorization by the local government, special legislation, or other definitive act (e.g., parcel taxes, forest reserves)?	X	
S5	Contributions	Have contributions from unrestricted to restricted resources, or transfers to or from the general fund to cover operating deficits, changed by more than the standard for the budget or two subsequent fiscal years?		X

SUPPLEMENTAL INFORMATION (continued)			No	Yes
S6	Long-term Commitments	Does the district have long-term (multiyear) commitments or debt agreements?		X
		• If yes, have annual payments for the budget or two subsequent fiscal years increased over prior year's (2017-18) annual payment?		X
S7a	Postemployment Benefits Other than Pensions	Does the district provide postemployment benefits other than pensions (OPEB)?		X
		• If yes, are they lifetime benefits?	X	
		• If yes, do benefits continue beyond age 65?		X
		• If yes, are benefits funded by pay-as-you-go?		X
S7b	Other Self-insurance Benefits	Does the district provide other self-insurance benefits (e.g., workers' compensation)?		X
S8	Status of Labor Agreements	Are salary and benefit negotiations still open for:		
		• Certificated? (Section S8A, Line 1)	X	
		• Classified? (Section S8B, Line 1)	X	
		• Management/supervisor/confidential? (Section S8C, Line 1)		X
S9	Local Control and Accountability Plan (LCAP)	• Did or will the school district's governing board adopt an LCAP or approve an update to the LCAP effective for the budget year?		X
		• Approval date for adoption of the LCAP or approval of an update to the LCAP:	Jun 26, 2018	
S10	LCAP Expenditures	Does the school district's budget include the expenditures necessary to implement the LCAP or annual update to the LCAP as described in the Local Control and Accountability Plan and Annual Update Template, Section 3: Actions, Services, and Expenditures?		X

ADDITIONAL FISCAL INDICATORS			No	Yes
A1	Negative Cash Flow	Do cash flow projections show that the district will end the budget year with a negative cash balance in the general fund?	X	
A2	Independent Position Control	Is personnel position control independent from the payroll system?		X
A3	Declining Enrollment	Is enrollment decreasing in both the prior fiscal year and budget year?		X
A4	New Charter Schools Impacting District Enrollment	Are any new charter schools operating in district boundaries that are impacting the district's enrollment, either in the prior fiscal year or budget year?	X	
A5	Salary Increases Exceed COLA	Has the district entered into a bargaining agreement where any of the budget or subsequent fiscal years of the agreement would result in salary increases that are expected to exceed the projected state funded cost-of-living adjustment?	X	

ADDITIONAL FISCAL INDICATORS (continued)			No	Yes
A6	Uncapped Health Benefits	Does the district provide uncapped (100% employer paid) health benefits for current or retired employees?	X	
A7	Independent Financial System	Is the district's financial system independent from the county office system?		X
A8	Fiscal Distress Reports	Does the district have any reports that indicate fiscal distress? If yes, provide copies to the COE, pursuant to EC 42127.6(a).	X	
A9	Change of CBO or Superintendent	Have there been personnel changes in the superintendent or chief business official (CBO) positions within the last 12 months?		X

ANNUAL CERTIFICATION REGARDING SELF-INSURED WORKERS' COMPENSATION CLAIMS

Pursuant to EC Section 42141, if a school district, either individually or as a member of a joint powers agency, is self-insured for workers' compensation claims, the superintendent of the school district annually shall provide information to the governing board of the school district regarding the estimated accrued but unfunded cost of those claims. The governing board annually shall certify to the county superintendent of schools the amount of money, if any, that it has decided to reserve in its budget for the cost of those claims.

To the County Superintendent of Schools:

() Our district is self-insured for workers' compensation claims as defined in Education Code Section 42141(a):

Total liabilities actuarially determined:	\$ <u>12,384,817.00</u>
Less: Amount of total liabilities reserved in budget:	\$ <u>20,148,980.00</u>
Estimated accrued but unfunded liabilities:	\$ <u>(7,764,163.00)</u>

() This school district is self-insured for workers' compensation claims through a JPA, and offers the following information:

() This school district is not self-insured for workers' compensation claims.

Signed _____
Clerk/Secretary of the Governing Board
(Original signature required)

Date of Meeting: _____

For additional information on this certification, please contact:

Name: Camille Boden

Title: Executive Director, Risk Management

Telephone: (714) 558-5856

E-mail: camille.boden@sausd.us

Operating Funds

Unrestricted and Restricted



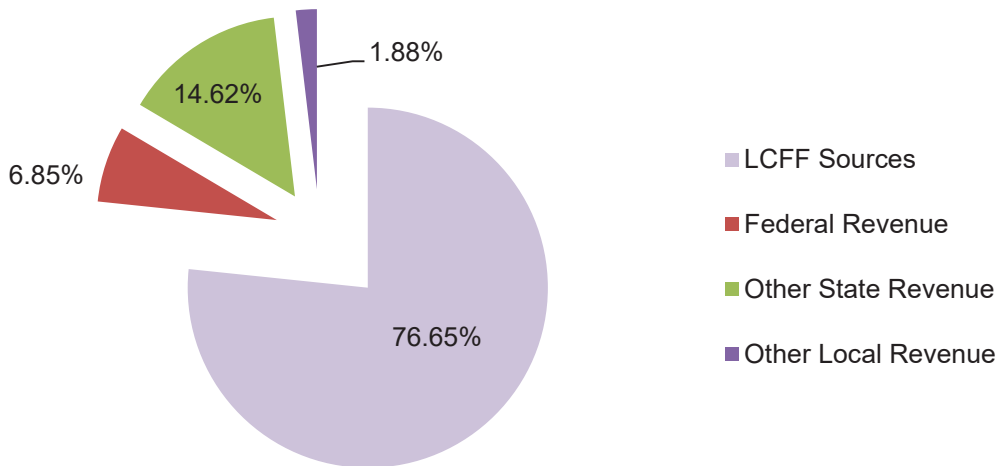
Artwork created by a Santa Ana Unified School District student from Madison Elementary School

COMBINED GENERAL FUND (01)

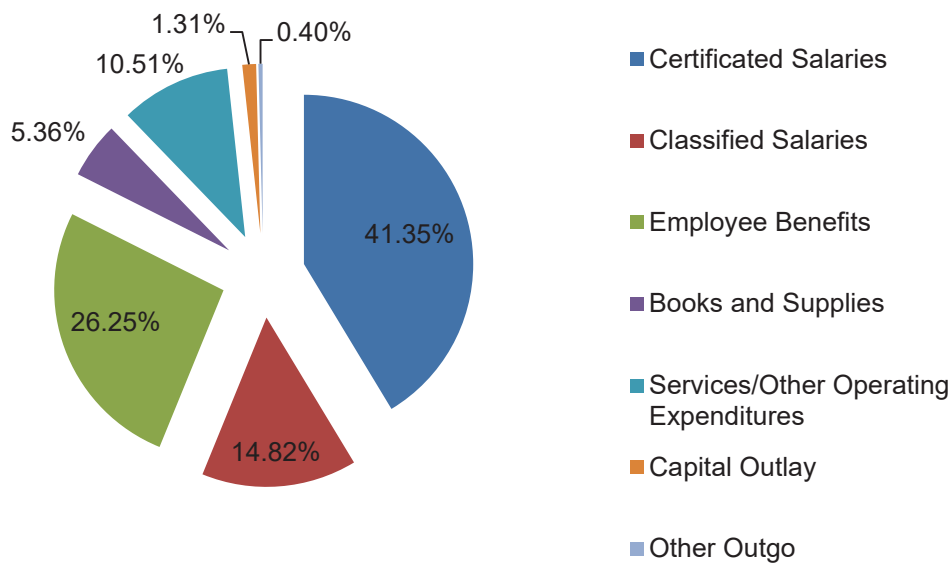
Unrestricted and Restricted



The General Fund is the general operating fund of the District with the largest revenue coming from State Local Control Funding Formula (LCFF) sources (76.65%). Total projected revenue is \$666.9 million.



The combined General Fund is used to account for financial activities, except those that are required to be accounted for in another fund. Employees' salaries and benefits represent the largest expenditures (82.4%). Total projected expenditures are \$671.2 million. In addition, the District transfers dollars to other funds totaling \$5.1 million for Certificates of Participation, Qualified Zone Academy Bonds, Special Education cost for the Advanced Learning Academy Charter School as well Nutrition Services.



The District relies heavily on State revenue to run its daily operations in educating our students. The district projects to have a positive fund balance of approximately \$91.3 million, which includes \$22.9 million in restricted fund balances.

Description	Resource Codes	Object Codes	2017-18 Estimated Actuals			2018-19 Budget			% Diff Column C & F
			Total Fund col. A + B (C)		Restricted (E)	Total Fund col. D + E (F)			
			Unrestricted (A)	Restricted (B)		Unrestricted (D)	Restricted (E)		
A. REVENUES									
1) LCFF Sources		8010-8099	512,296,804.76	0.00	512,296,804.76	511,168,901.42	0.00	511,168,901.42	-0.2%
2) Federal Revenue		8100-8299	1,868,163.05	53,015,641.97	54,883,805.02	645,000.00	45,075,869.82	45,720,869.82	-16.7%
3) Other State Revenue		8300-8599	16,527,854.11	73,312,490.84	89,840,344.95	23,761,316.00	73,794,646.84	97,495,962.84	8.5%
4) Other Local Revenue		8600-8799	3,911,518.32	4,868,426.76	8,779,945.08	1,894,789.72	10,644,556.00	12,539,345.72	42.8%
5) TOTAL REVENUES			534,604,340.24	131,196,559.57	665,800,899.81	537,470,007.14	129,455,072.66	666,925,079.80	0.2%
B. EXPENDITURES									
1) Certificated Salaries		1000-1999	209,676,803.39	65,203,642.63	274,880,446.02	215,917,531.68	61,632,076.09	277,549,607.77	1.0%
2) Classified Salaries		2000-2999	53,469,900.79	36,991,354.85	90,461,255.64	58,643,173.05	40,802,500.33	99,445,673.38	9.9%
3) Employee Benefits		3000-3999	98,201,413.88	62,332,505.62	160,533,919.50	107,928,925.04	68,298,566.28	176,227,491.32	9.8%
4) Books and Supplies		4000-4999	29,901,291.78	14,457,447.31	44,358,739.09	18,105,255.50	17,886,082.01	35,991,337.51	-18.9%
5) Services and Other Operating Expenditures		5000-5999	44,040,807.02	21,291,628.48	65,332,435.50	49,293,649.12	21,274,051.48	70,567,700.60	8.0%
6) Capital Outlay		6000-6999	2,766,300.82	3,744,266.24	6,510,567.06	5,152,554.38	3,613,087.29	8,765,641.67	34.6%
7) Other Outgo (excluding Transfers of Indirect Costs)		7100-7299	1,884,426.00	3,496,000.00	5,380,426.00	1,870,678.44	3,618,371.90	5,489,050.34	2.0%
7400-7499			(9,171,151.53)	6,158,727.82	(3,012,423.71)	(8,012,460.74)	5,199,856.47	(2,812,604.27)	-6.6%
8) Other Outgo - Transfers of Indirect Costs		7300-7399	430,769,792.15	213,675,572.95	644,445,365.10	448,899,306.47	222,324,591.85	671,223,898.32	4.2%
9) TOTAL EXPENDITURES			103,834,548.09	(82,479,013.38)	21,355,534.71	88,570,700.67	(92,869,519.19)	(4,298,818.52)	-120.1%
C. EXCESS (DEFICIENCY) OF REVENUES OVER EXPENDITURES BEFORE OTHER FINANCING SOURCES AND USES (A5 - B9)									
D. OTHER FINANCING SOURCES/USES									
1) Interfund Transfers									
a) Transfers In		8900-8929	0.00	0.00	0.00	0.00	0.00	0.00	0.0%
b) Transfers Out		7600-7629	22,254,534.58	0.00	22,254,534.58	5,119,798.08	0.00	5,119,798.08	-77.0%
2) Other Sources/Uses									
a) Sources		8930-8979	0.00	0.00	0.00	0.00	0.00	0.00	0.0%
b) Uses		7630-7699	0.00	0.00	0.00	0.00	0.00	0.00	0.0%
3) Contributions		8980-8999	(86,435,061.76)	86,435,061.76	0.00	(89,396,429.53)	89,396,429.53	0.00	0.0%
4) TOTAL OTHER FINANCING SOURCES/USES			(108,689,596.34)	86,435,061.76	(22,254,534.58)	(94,516,227.61)	89,396,429.53	(5,119,798.08)	-77.0%

Description	Resource Codes	Object Codes	2017-18 Estimated Actuals			2018-19 Budget			% Diff Column C & F	
			Unrestricted (A)	Restricted (B)	Total Fund col. A + B (C)	Unrestricted (D)	Restricted (E)	Total Fund col. D + E (F)		
E. NET INCREASE (DECREASE) IN FUND BALANCE (C + D4)										
F. FUND BALANCE, RESERVES										
1) Beginning Fund Balance										
a) As of July 1 - Unaudited		9791	84,231,264.24	22,397,995.03	106,629,259.27	74,321,980.35	26,354,043.41	100,676,023.76		-5.6%
b) Audit Adjustments		9793	(5,054,235.64)	0.00	(5,054,235.64)	0.00	0.00	0.00		-100.0%
c) As of July 1 - Audited (F1a + F1b)			79,177,028.60	22,397,995.03	101,575,023.63	74,321,980.35	26,354,043.41	100,676,023.76		-0.9%
d) Other Restatements		9795	0.00	0.00	0.00	0.00	0.00	0.00		0.0%
e) Adjusted Beginning Balance (F1c + F1d)			79,177,028.60	22,397,995.03	101,575,023.63	74,321,980.35	26,354,043.41	100,676,023.76		-0.9%
2) Ending Balance, June 30 (E + F1e)			74,321,980.35	26,354,043.41	100,676,023.76	68,376,453.41	22,880,953.75	91,257,407.16		-9.4%
Components of Ending Fund Balance										
a) Nonspendable										
Revolving Cash										
Stores		9711	190,000.00	0.00	190,000.00	190,000.00	0.00	190,000.00		0.0%
Prepaid Items		9712	1,000,000.00	0.00	1,000,000.00	1,000,000.00	0.00	1,000,000.00		0.0%
All Others		9713	0.00	0.00	0.00	0.00	0.00	0.00		0.0%
		9719	0.00	0.00	0.00	0.00	0.00	0.00		0.0%
b) Restricted		9740	0.00	26,354,043.41	26,354,043.41	0.00	22,880,953.75	22,880,953.75		-13.2%
c) Committed										
Stabilization Arrangements		9750	47,179,537.49	0.00	47,179,537.49	47,344,059.00	0.00	47,344,059.00		0.3%
Other Commitments		9760	0.00	0.00	0.00	0.00	0.00	0.00		0.0%
d) Assigned										
Other Assignments										
0006 NJROTC	0000	9780	12,618,444.87	0.00	12,618,444.87	0.00	0.00	0.00		-100.0%
0032 Civic Center	0000	9780	22,274.68		22,274.68					
0033 Godinez Rental Fees	0000	9780	423,096.12		423,096.12					
0720 One-time Discretionary Funds	0000	9780	70,974.57		70,974.57					
0720 Furniture/equipment for ALA	0000	9780	4,005,758.38		4,005,758.38					
0730 Early Learning	0000	9780	195,480.08		195,480.08					
0000 Walker/Roosevelt Joint Use	0000	9780	2,441,374.40		2,441,374.40					
0000 Enterprise Resource Planning	0000	9780	50,000.00		50,000.00					
0000 Artificial Turf	0000	9780	1,978,003.31		1,978,003.31					
0000 Specialized Spaces	0000	9780	1,179,576.58		1,179,576.58					
0000 Dual Immersion Programs	0000	9780	1,291,824.75		1,291,824.75					
0000 Mariachi/Folklorico	0000	9780	831,185.00		831,185.00					
e) Unassigned/Unappropriated			128,897.00		128,897.00					

General Fund
Unrestricted and Restricted
Expenditures by Object

Description	Resource Codes	Object Codes	2017-18 Estimated Actuals			2018-19 Budget			% Diff Column C & F
			Unrestricted (A)	Restricted (B)	Total Fund col. A + B (C)	Unrestricted (D)	Restricted (E)	Total Fund col. D + E (F)	
Reserve for Economic Uncertainties		9789	13,333,997.99	0.00	13,333,997.99	13,526,873.93	0.00	13,526,873.93	1.4%
Unassigned/Unappropriated Amount		9790	0.00	0.00	0.00	6,315,520.48	0.00	6,315,520.48	New

Description	Resource Codes	Object Codes	2017-18 Estimated Actuals			2018-19 Budget		% Diff Column C & F
			Unrestricted (A)	Restricted (B)	Total Fund col. A + B (C)	Unrestricted (D)	Restricted (E)	
G. ASSETS								
1) Cash								
a) in County Treasury		9110	0.00	0.00	0.00			
1) Fair Value Adjustment to Cash in County Treasury		9111	0.00	0.00	0.00			
b) in Banks		9120	0.00	0.00	0.00			
c) in Revolving Cash Account		9130	0.00	0.00	0.00			
d) with Fiscal Agent/Trustee		9135	0.00	0.00	0.00			
e) Collections Awaiting Deposit		9140	0.00	0.00	0.00			
2) Investments		9150	0.00	0.00	0.00			
3) Accounts Receivable		9200	0.00	0.00	0.00			
4) Due from Grantor Government		9290	0.00	0.00	0.00			
5) Due from Other Funds		9310	0.00	0.00	0.00			
6) Stores		9320	0.00	0.00	0.00			
7) Prepaid Expenditures		9330	0.00	0.00	0.00			
8) Other Current Assets		9340	0.00	0.00	0.00			
9) TOTAL, ASSETS			0.00	0.00	0.00			
H. DEFERRED OUTFLOWS OF RESOURCES								
1) Deferred Outflows of Resources		9490	0.00	0.00	0.00			
2) TOTAL, DEFERRED OUTFLOWS			0.00	0.00	0.00			
I. LIABILITIES								
1) Accounts Payable		9500	0.00	0.00	0.00			
2) Due to Grantor Governments		9590	0.00	0.00	0.00			
3) Due to Other Funds		9610	0.00	0.00	0.00			
4) Current Loans		9640	0.00	0.00	0.00			
5) Unearned Revenue		9650	0.00	0.00	0.00			
6) TOTAL, LIABILITIES			0.00	0.00	0.00			
J. DEFERRED INFLOWS OF RESOURCES								
1) Deferred Inflows of Resources		9690	0.00	0.00	0.00			
2) TOTAL, DEFERRED INFLOWS			0.00	0.00	0.00			
K. FUND EQUITY								
Ending Fund Balance, June 30								

General Fund
Unrestricted and Restricted
Expenditures by Object

Description (G9 + H2) - (I6 + J2)	2017-18 Estimated Actuals			2018-19 Budget			% Diff Column C & F
	Unrestricted (A)	Restricted (B)	Total Fund col. A + B (C)	Unrestricted (D)	Restricted (E)	Total Fund col. D + E (F)	
	0.00	0.00	0.00				

Description	Resource Codes	Object Codes	2017-18 Estimated Actuals			2018-19 Budget			% Diff Column C & F
			Unrestricted (A)	Restricted (B)	Total Fund col. A + B (C)	Unrestricted (D)	Restricted (E)	Total Fund col. D + E (F)	
LCFF SOURCES									
Principal Apportionment State Aid - Current Year		8011	309,944,246.00	0.00	309,944,246.00	316,079,528.00	0.00	316,079,528.00	2.0%
Education Protection Account State Aid - Current Year		8012	62,778,178.00	0.00	62,778,178.00	59,953,097.00	0.00	59,953,097.00	-4.5%
State Aid - Prior Years		8019	(0.82)	0.00	(0.82)	0.00	0.00	0.00	-100.0%
Tax Relief Subventions Homeowners' Exemptions		8021	558,984.00	0.00	558,984.00	558,984.00	0.00	558,984.00	0.0%
Timber Yield Tax		8022	8.00	0.00	8.00	8.00	0.00	8.00	0.0%
Other Subventions/In-Lieu Taxes		8029	0.00	0.00	0.00	0.00	0.00	0.00	0.0%
County & District Taxes Secured Roll Taxes		8041	94,060,031.00	0.00	94,060,031.00	94,060,031.00	0.00	94,060,031.00	0.0%
Unsecured Roll Taxes		8042	5,200,262.00	0.00	5,200,262.00	5,200,262.00	0.00	5,200,262.00	0.0%
Prior Years' Taxes		8043	1,097,979.00	0.00	1,097,979.00	1,097,979.00	0.00	1,097,979.00	0.0%
Supplemental Taxes		8044	7,825,790.00	0.00	7,825,790.00	7,825,790.00	0.00	7,825,790.00	0.0%
Education Revenue Augmentation Fund (ERAF)		8045	40,365,924.00	0.00	40,365,924.00	40,365,924.00	0.00	40,365,924.00	0.0%
Community Redevelopment Funds (SB 617/699/1992)		8047	12,517,273.00	0.00	12,517,273.00	12,517,273.00	0.00	12,517,273.00	0.0%
Penalties and Interest from Delinquent Taxes		8048	0.00	0.00	0.00	0.00	0.00	0.00	0.0%
Miscellaneous Funds (EC 41604) Royalties and Bonuses		8081	0.00	0.00	0.00	0.00	0.00	0.00	0.0%
Other In-Lieu Taxes		8082	0.00	0.00	0.00	0.00	0.00	0.00	0.0%
Less: Non-LCFF (50%) Adjustment		8089	0.00	0.00	0.00	0.00	0.00	0.00	0.0%
Subtotal, LCFF Sources			534,348,674.18	0.00	534,348,674.18	537,658,876.00	0.00	537,658,876.00	0.6%
LCFF Transfers									
Unrestricted LCFF Transfers - Current Year	0000	8091	(5,451,376.42)		(5,451,376.42)	(9,339,576.58)		(9,339,576.58)	71.3%
All Other LCFF Transfers - Current Year	All Other	8091	0.00	0.00	0.00	0.00	0.00	0.00	0.0%
Transfers to Charter Schools in Lieu of Property Taxes		8096	(16,600,493.00)	0.00	(16,600,493.00)	(17,150,398.00)	0.00	(17,150,398.00)	3.3%
Property Taxes Transfers		8097	0.00	0.00	0.00	0.00	0.00	0.00	0.0%

Description	Resource Codes	Object Codes	2017-18 Estimated Actuals			2018-19 Budget			% Diff Column C & F
			Unrestricted (A)	Restricted (B)	Total Fund col. A + B (C)	Unrestricted (D)	Restricted (E)	Total Fund col. D + E (F)	
LCCF/Revenue Limit Transfers - Prior Years		8099	0.00	0.00	0.00	0.00	0.00	0.00	0.0%
TOTAL, LCFF SOURCES			512,296,804.76	0.00	512,296,804.76	511,168,901.42	0.00	511,168,901.42	-0.2%
FEDERAL REVENUE									
Maintenance and Operations		8110	0.00	0.00	0.00	0.00	0.00	0.00	0.0%
Special Education Entitlement		8181	0.00	9,040,635.00	9,040,635.00	0.00	9,040,635.00	9,040,635.00	0.0%
Special Education Discretionary Grants		8182	0.00	2,504,058.21	2,504,058.21	0.00	2,496,049.00	2,496,049.00	-0.3%
Child Nutrition Programs		8220	0.00	0.00	0.00	0.00	0.00	0.00	0.0%
Donated Food Commodities		8221	0.00	0.00	0.00	0.00	0.00	0.00	0.0%
Forest Reserve Funds		8260	0.00	0.00	0.00	0.00	0.00	0.00	0.0%
Flood Control Funds		8270	0.00	0.00	0.00	0.00	0.00	0.00	0.0%
Wildlife Reserve Funds		8280	0.00	0.00	0.00	0.00	0.00	0.00	0.0%
FEMA		8281	0.00	0.00	0.00	0.00	0.00	0.00	0.0%
Interagency Contracts Between LEAs		8285	0.00	0.00	0.00	0.00	0.00	0.00	0.0%
Pass-Through Revenues from Federal Sources		8287	0.00	0.00	0.00	0.00	0.00	0.00	0.0%
Title I, Part A, Basic	3010	8290		24,202,462.23	24,202,462.23		18,966,260.70	18,966,260.70	-21.6%
Title I, Part D, Local Delinquent Programs	3025	8290		0.00	0.00		0.00	0.00	0.0%
Title II, Part A, Educator Quality	4035	8290		2,265,926.98	2,265,926.98		1,996,737.00	1,996,737.00	-11.9%
Title III, Part A, Immigrant Education Program	4201	8290		197,481.00	197,481.00		107,141.00	107,141.00	-45.7%

General Fund
Unrestricted and Restricted
Expenditures by Object

Description	Resource Codes	Object Codes	2017-18 Estimated Actuals			2018-19 Budget			% Diff Column C & F	
			Unrestricted (A)	Restricted (B)	Total Fund col. A + B (C)	Unrestricted (D)	Restricted (E)	Total Fund col. D + E (F)		
Title III, Part A, English Learner Program	4203	8290		3,244,866.56	3,244,866.56			2,043,264.00	2,043,264.00	-37.0%
Public Charter Schools Grant Program (PCSGP):	4610	8290		0.00	0.00			0.00	0.00	0.0%
	3020, 3040, 3041, 3045, 3060, 3061, 3110, 3150, 3155, 3177, 3180, 3181, 3185, 4050, 4123, 4124, 4126, 4127, 5510, 5630	8290		3,207,432.46	3,207,432.46			2,463,685.00	2,463,685.00	-23.2%
Career and Technical Education	3500-3599	8290		469,587.00	469,587.00			422,628.00	422,628.00	-10.0%
All Other Federal Revenue	All Other	8290	1,868,163.05	7,893,192.53	9,751,355.58	645,000.00	7,539,470.12	8,184,470.12	8,184,470.12	-16.1%
TOTAL, FEDERAL REVENUE			1,868,163.05	53,015,641.97	54,883,805.02	645,000.00	45,075,869.82	45,720,869.82	45,720,869.82	-16.7%
OTHER STATE REVENUE										
Other State Apportionments										
ROC/P Entitlement Prior Years	6360	8319		0.00	0.00			0.00	0.00	0.0%
Special Education Master Plan Current Year	6500	8311		27,232,798.00	27,232,798.00			27,232,798.00	27,232,798.00	0.0%
Prior Years	6500	8319		23,828.00	23,828.00			0.00	0.00	-100.0%
All Other State Apportionments - Current Year	All Other	8311	0.00	414,881.00	414,881.00	0.00	410,000.00	410,000.00	410,000.00	-1.2%
All Other State Apportionments - Prior Years	All Other	8319	0.00	0.00	0.00	0.00	0.00	0.00	0.00	0.0%
Child Nutrition Programs		8520	0.00	0.00	0.00	0.00	0.00	0.00	0.00	0.0%
Mandated Costs Reimbursements		8550	8,991,111.00	0.00	8,991,111.00	16,576,100.00	0.00	0.00	16,576,100.00	84.4%
Lottery - Unrestricted and Instructional Materials		8560	7,256,743.11	3,044,098.58	10,300,841.69	6,905,216.00	2,270,208.00	2,270,208.00	9,175,424.00	-10.9%
Tax Relief Subventions Restricted Levies - Other										
Homeowners' Exemptions		8575	0.00	0.00	0.00	0.00	0.00	0.00	0.00	0.0%
Other Subventions/In-Lieu Taxes		8576	0.00	0.00	0.00	0.00	0.00	0.00	0.00	0.0%
Pass-Through Revenues from State Sources		8587	0.00	0.00	0.00	0.00	0.00	0.00	0.00	0.0%
After School Education and Safety (ASES)	6010	8590		8,654,845.03	8,654,845.03		8,522,208.83	8,522,208.83	8,522,208.83	-1.5%
Charter School Facility Grant	6030	8590		0.00	0.00		0.00	0.00	0.00	0.0%
Drug/Alcohol/Tobacco Funds	6650, 6690, 6695	8590		0.00	0.00		0.00	0.00	0.00	0.0%

General Fund
Unrestricted and Restricted
Expenditures by Object

Description	Resource Codes	Object Codes	2017-18 Estimated Actuals			2018-19 Budget			% Diff Column C & F	
			Unrestricted (A)	Restricted (B)	Total Fund col. A + B (C)	Unrestricted (D)	Restricted (E)	Total Fund col. D + E (F)		
California Clean Energy Jobs Act	6230	8590		3,482,450.00	3,482,450.00			0.00	0.00	-100.0%
Career Technical Education Incentive Grant Program	6387	8590		2,694,136.42	2,694,136.42			4,413,630.00	4,413,630.00	63.8%
American Indian Early Childhood Education	7210	8590		0.00	0.00			0.00	0.00	0.0%
Specialized Secondary	7370	8590		51,700.00	51,700.00			0.00	0.00	-100.0%
Quality Education Investment Act	7400	8590		0.00	0.00			0.00	0.00	0.0%
Common Core State Standards Implementation	7405	8590		0.00	0.00			0.00	0.00	0.0%
All Other State Revenue	All Other	8590	280,000.00	27,713,753.81	27,993,753.81	280,000.00	30,885,802.01	31,165,802.01	31,165,802.01	11.3%
TOTAL, OTHER STATE REVENUE			16,527,854.11	73,312,490.84	89,840,344.95	23,761,316.00	73,734,646.84	97,495,962.84	97,495,962.84	8.5%

Description	Resource Codes	Object Codes	2017-18 Estimated Actuals			2018-19 Budget			% Diff Column C & F
			Unrestricted (A)	Restricted (B)	Total Fund col. A + B (C)	Unrestricted (D)	Restricted (E)	Total Fund col. D + E (F)	
OTHER LOCAL REVENUE									
Other Local Revenue									
County and District Taxes									
Other Restricted Levies									
Secured Roll		8615	0.00	0.00	0.00	0.00	0.00	0.00	0.0%
Unsecured Roll		8616	0.00	0.00	0.00	0.00	0.00	0.00	0.0%
Prior Years' Taxes		8617	0.00	0.00	0.00	0.00	0.00	0.00	0.0%
Supplemental Taxes		8618	0.00	0.00	0.00	0.00	0.00	0.00	0.0%
Non-Ad Valorem Taxes									
Parcel Taxes		8621	0.00	0.00	0.00	0.00	0.00	0.00	0.0%
Other		8622	0.00	0.00	0.00	0.00	0.00	0.00	0.0%
Community Redevelopment Funds									
Not Subject to LCFF Deduction		8625	45,000.00	0.00	45,000.00	0.00	45,000.00	45,000.00	0.0%
Penalties and Interest from									
Delinquent Non-LCFF		8629	0.00	0.00	0.00	0.00	0.00	0.00	0.0%
Taxes									
Sales									
Sale of Equipment/Supplies		8631	20,000.00	0.00	20,000.00	20,000.00	0.00	20,000.00	0.0%
Sale of Publications		8632	0.00	0.00	0.00	0.00	0.00	0.00	0.0%
Food Service Sales		8634	0.00	0.00	0.00	0.00	0.00	0.00	0.0%
All Other Sales		8639	0.00	0.00	0.00	0.00	0.00	0.00	0.0%
Leases and Rentals		8650	628,500.00	667,572.40	1,296,072.40	428,000.00	677,316.00	1,105,316.00	-14.7%
Interest		8660	1,070,000.00	0.00	1,070,000.00	600,000.00	0.00	600,000.00	-43.9%
Net Increase (Decrease) in the Fair Value									
of Investments		8662	0.00	0.00	0.00	0.00	0.00	0.00	0.0%
Fees and Contracts									
Adult Education Fees		8671	0.00	0.00	0.00	0.00	0.00	0.00	0.0%
Non-Resident Students		8672	0.00	0.00	0.00	0.00	0.00	0.00	0.0%
Transportation Fees From Individuals		8675	0.00	0.00	0.00	0.00	0.00	0.00	0.0%
Interagency Services		8677	0.00	5,800.00	5,800.00	0.00	0.00	0.00	-100.0%
Mitigation/Developer Fees		8681	0.00	0.00	0.00	0.00	0.00	0.00	0.0%
All Other Fees and Contracts		8689	0.00	0.00	0.00	0.00	0.00	0.00	0.0%
Other Local Revenue									
Plus: Misc Funds Non-LCFF									

General Fund
Unrestricted and Restricted
Expenditures by Object

Description	Resource Codes	Object Codes	2017-18 Estimated Actuals			2018-19 Budget			% Diff Column C & F
			Unrestricted (A)	Restricted (B)	Total Fund col. A + B (C)	Unrestricted (D)	Restricted (E)	Total Fund col. D + E (F)	
(50%) Adjustment		8691	0.00	0.00	0.00	0.00	0.00	0.00	0.0%
Pass-Through Revenues From Local Sources		8697	0.00	0.00	0.00	0.00	0.00	0.00	0.0%
All Other Local Revenue		8699	1,841,701.32	2,599,673.36	4,441,374.68	654,262.72	8,326,859.00	8,981,121.72	102.2%
Tuition		8710	17,527.00	1,595,381.00	1,612,908.00	0.00	1,595,381.00	1,595,381.00	-1.1%
All Other Transfers In		8781-8783	288,790.00	0.00	288,790.00	192,527.00	0.00	192,527.00	-33.3%
Transfers of Apportionments									
Special Education SELPA Transfers From Districts or Charter Schools	6500	8791		0.00	0.00		0.00	0.00	0.0%
From County Offices	6500	8792		0.00	0.00		0.00	0.00	0.0%
From JPAs	6500	8793		0.00	0.00		0.00	0.00	0.0%
ROC/P Transfers									
From Districts or Charter Schools	6360	8791		0.00	0.00		0.00	0.00	0.0%
From County Offices	6360	8792		0.00	0.00		0.00	0.00	0.0%
From JPAs	6360	8793		0.00	0.00		0.00	0.00	0.0%
Other Transfers of Apportionments									
From Districts or Charter Schools	All Other	8791	0.00	0.00	0.00	0.00	0.00	0.00	0.0%
From County Offices	All Other	8792	0.00	0.00	0.00	0.00	0.00	0.00	0.0%
From JPAs	All Other	8793	0.00	0.00	0.00	0.00	0.00	0.00	0.0%
All Other Transfers in from All Others		8799	0.00	0.00	0.00	0.00	0.00	0.00	0.0%
TOTAL, OTHER LOCAL REVENUE			3,911,518.32	4,868,426.76	8,779,945.08	1,894,789.72	10,644,556.00	12,539,345.72	42.8%
TOTAL, REVENUES			534,604,340.24	131,196,559.57	665,800,899.81	537,470,007.14	129,455,072.66	666,925,079.80	0.2%

Description	Resource Codes	Object Codes	2017-18 Estimated Actuals			2018-19 Budget			% Diff Column C & F
			Unrestricted (A)	Restricted (B)	Total Fund col. A + B (C)	Unrestricted (D)	Restricted (E)	Total Fund col. D + E (F)	
CERTIFICATED SALARIES									
Certificated Teachers' Salaries		1100	176,205,600.39	52,500,000.02	228,705,600.41	180,887,311.52	49,659,215.31	230,546,526.83	0.8%
Certificated Pupil Support Salaries		1200	9,609,103.42	5,704,500.93	15,313,604.35	10,032,812.64	5,920,297.92	15,953,110.56	4.2%
Certificated Supervisors' and Administrators' Salaries		1300	17,008,174.91	1,736,507.64	18,744,682.55	18,093,672.97	1,909,292.39	20,002,965.36	6.7%
Other Certificated Salaries		1900	6,853,924.67	5,262,634.04	12,116,558.71	6,903,734.55	4,143,270.47	11,047,005.02	-8.8%
TOTAL, CERTIFICATED SALARIES			209,676,803.39	65,203,642.63	274,880,446.02	215,917,531.68	61,632,076.09	277,549,607.77	1.0%
CLASSIFIED SALARIES									
Classified Instructional Salaries		2100	3,867,825.96	24,795,550.02	28,663,375.98	4,238,672.65	27,845,458.04	32,084,130.69	11.9%
Classified Support Salaries		2200	19,661,624.73	7,653,837.92	27,315,462.65	21,987,640.44	8,286,608.69	30,274,249.13	10.8%
Classified Supervisors' and Administrators' Salaries		2300	3,511,822.14	953,997.56	4,465,819.70	4,177,833.84	1,045,948.37	5,223,782.21	17.0%
Clerical, Technical and Office Salaries		2400	21,262,833.70	2,641,948.02	23,904,781.72	22,889,455.54	2,604,330.64	25,493,786.18	6.6%
Other Classified Salaries		2900	5,165,794.26	946,021.33	6,111,815.59	5,349,570.58	1,020,154.59	6,369,725.17	4.2%
TOTAL, CLASSIFIED SALARIES			53,469,900.79	36,991,354.85	90,461,255.64	58,643,173.05	40,802,500.33	99,445,673.38	9.9%
EMPLOYEE BENEFITS									
STRS		3101-3102	30,037,767.71	31,378,454.17	61,416,221.88	34,641,984.58	34,072,321.62	68,714,306.20	11.9%
PERS		3201-3202	8,039,999.72	5,849,282.24	13,889,281.96	10,046,674.53	7,713,540.43	17,760,214.96	27.9%
OASDI/Medicare/Alternative		3301-3302	6,779,030.33	3,945,374.32	10,724,404.65	7,231,244.85	4,200,585.33	11,431,830.18	6.6%
Health and Welfare Benefits		3401-3402	38,684,613.85	15,820,751.93	54,505,365.78	41,038,165.75	16,789,814.98	57,827,980.73	6.1%
Unemployment Insurance		3501-3502	148,906.35	119,340.31	268,246.66	137,347.32	51,213.85	188,561.17	-29.7%
Workers' Compensation		3601-3602	3,916,766.16	1,489,919.03	5,406,685.19	3,738,120.66	1,393,163.56	5,131,284.22	-5.1%
OPEB, Allocated		3701-3702	0.00	0.00	0.00	0.00	0.00	0.00	0.0%
OPEB, Active Employees		3751-3752	10,594,329.76	3,729,389.62	14,323,713.38	11,095,387.35	4,077,926.51	15,173,313.86	5.9%
Other Employee Benefits		3901-3902	0.00	0.00	0.00	0.00	0.00	0.00	0.0%
TOTAL, EMPLOYEE BENEFITS			98,201,413.88	62,332,505.62	160,533,919.50	107,928,925.04	68,298,566.28	176,227,491.32	9.8%
BOOKS AND SUPPLIES									
Approved Textbooks and Core Curricula Materials		4100	17,166,962.28	1,304,303.94	18,471,266.22	717,800.00	1,033,364.00	1,751,164.00	-90.5%
Books and Other Reference Materials		4200	44,833.45	223,571.20	268,404.65	36,690.00	121,200.00	157,890.00	-41.2%
Materials and Supplies		4300	8,481,427.84	10,569,653.75	19,051,081.59	13,920,601.56	14,388,977.04	28,309,578.60	48.6%

Description	Resource Codes	Object Codes	2017-18 Estimated Actuals			2018-19 Budget			% Diff Column C & F
			Total Fund col. A + B (C)		Restricted (E)	Total Fund col. D + E (F)			
			Unrestricted (A)	Restricted (B)		Unrestricted (D)	Restricted (E)		
Noncapitalized Equipment		4400	3,008,068.21	2,359,918.42	5,367,986.63	2,230,163.94	2,342,540.97	4,572,704.91	-14.8%
Food		4700	1,200,000.00	0.00	1,200,000.00	1,200,000.00	0.00	1,200,000.00	0.0%
TOTAL, BOOKS AND SUPPLIES			29,901,291.78	14,457,447.31	44,358,739.09	18,105,255.50	17,886,082.01	35,991,337.51	-18.9%
SERVICES AND OTHER OPERATING EXPENDITURES									
Subagreements for Services		5100	13,726,160.59	8,387,752.42	22,113,913.01	14,021,597.20	8,836,594.67	22,858,191.87	3.4%
Travel and Conferences		5200	527,687.79	935,098.43	1,462,786.22	768,129.09	530,338.45	1,298,467.54	-11.2%
Dues and Memberships		5300	589,519.63	255,348.35	844,867.98	582,803.64	213,910.00	796,713.64	-5.7%
Insurance		5400 - 5450	3,604,140.72	5,566.50	3,609,707.22	3,637,012.37	0.00	3,637,012.37	0.8%
Operations and Housekeeping Services		5500	8,728,077.23	76,350.00	8,804,427.23	9,303,698.25	67,000.00	9,370,698.25	6.4%
Rentals, Leases, Repairs, and Noncapitalized Improvements		5600	3,891,097.09	3,179,949.25	7,071,046.34	3,126,365.20	5,064,875.06	8,191,240.26	15.8%
Transfers of Direct Costs		5710	(699,535.75)	699,535.75	0.00	(600,304.28)	600,304.28	0.00	0.0%
Transfers of Direct Costs - Interfund		5750	(58,942.36)	0.00	(58,942.36)	(54,040.00)	0.00	(54,040.00)	-8.3%
Professional/Consulting Services and Operating Expenditures		5800	12,825,280.65	7,652,243.70	20,477,524.35	17,229,835.46	5,907,553.96	23,137,389.42	13.0%
Communications		5900	907,321.43	99,784.08	1,007,105.51	1,278,552.19	53,475.06	1,332,027.25	32.3%
TOTAL, SERVICES AND OTHER OPERATING EXPENDITURES			44,040,807.02	21,291,628.48	65,332,435.50	49,293,649.12	21,274,051.48	70,567,700.60	8.0%

Description	Resource Codes	Object Codes	2017-18 Estimated Actuals			2018-19 Budget			% Diff Column C & F
			Unrestricted (A)	Restricted (B)	Total Fund col. A + B (C)	Unrestricted (D)	Restricted (E)	Total Fund col. D + E (F)	
CAPITAL OUTLAY									
Land		6100	53,765.22	0.00	53,765.22	33,729.63	0.00	33,729.63	-37.3%
Land Improvements		6170	0.00	0.00	0.00	0.00	0.00	0.00	0.0%
Buildings and Improvements of Buildings		6200	66,725.34	2,390,962.66	2,457,688.00	1,006,000.00	2,407,837.29	3,413,837.29	38.9%
Books and Media for New School Libraries or Major Expansion of School Libraries		6300	0.00	0.00	0.00	0.00	0.00	0.00	0.0%
Equipment		6400	2,563,741.97	1,276,105.99	3,839,847.96	4,052,824.75	1,145,250.00	5,198,074.75	35.4%
Equipment Replacement		6500	82,068.29	77,197.59	159,265.88	60,000.00	60,000.00	120,000.00	-24.7%
TOTAL CAPITAL OUTLAY			2,766,300.82	3,744,266.24	6,510,567.06	5,152,554.38	3,613,087.29	8,765,641.67	34.6%
OTHER OUTGO (excluding Transfers of Indirect Costs)									
Tuition									
Tuition for Instruction Under Interdistrict Attendance Agreements		7110	0.00	0.00	0.00	0.00	0.00	0.00	0.0%
State Special Schools		7130	0.00	0.00	0.00	0.00	0.00	0.00	0.0%
Tuition, Excess Costs, and/or Deficit Payments Payments to Districts or Charter Schools		7141	0.00	900,361.00	900,361.00	0.00	987,732.90	987,732.90	9.7%
Payments to County Offices		7142	1,632,902.00	2,513,796.00	4,146,698.00	1,717,070.00	2,548,796.00	4,265,866.00	2.9%
Payments to JPAs		7143	0.00	0.00	0.00	0.00	0.00	0.00	0.0%
Transfers of Pass-Through Revenues To Districts or Charter Schools		7211	0.00	0.00	0.00	0.00	0.00	0.00	0.0%
To County Offices		7212	0.00	0.00	0.00	0.00	0.00	0.00	0.0%
To JPAs		7213	0.00	0.00	0.00	0.00	0.00	0.00	0.0%
Special Education SELPA Transfers of Apportionments To Districts or Charter Schools	6500	7221		0.00	0.00		0.00	0.00	0.0%
To County Offices	6500	7222		81,843.00	81,843.00		81,843.00	81,843.00	0.0%
To JPAs	6500	7223		0.00	0.00		0.00	0.00	0.0%
ROC/P Transfers of Apportionments To Districts or Charter Schools	6360	7221		0.00	0.00		0.00	0.00	0.0%
To County Offices	6360	7222		0.00	0.00		0.00	0.00	0.0%
To JPAs	6360	7223		0.00	0.00		0.00	0.00	0.0%
Other Transfers of Apportionments	All Other	7221-7223	0.00	0.00	0.00	0.00	0.00	0.00	0.0%
All Other Transfers		7281-7283	0.00	0.00	0.00	0.00	0.00	0.00	0.0%

Description	Resource Codes	Object Codes	2017-18 Estimated Actuals			2018-19 Budget			% Diff Column C & F
			Unrestricted (A)	Restricted (B)	Total Fund col. A + B (C)	Unrestricted (D)	Restricted (E)	Total Fund col. D + E (F)	
All Other Transfers Out to All Others		7299	0.00	0.00	0.00	0.00	0.00	0.00	0.0%
Debt Service									
Debt Service - Interest		7438	0.00	0.00	0.00	0.00	0.00	0.00	0.0%
Other Debt Service - Principal		7439	251,524.00	0.00	251,524.00	153,608.44	0.00	153,608.44	-38.9%
TOTAL, OTHER OUTGO (excluding Transfers of Indirect Costs)			1,884,426.00	3,496,000.00	5,380,426.00	1,870,678.44	3,618,371.90	5,489,050.34	2.0%
OTHER OUTGO - TRANSFERS OF INDIRECT COSTS									
Transfers of Indirect Costs		7310	(6,158,727.82)	6,158,727.82	0.00	(5,199,856.47)	5,199,856.47	0.00	0.0%
Transfers of Indirect Costs - Interfund		7350	(3,012,423.71)	0.00	(3,012,423.71)	(2,812,604.27)	0.00	(2,812,604.27)	-6.6%
TOTAL, OTHER OUTGO - TRANSFERS OF INDIRECT COSTS			(9,171,151.53)	6,158,727.82	(3,012,423.71)	(8,012,460.74)	5,199,856.47	(2,812,604.27)	-6.6%
TOTAL EXPENDITURES			430,769,792.15	213,675,572.95	644,445,365.10	448,899,306.47	222,324,591.85	671,223,898.32	4.2%

Description	Resource Codes	Object Codes	2017-18 Estimated Actuals			2018-19 Budget			% Diff Column C & F
			Unrestricted (A)	Restricted (B)	Total Fund col. A + B (C)	Unrestricted (D)	Restricted (E)	Total Fund col. D + E (F)	
INTERFUND TRANSFERS									
INTERFUND TRANSFERS IN									
From: Special Reserve Fund		8912	0.00	0.00	0.00	0.00	0.00	0.00	0.00%
From: Bond Interest and Redemption Fund		8914	0.00	0.00	0.00	0.00	0.00	0.00	0.00%
Other Authorized Interfund Transfers In		8919	0.00	0.00	0.00	0.00	0.00	0.00	0.00%
(a) TOTAL INTERFUND TRANSFERS IN			0.00	0.00	0.00	0.00	0.00	0.00	0.00%
INTERFUND TRANSFERS OUT									
To: Child Development Fund		7611	0.00	0.00	0.00	0.00	0.00	0.00	0.00%
To: Special Reserve Fund		7612	17,329,992.99	0.00	17,329,992.99	1,272,402.00	0.00	1,272,402.00	-92.7%
To: State School Building Fund/ County School Facilities Fund		7613	0.00	0.00	0.00	0.00	0.00	0.00	0.00%
To: Cafeteria Fund		7616	0.00	0.00	0.00	6,000.00	0.00	6,000.00	New
Other Authorized Interfund Transfers Out		7619	4,924,541.59	0.00	4,924,541.59	3,841,396.08	0.00	3,841,396.08	-22.0%
(b) TOTAL INTERFUND TRANSFERS OUT			22,254,534.58	0.00	22,254,534.58	5,119,798.08	0.00	5,119,798.08	-77.0%
OTHER SOURCES/USES									
SOURCES									
State Apportionments		8931	0.00	0.00	0.00	0.00	0.00	0.00	0.00%
Emergency Apportionments									
Proceeds									
Proceeds from Sale/Lease-Purchase of Land/Buildings		8953	0.00	0.00	0.00	0.00	0.00	0.00	0.00%
Other Sources									
Transfers from Funds of Lapsed/Reorganized LEAs		8965	0.00	0.00	0.00	0.00	0.00	0.00	0.00%
Long-Term Debt Proceeds									
Proceeds from Certificates of Participation		8971	0.00	0.00	0.00	0.00	0.00	0.00	0.00%
Proceeds from Capital Leases		8972	0.00	0.00	0.00	0.00	0.00	0.00	0.00%
Proceeds from Lease Revenue Bonds		8973	0.00	0.00	0.00	0.00	0.00	0.00	0.00%
All Other Financing Sources		8979	0.00	0.00	0.00	0.00	0.00	0.00	0.00%

Description	Resource Codes	Object Codes	2017-18 Estimated Actuals			2018-19 Budget			% Diff Column C & F
			Unrestricted (A)	Restricted (B)	Total Fund col. A + B (C)	Unrestricted (D)	Restricted (E)	Total Fund col. D + E (F)	
(c) TOTAL SOURCES									
USES									
Transfers of Funds from Lapsed/Reorganized LEAs		7651	0.00	0.00	0.00	0.00	0.00	0.00	0.0%
All Other Financing Uses		7699	0.00	0.00	0.00	0.00	0.00	0.00	0.0%
(d) TOTAL USES									
CONTRIBUTIONS									
Contributions from Unrestricted Revenues		8980	(86,435,061.76)	86,435,061.76	0.00	(89,396,429.53)	89,396,429.53	0.00	0.0%
Contributions from Restricted Revenues		8990	0.00	0.00	0.00	0.00	0.00	0.00	0.0%
(e) TOTAL CONTRIBUTIONS									
TOTAL, OTHER FINANCING SOURCES/USES									
(a - b + c - d + e)									
			(108,689,596.34)	86,435,061.76	(22,254,534.58)	(94,516,227.61)	89,396,429.53	(5,119,798.08)	-77.0%

General Fund
Unrestricted and Restricted
Expenditures by Function

Description	Function Codes	Object Codes	2017-18 Estimated Actuals			2018-19 Budget			% Diff Column C & F
			Unrestricted (A)	Restricted (B)	Total Fund col. A + B (C)	Unrestricted (D)	Restricted (E)	Total Fund col. D + E (F)	
A. REVENUES									
1) LCFF Sources		8010-8099	512,296,804.76	0.00	512,296,804.76	511,168,901.42	0.00	511,168,901.42	-0.2%
2) Federal Revenue		8100-8299	1,868,163.05	53,015,641.97	54,883,805.02	645,000.00	45,075,869.82	45,720,869.82	-16.7%
3) Other State Revenue		8300-8599	16,527,854.11	73,312,490.84	89,840,344.95	23,761,316.00	73,734,646.84	97,495,962.84	8.5%
4) Other Local Revenue		8600-8799	3,911,518.32	4,868,426.76	8,779,945.08	1,894,789.72	10,644,556.00	12,539,345.72	42.8%
5) TOTAL, REVENUES			534,604,340.24	131,196,559.57	665,800,899.81	537,470,007.14	129,455,072.66	666,925,079.80	0.2%
B. EXPENDITURES (Objects 1000-7999)									
1) Instruction	1000-1999		274,256,740.60	147,335,162.98	421,591,903.58	271,741,090.89	157,234,326.60	428,975,417.49	1.8%
2) Instruction - Related Services	2000-2999		52,589,693.72	22,139,997.27	74,729,690.99	53,261,251.59	19,002,161.24	72,263,412.83	-3.3%
3) Pupil Services	3000-3999		33,397,203.59	15,207,114.83	48,604,318.42	36,227,502.90	15,249,858.86	51,477,361.76	5.9%
4) Ancillary Services	4000-4999		6,670,917.22	150,260.00	6,821,177.22	9,833,011.96	97,293.00	9,930,304.96	45.6%
5) Community Services	5000-5999		138,334.20	29,377.60	167,711.80	225,718.00	0.00	225,718.00	34.6%
6) Enterprise	6000-6999		24,941.42	0.00	24,941.42	0.00	0.00	0.00	-100.0%
7) General Administration	7000-7999		23,154,469.46	6,738,577.38	29,893,046.84	32,165,977.88	5,867,322.77	38,033,300.65	27.2%
8) Plant Services	8000-8999		38,647,424.94	18,579,082.89	57,226,507.83	43,568,433.81	21,255,257.48	64,823,691.29	13.3%
9) Other Outgo	9000-9999	Except 7600-7699	1,890,067.00	3,496,000.00	5,386,067.00	1,876,319.44	3,618,371.90	5,494,691.34	2.0%
10) TOTAL, EXPENDITURES			430,769,792.15	213,675,572.95	644,445,365.10	448,899,306.47	222,324,591.85	671,223,898.32	4.2%
C. EXCESS (DEFICIENCY) OF REVENUES OVER EXPENDITURES BEFORE OTHER FINANCING SOURCES AND USES (A5 - B10)									
			103,834,548.09	(82,479,013.38)	21,355,534.71	88,570,700.67	(92,869,519.19)	(4,298,818.52)	-120.1%
D. OTHER FINANCING SOURCES/USES									
1) Interfund Transfers									
a) Transfers In		8900-8929	0.00	0.00	0.00	0.00	0.00	0.00	0.0%
b) Transfers Out		7600-7629	22,254,534.58	0.00	22,254,534.58	5,119,798.08	0.00	5,119,798.08	-77.0%
2) Other Sources/Uses									
a) Sources		8930-8979	0.00	0.00	0.00	0.00	0.00	0.00	0.0%
b) Uses		7630-7699	0.00	0.00	0.00	0.00	0.00	0.00	0.0%
3) Contributions		8980-8999	(86,435,061.76)	86,435,061.76	0.00	(89,396,429.53)	89,396,429.53	0.00	0.0%
4) TOTAL, OTHER FINANCING SOURCES/USES			(108,689,596.34)	86,435,061.76	(22,254,534.58)	(94,516,227.61)	89,396,429.53	(5,119,798.08)	-77.0%

General Fund
Unrestricted and Restricted
Expenditures by Function

Description	Function Codes	Object Codes	2017-18 Estimated Actuals			2018-19 Budget			% Diff Column C & F
			Unrestricted (A)	Restricted (B)	Total Fund col. A + B (C)	Unrestricted (D)	Restricted (E)	Total Fund col. D + E (F)	
E. NET INCREASE (DECREASE) IN FUND BALANCE (C + D4)			(4,855,048.25)	3,956,048.38	(898,999.87)	(5,945,526.94)	(3,473,089.66)	(9,418,616.60)	947.7%
F. FUND BALANCE, RESERVES									
1) Beginning Fund Balance									
a) As of July 1 - Unaudited		9791	84,231,264.24	22,397,995.03	106,629,259.27	74,321,980.35	26,354,043.41	100,676,023.76	-5.6%
b) Audit Adjustments		9793	(5,054,235.64)	0.00	(5,054,235.64)	0.00	0.00	0.00	-100.0%
c) As of July 1 - Audited (F1a + F1b)			79,177,028.60	22,397,995.03	101,575,023.63	74,321,980.35	26,354,043.41	100,676,023.76	-0.9%
d) Other Restatements		9795	0.00	0.00	0.00	0.00	0.00	0.00	0.0%
e) Adjusted Beginning Balance (F1c + F1d)			79,177,028.60	22,397,995.03	101,575,023.63	74,321,980.35	26,354,043.41	100,676,023.76	-0.9%
2) Ending Balance, June 30 (E + F1e)			74,321,980.35	26,354,043.41	100,676,023.76	68,376,453.41	22,880,953.75	91,257,407.16	-9.4%
Components of Ending Fund Balance									
a) Nonspendable									
Revolving Cash		9711	190,000.00	0.00	190,000.00	190,000.00	0.00	190,000.00	0.0%
Stores		9712	1,000,000.00	0.00	1,000,000.00	1,000,000.00	0.00	1,000,000.00	0.0%
Prepaid Items		9713	0.00	0.00	0.00	0.00	0.00	0.00	0.0%
All Others		9719	0.00	0.00	0.00	0.00	0.00	0.00	0.0%
b) Restricted		9740	0.00	26,354,043.41	26,354,043.41	0.00	22,880,953.75	22,880,953.75	-13.2%
c) Committed									
Stabilization Arrangements		9750	47,179,537.49	0.00	47,179,537.49	47,344,059.00	0.00	47,344,059.00	0.3%
Other Commitments (by Resource/Object)		9760	0.00	0.00	0.00	0.00	0.00	0.00	0.0%
d) Assigned									
Other Assignments (by Resource/Object)		9780	12,618,444.87	0.00	12,618,444.87	0.00	0.00	0.00	-100.0%
0006 NJROTC	0000	9780	22,274.68		22,274.68				
0032 Civic Center	0000	9780	423,096.12		423,096.12				
0033 Godinez Rental Fees	0000	9780	70,974.57		70,974.57				
0720 One-time Discretionary Funds	0000	9780	4,005,758.38		4,005,758.38				
0720 Furniture/equipment for ALA	0000	9780	195,480.08		195,480.08				
0730 Early Learning	0000	9780	2,441,374.40		2,441,374.40				
0000 Walker/Roosevelt Joint Use	0000	9780	50,000.00		50,000.00				
0000 Enterprise Resource Planning	0000	9780	1,978,003.31		1,978,003.31				
0000 Artificial Turf	0000	9780	1,179,576.58		1,179,576.58				
0000 Specialized Spaces	0000	9780	1,291,824.75		1,291,824.75				
0000 Dual Immersion Programs	0000	9780	831,185.00		831,185.00				
0000 Mariachi/Folklorico	0000	9780	128,897.00		128,897.00				

General Fund
Unrestricted and Restricted
Expenditures by Function

Description	Function Codes	Object Codes	2017-18 Estimated Actuals			2018-19 Budget			% Diff Column C & F
			Unrestricted (A)	Restricted (B)	Total Fund col. A + B (C)	Unrestricted (D)	Restricted (E)	Total Fund col. D + E (F)	
e) Unassigned/Unappropriated									
Reserve for Economic Uncertainties		9789	13,333,997.99	0.00	13,333,997.99	13,526,873.93	0.00	13,526,873.93	1.4%
Unassigned/Unappropriated Amount		9790	0.00	0.00	0.00	6,315,520.48	0.00	6,315,520.48	New

July 1 Budget
 General Fund
 Exhibit: Restricted Balance Detail

Santa Ana Unified
 Orange County

30 66670 0000000
 Form 01

Resource	Description	2017-18	2018-19
		Estimated Actuals	Budget
5640	Medi-Cal Billing Option	898,179.30	1,070,946.30
6230	California Clean Energy Jobs Act	6,469,182.30	6,136,479.30
6300	Lottery: Instructional Materials	1,387,340.93	1,829,633.93
6512	Special Ed: Mental Health Services	1,250,172.19	502,332.66
7338	College Readiness Block Grant	1,729,234.22	0.00
8150	Ongoing & Major Maintenance Account (RMA: Education Code Secti	9,028,182.24	9,604,407.66
9010	Other Restricted Local	5,591,752.23	3,737,153.90
Total, Restricted Balance		26,354,043.41	22,880,953.75

Reasons for Assigned and Unassigned Ending Fund Balances Above the State Recommended Minimum Level

Education Code Section 42127(a)(2)(B) requires a statement of reasons that substantiates the need for assigned and unassigned ending fund balance that is in excess of the minimum recommended reserve for economic uncertainties for the budget.

District: **Santa Ana Unified School District**

Combined Assigned and Unassigned Fund Balances			
Fund	Fund Description	2018-19	
01	General Fund/County School Service Fund	\$ 19,842,394.41	Fund 01, Objects 9780/9789/9790
17	Special Reserve Fund for Other Than Capital Outlay Projects	\$ -	Fund 17 Objects 9780/9789/9790
	Total Assigned and Unassigned Fund Balance	\$ 19,842,394.41	
	District Standard Reserve Level	2.0%	Form 01CS Line 10B-4
	Less: Reserve for Economic Uncertainties	\$ 13,526,873.93	Form 01CS Line 10B-7
	Fund Balance that Requires a Statement of Reasons	\$ 6,315,520.48	

Reasons for Assigned and Unassigned Ending Fund Balances Above the State Recommended Minimum Level			
Form	Fund	2018-19	Reasons
01	General Fund/County School Service Fund	\$ 6,315,520.48	Financial flexibility to absorb unanticipated expenditures without significant disruption to educational programs; Protection against exposure to significant onetime outlays such as disasters, lawsuits or material audit findings; Protection against the volatility of state revenues; Cash management/ avoiding the cost of borrowing for cash flow purposes; Protection against declining enrollment; Assigned technology projects; and Future textbook adoptions.
17	Special Reserve Fund for Other Than Capital Outlay Projects	\$ -	
	(Insert Lines above as needed)		
	Total of Substantiated Needs	\$ 6,315,520.48	

Charter Schools Special Revenue Fund



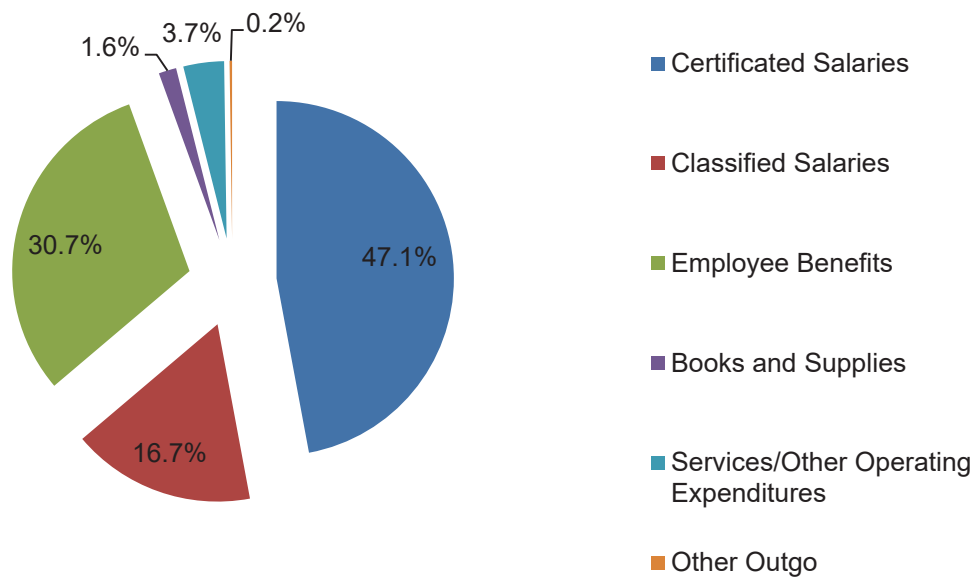
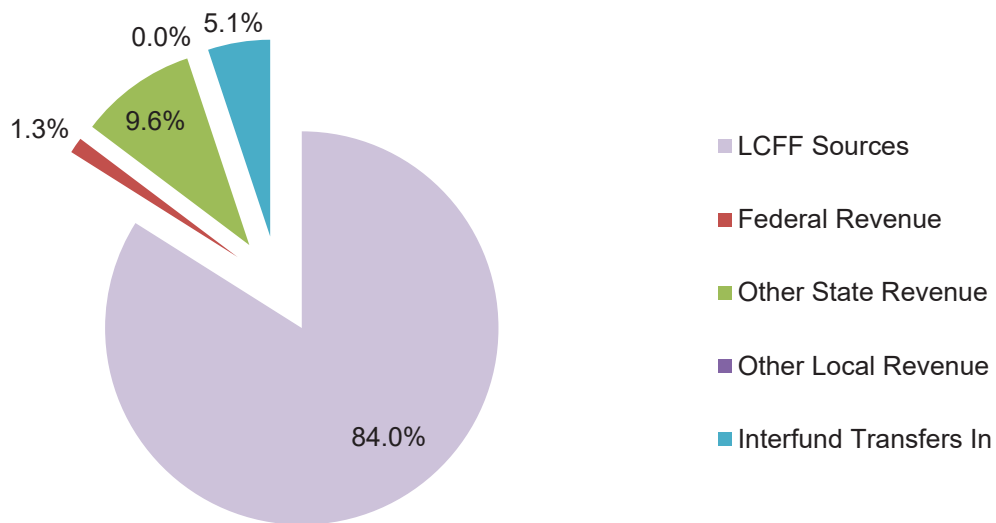
Artwork created by a Santa Ana Unified School District student from Madison Elementary School.

Charter Schools Special Revenue Fund (09)



The Charter Schools Special Revenue Fund is a special revenue fund used to record pass-through financial activities for Advanced Learning Academy (ALA).

Fund 09 is utilized as the chief operating fund to account separately for activities of ALA. The budget for 2018-19 includes tenth grade level expansion. Enrollment is projected to increase by 59 students from 2017-18.



The projected ending fund balance of \$3.0 million is to be utilized to cover any additional grade level expansion cost.

Description	Resource Codes	Object Codes	2017-18 Estimated Actuals	2018-19 Budget	Percent Difference
A. REVENUES					
1) LCFF Sources		8010-8099	3,287,198.00	4,160,355.00	26.6%
2) Federal Revenue		8100-8299	98,851.00	64,598.30	-34.7%
3) Other State Revenue		8300-8599	392,315.54	476,811.00	21.5%
4) Other Local Revenue		8600-8799	10,000.00	0.00	-100.0%
5) TOTAL, REVENUES			3,788,364.54	4,701,764.30	24.1%
B. EXPENDITURES					
1) Certificated Salaries		1000-1999	1,580,526.54	1,381,910.53	-12.6%
2) Classified Salaries		2000-2999	508,177.07	491,459.30	-3.3%
3) Employee Benefits		3000-3999	848,038.61	900,013.79	6.1%
4) Books and Supplies		4000-4999	343,505.82	47,208.57	-86.3%
5) Services and Other Operating Expenditures		5000-5999	149,535.39	108,766.46	-27.3%
6) Capital Outlay		6000-6999	0.00	0.00	0.0%
7) Other Outgo (excluding Transfers of Indirect Costs)		7100-7299, 7400-7499	0.00	0.00	0.0%
8) Other Outgo - Transfers of Indirect Costs		7300-7399	259,135.15	6,622.19	-97.4%
9) TOTAL, EXPENDITURES			3,688,918.58	2,935,980.84	-20.4%
C. EXCESS (DEFICIENCY) OF REVENUES OVER EXPENDITURES BEFORE OTHER FINANCING SOURCES AND USES (A5 - B9)			99,445.96	1,765,783.46	1675.6%
D. OTHER FINANCING SOURCES/USES					
1) Interfund Transfers					
a) Transfers In		8900-8929	468,026.59	253,279.00	-45.9%
b) Transfers Out		7600-7629	0.00	0.00	0.0%
2) Other Sources/Uses					
a) Sources		8930-8979	0.00	0.00	0.0%
b) Uses		7630-7699	0.00	0.00	0.0%
3) Contributions		8980-8999	0.00	0.00	0.0%
4) TOTAL, OTHER FINANCING SOURCES/USES			468,026.59	253,279.00	-45.9%

Description	Resource Codes	Object Codes	2017-18 Estimated Actuals	2018-19 Budget	Percent Difference
E. NET INCREASE (DECREASE) IN FUND BALANCE (C + D4)			567,472.55	2,019,062.46	255.8%
F. FUND BALANCE, RESERVES					
1) Beginning Fund Balance					
a) As of July 1 - Unaudited					
		9791	394,989.03	962,461.58	143.7%
b) Audit Adjustments			0.00	0.00	0.0%
		9793			
c) As of July 1 - Audited (F1a + F1b)			394,989.03	962,461.58	143.7%
d) Other Restatements			0.00	0.00	0.0%
		9795			
e) Adjusted Beginning Balance (F1c + F1d)			394,989.03	962,461.58	143.7%
2) Ending Balance, June 30 (E + F1e)			962,461.58	2,981,524.04	209.8%
Components of Ending Fund Balance					
a) Nonspendable					
Revolving Cash					
		9711	0.00	0.00	0.0%
Stores			0.00	0.00	0.0%
		9712			
Prepaid Items			0.00	0.00	0.0%
		9713			
All Others			0.00	0.00	0.0%
		9719			
b) Restricted			8,769.04	8,769.04	0.0%
		9740			
c) Committed					
Stabilization Arrangements			0.00	0.00	0.0%
		9750			
Other Commitments			0.00	0.00	0.0%
		9760			
d) Assigned					
Other Assignments			953,692.54	2,972,755.00	211.7%
		9780			
e) Unassigned/Unappropriated					
Reserve for Economic Uncertainties			0.00	0.00	0.0%
		9789			
Unassigned/Unappropriated Amount			0.00	0.00	0.0%
		9790			

Description	Resource Codes	Object Codes	2017-18 Estimated Actuals	2018-19 Budget	Percent Difference
G. ASSETS					
1) Cash					
a) in County Treasury		9110	0.00		
1) Fair Value Adjustment to Cash in County Treasury		9111	0.00		
b) in Banks		9120	0.00		
c) in Revolving Cash Account		9130	0.00		
d) with Fiscal Agent/Trustee		9135	0.00		
e) Collections Awaiting Deposit		9140	0.00		
2) Investments		9150	0.00		
3) Accounts Receivable		9200	0.00		
4) Due from Grantor Government		9290	0.00		
5) Due from Other Funds		9310	0.00		
6) Stores		9320	0.00		
7) Prepaid Expenditures		9330	0.00		
8) Other Current Assets		9340	0.00		
9) TOTAL, ASSETS			0.00		
H. DEFERRED OUTFLOWS OF RESOURCES					
1) Deferred Outflows of Resources		9490	0.00		
2) TOTAL, DEFERRED OUTFLOWS			0.00		
I. LIABILITIES					
1) Accounts Payable		9500	0.00		
2) Due to Grantor Governments		9590	0.00		
3) Due to Other Funds		9610	0.00		
4) Current Loans		9640	0.00		
5) Unearned Revenue		9650	0.00		
6) TOTAL, LIABILITIES			0.00		
J. DEFERRED INFLOWS OF RESOURCES					
1) Deferred Inflows of Resources		9690	0.00		
2) TOTAL, DEFERRED INFLOWS			0.00		
K. FUND EQUITY					
Ending Fund Balance, June 30 (G9 + H2) - (I6 + J2)			0.00		

Description	Resource Codes	Object Codes	2017-18 Estimated Actuals	2018-19 Budget	Percent Difference
LCFF SOURCES					
Principal Apportionment State Aid - Current Year		8011	2,277,573.00	2,955,955.00	29.8%
Education Protection Account State Aid - Current Year		8012	68,926.00	79,780.00	15.7%
State Aid - Prior Years		8019	0.00	0.00	0.0%
LCFF Transfers					
Unrestricted LCFF Transfers - Current Year	0000	8091	0.00	0.00	0.0%
All Other LCFF Transfers - Current Year	All Other	8091	0.00	0.00	0.0%
Transfers to Charter Schools in Lieu of Property Taxes		8096	940,699.00	1,124,620.00	19.6%
Property Taxes Transfers		8097	0.00	0.00	0.0%
LCFF/Revenue Limit Transfers - Prior Years		8099	0.00	0.00	0.0%
TOTAL, LCFF SOURCES			3,287,198.00	4,160,355.00	26.6%
FEDERAL REVENUE					
Maintenance and Operations		8110	0.00	0.00	0.0%
Special Education Entitlement		8181	0.00	0.00	0.0%
Special Education Discretionary Grants		8182	0.00	0.00	0.0%
Child Nutrition Programs		8220	0.00	0.00	0.0%
Donated Food Commodities		8221	0.00	0.00	0.0%
Interagency Contracts Between LEAs		8285	0.00	0.00	0.0%
Title I, Part A, Basic	3010	8290	98,851.00	64,598.30	-34.7%
Title I, Part D, Local Delinquent Programs	3025	8290	0.00	0.00	0.0%
Title II, Part A, Educator Quality	4035	8290	0.00	0.00	0.0%
Title III, Part A, Immigrant Education Program	4201	8290	0.00	0.00	0.0%
Title III, Part A, English Learner Program	4203	8290	0.00	0.00	0.0%
Public Charter Schools Grant Program (PCSGP)	4610	8290	0.00	0.00	0.0%
Other NCLB / Every Student Succeeds Act	3020, 3040, 3041, 3045, 3060, 3061, 3150, 3155, 3180, 3181, 3185, 4124, 4126, 4127, 5510, 5630	8290	0.00	0.00	0.0%
Career and Technical Education	3500-3599	8290	0.00	0.00	0.0%
All Other Federal Revenue	All Other	8290	0.00	0.00	0.0%
TOTAL, FEDERAL REVENUE			98,851.00	64,598.30	-34.7%

Description	Resource Codes	Object Codes	2017-18 Estimated Actuals	2018-19 Budget	Percent Difference
OTHER STATE REVENUE					
Other State Apportionments					
Special Education Master Plan Current Year	6500	8311	0.00	0.00	0.0%
Prior Years	6500	8319	0.00	0.00	0.0%
All Other State Apportionments - Current Year	All Other	8311	0.00	0.00	0.0%
All Other State Apportionments - Prior Years	All Other	8319	0.00	0.00	0.0%
Child Nutrition Programs		8520	0.00	0.00	0.0%
Mandated Costs Reimbursements		8550	37,018.00	114,543.00	209.4%
Lottery - Unrestricted and Instructional Materials		8560	73,243.54	72,750.00	-0.7%
After School Education and Safety (ASES)	6010	8590	163,800.00	163,800.00	0.0%
Charter School Facility Grant	6030	8590	0.00	0.00	0.0%
Drug/Alcohol/Tobacco Funds	6690, 6695	8590	0.00	0.00	0.0%
California Clean Energy Jobs Act	6230	8590	0.00	0.00	0.0%
Career Technical Education Incentive Grant Program	6387	8590	0.00	0.00	0.0%
Specialized Secondary	7370	8590	0.00	0.00	0.0%
Quality Education Investment Act	7400	8590	0.00	0.00	0.0%
Common Core State Standards Implementation Funds	7405	8590	0.00	0.00	0.0%
All Other State Revenue	All Other	8590	118,254.00	125,718.00	6.3%
TOTAL, OTHER STATE REVENUE			392,315.54	476,811.00	21.5%

Description	Resource Codes	Object Codes	2017-18 Estimated Actuals	2018-19 Budget	Percent Difference
OTHER LOCAL REVENUE					
Sales					
Sale of Equipment/Supplies		8631	0.00	0.00	0.0%
Sale of Publications		8632	0.00	0.00	0.0%
Food Service Sales		8634	0.00	0.00	0.0%
All Other Sales		8639	0.00	0.00	0.0%
Leases and Rentals		8650	0.00	0.00	0.0%
Interest		8660	10,000.00	0.00	-100.0%
Net Increase (Decrease) in the Fair Value of Investments		8662	0.00	0.00	0.0%
Fees and Contracts					
Child Development Parent Fees		8673	0.00	0.00	0.0%
Transportation Fees From Individuals		8675	0.00	0.00	0.0%
Interagency Services		8677	0.00	0.00	0.0%
All Other Fees and Contracts		8689	0.00	0.00	0.0%
All Other Local Revenue		8699	0.00	0.00	0.0%
Tuition		8710	0.00	0.00	0.0%
All Other Transfers In		8781-8783	0.00	0.00	0.0%
Transfers of Apportionments					
Special Education SELPA Transfers					
From Districts or Charter Schools	6500	8791	0.00	0.00	0.0%
From County Offices	6500	8792	0.00	0.00	0.0%
From JPAs	6500	8793	0.00	0.00	0.0%
Other Transfers of Apportionments					
From Districts or Charter Schools	All Other	8791	0.00	0.00	0.0%
From County Offices	All Other	8792	0.00	0.00	0.0%
From JPAs	All Other	8793	0.00	0.00	0.0%
All Other Transfers In from All Others		8799	0.00	0.00	0.0%
TOTAL, OTHER LOCAL REVENUE			10,000.00	0.00	-100.0%
TOTAL, REVENUES			3,788,364.54	4,701,764.30	24.1%

Description	Resource Codes	Object Codes	2017-18 Estimated Actuals	2018-19 Budget	Percent Difference
CERTIFICATED SALARIES					
Certificated Teachers' Salaries		1100	1,326,172.68	1,120,750.00	-15.5%
Certificated Pupil Support Salaries		1200	0.00	0.00	0.0%
Certificated Supervisors' and Administrators' Salaries		1300	132,351.13	133,411.53	0.8%
Other Certificated Salaries		1900	122,002.73	127,749.00	4.7%
TOTAL, CERTIFICATED SALARIES			1,580,526.54	1,381,910.53	-12.6%
CLASSIFIED SALARIES					
Classified Instructional Salaries		2100	100,513.34	108,125.57	7.6%
Classified Support Salaries		2200	108,281.93	117,959.49	8.9%
Classified Supervisors' and Administrators' Salaries		2300	2,966.40	3,208.78	8.2%
Clerical, Technical and Office Salaries		2400	193,732.48	260,165.46	34.3%
Other Classified Salaries		2900	102,682.92	2,000.00	-98.1%
TOTAL, CLASSIFIED SALARIES			508,177.07	491,459.30	-3.3%
EMPLOYEE BENEFITS					
STRS		3101-3102	343,905.97	350,693.59	2.0%
PERS		3201-3202	66,196.79	84,011.90	26.9%
OASDI/Medicare/Alternative		3301-3302	54,025.92	52,658.45	-2.5%
Health and Welfare Benefits		3401-3402	267,216.07	306,746.56	14.8%
Unemployment Insurance		3501-3502	1,054.05	926.37	-12.1%
Workers' Compensation		3601-3602	31,065.46	25,200.30	-18.9%
OPEB, Allocated		3701-3702	0.00	0.00	0.0%
OPEB, Active Employees		3751-3752	84,574.35	79,776.62	-5.7%
Other Employee Benefits		3901-3902	0.00	0.00	0.0%
TOTAL, EMPLOYEE BENEFITS			848,038.61	900,013.79	6.1%
BOOKS AND SUPPLIES					
Approved Textbooks and Core Curricula Materials		4100	16,004.00	17,480.00	9.2%
Books and Other Reference Materials		4200	0.00	0.00	0.0%
Materials and Supplies		4300	107,243.16	29,728.57	-72.3%
Noncapitalized Equipment		4400	220,258.66	0.00	-100.0%
Food		4700	0.00	0.00	0.0%
TOTAL, BOOKS AND SUPPLIES			343,505.82	47,208.57	-86.3%

Description	Resource Codes	Object Codes	2017-18 Estimated Actuals	2018-19 Budget	Percent Difference
SERVICES AND OTHER OPERATING EXPENDITURES					
Subagreements for Services		5100	29,733.94	29,733.94	0.0%
Travel and Conferences		5200	4,900.00	4,400.00	-10.2%
Dues and Memberships		5300	520.00	520.00	0.0%
Insurance		5400-5450	0.00	0.00	0.0%
Operations and Housekeeping Services		5500	0.00	0.00	0.0%
Rentals, Leases, Repairs, and Noncapitalized Improvements		5600	10,600.00	1,900.00	-82.1%
Transfers of Direct Costs		5710	0.00	0.00	0.0%
Transfers of Direct Costs - Interfund		5750	8,743.01	40.00	-99.5%
Professional/Consulting Services and Operating Expenditures		5800	95,038.44	72,172.52	-24.1%
Communications		5900	0.00	0.00	0.0%
TOTAL, SERVICES AND OTHER OPERATING EXPENDITURES			149,535.39	108,766.46	-27.3%
CAPITAL OUTLAY					
Land		6100	0.00	0.00	0.0%
Land Improvements		6170	0.00	0.00	0.0%
Buildings and Improvements of Buildings		6200	0.00	0.00	0.0%
Books and Media for New School Libraries or Major Expansion of School Libraries		6300	0.00	0.00	0.0%
Equipment		6400	0.00	0.00	0.0%
Equipment Replacement		6500	0.00	0.00	0.0%
TOTAL, CAPITAL OUTLAY			0.00	0.00	0.0%

Description	Resource Codes	Object Codes	2017-18 Estimated Actuals	2018-19 Budget	Percent Difference
OTHER OUTGO (excluding Transfers of Indirect Costs)					
Tuition					
Tuition for Instruction Under Interdistrict Attendance Agreements		7110	0.00	0.00	0.0%
Tuition, Excess Costs, and/or Deficit Payments Payments to Districts or Charter Schools		7141	0.00	0.00	0.0%
Payments to County Offices		7142	0.00	0.00	0.0%
Payments to JPAs		7143	0.00	0.00	0.0%
Other Transfers Out					
All Other Transfers		7281-7283	0.00	0.00	0.0%
All Other Transfers Out to All Others		7299	0.00	0.00	0.0%
Debt Service					
Debt Service - Interest		7438	0.00	0.00	0.0%
Other Debt Service - Principal		7439	0.00	0.00	0.0%
TOTAL, OTHER OUTGO (excluding Transfers of Indirect Costs)			0.00	0.00	0.0%
OTHER OUTGO - TRANSFERS OF INDIRECT COSTS					
Transfers of Indirect Costs		7310	0.00	0.00	0.0%
Transfers of Indirect Costs - Interfund		7350	259,135.15	6,622.19	-97.4%
TOTAL, OTHER OUTGO - TRANSFERS OF INDIRECT COSTS			259,135.15	6,622.19	-97.4%
TOTAL, EXPENDITURES			3,688,918.58	2,935,980.84	-20.4%

Description	Resource Codes	Object Codes	2017-18 Estimated Actuals	2018-19 Budget	Percent Difference
INTERFUND TRANSFERS					
INTERFUND TRANSFERS IN					
Other Authorized Interfund Transfers In		8919	468,026.59	253,279.00	-45.9%
(a) TOTAL, INTERFUND TRANSFERS IN			468,026.59	253,279.00	-45.9%
INTERFUND TRANSFERS OUT					
Other Authorized Interfund Transfers Out		7619	0.00	0.00	0.0%
(b) TOTAL, INTERFUND TRANSFERS OUT			0.00	0.00	0.0%
OTHER SOURCES/USES					
SOURCES					
Other Sources					
Transfers from Funds of Lapsed/Reorganized LEAs		8965	0.00	0.00	0.0%
Long-Term Debt Proceeds					
Proceeds from Capital Leases		8972	0.00	0.00	0.0%
All Other Financing Sources		8979	0.00	0.00	0.0%
(c) TOTAL, SOURCES			0.00	0.00	0.0%
USES					
Transfers of Funds from Lapsed/Reorganized LEAs		7651	0.00	0.00	0.0%
All Other Financing Uses		7699	0.00	0.00	0.0%
(d) TOTAL, USES			0.00	0.00	0.0%
CONTRIBUTIONS					
Contributions from Unrestricted Revenues		8980	0.00	0.00	0.0%
Contributions from Restricted Revenues		8990	0.00	0.00	0.0%
(e) TOTAL, CONTRIBUTIONS			0.00	0.00	0.0%
TOTAL, OTHER FINANCING SOURCES/USES (a - b + c - d + e)					
			468,026.59	253,279.00	-45.9%

Description	Function Codes	Object Codes	2017-18 Estimated Actuals	2018-19 Budget	Percent Difference
A. REVENUES					
1) LCFF Sources		8010-8099	3,287,198.00	4,160,355.00	26.6%
2) Federal Revenue		8100-8299	98,851.00	64,598.30	-34.7%
3) Other State Revenue		8300-8599	392,315.54	476,811.00	21.5%
4) Other Local Revenue		8600-8799	10,000.00	0.00	-100.0%
5) TOTAL, REVENUES			3,788,364.54	4,701,764.30	24.1%
B. EXPENDITURES (Objects 1000-7999)					
1) Instruction	1000-1999		2,589,570.38	1,974,627.96	-23.7%
2) Instruction - Related Services	2000-2999		665,791.76	769,506.86	15.6%
3) Pupil Services	3000-3999		5,050.00	4,550.00	-9.9%
4) Ancillary Services	4000-4999		7,175.00	7,573.70	5.6%
5) Community Services	5000-5999		0.00	0.00	0.0%
6) Enterprise	6000-6999		0.00	0.00	0.0%
7) General Administration	7000-7999		259,735.15	7,022.19	-97.3%
8) Plant Services	8000-8999		161,596.29	172,700.13	6.9%
9) Other Outgo	9000-9999	Except 7600-7699	0.00	0.00	0.0%
10) TOTAL, EXPENDITURES			3,688,918.58	2,935,980.84	-20.4%
C. EXCESS (DEFICIENCY) OF REVENUES OVER EXPENDITURES BEFORE OTHER FINANCING SOURCES AND USES (A5 - B10)			99,445.96	1,765,783.46	1675.6%
D. OTHER FINANCING SOURCES/USES					
1) Interfund Transfers					
a) Transfers In		8900-8929	468,026.59	253,279.00	-45.9%
b) Transfers Out		7600-7629	0.00	0.00	0.0%
2) Other Sources/Uses					
a) Sources		8930-8979	0.00	0.00	0.0%
b) Uses		7630-7699	0.00	0.00	0.0%
3) Contributions		8980-8999	0.00	0.00	0.0%
4) TOTAL, OTHER FINANCING SOURCES/USES			468,026.59	253,279.00	-45.9%

Description	Function Codes	Object Codes	2017-18 Estimated Actuals	2018-19 Budget	Percent Difference
E. NET INCREASE (DECREASE) IN FUND BALANCE (C + D4)			567,472.55	2,019,062.46	255.8%
F. FUND BALANCE, RESERVES					
1) Beginning Fund Balance					
a) As of July 1 - Unaudited		9791	394,989.03	962,461.58	143.7%
b) Audit Adjustments		9793	0.00	0.00	0.0%
c) As of July 1 - Audited (F1a + F1b)			394,989.03	962,461.58	143.7%
d) Other Restatements		9795	0.00	0.00	0.0%
e) Adjusted Beginning Balance (F1c + F1d)			394,989.03	962,461.58	143.7%
2) Ending Balance, June 30 (E + F1e)			962,461.58	2,981,524.04	209.8%
Components of Ending Fund Balance					
a) Nonspendable					
Revolving Cash		9711	0.00	0.00	0.0%
Stores		9712	0.00	0.00	0.0%
Prepaid Items		9713	0.00	0.00	0.0%
All Others		9719	0.00	0.00	0.0%
b) Restricted			8,769.04	8,769.04	0.0%
c) Committed					
Stabilization Arrangements		9750	0.00	0.00	0.0%
Other Commitments (by Resource/Object)		9760	0.00	0.00	0.0%
d) Assigned					
Other Assignments (by Resource/Object)		9780	953,692.54	2,972,755.00	211.7%
e) Unassigned/Unappropriated					
Reserve for Economic Uncertainties		9789	0.00	0.00	0.0%
Unassigned/Unappropriated Amount		9790	0.00	0.00	0.0%

Resource	Description	2017-18 Estimated Actuals	2018-19 Budget
6300	Lottery: Instructional Materials	7,869.04	7,869.04
9010	Other Restricted Local	900.00	900.00
Total, Restricted Balance		8,769.04	8,769.04

Child Development Fund

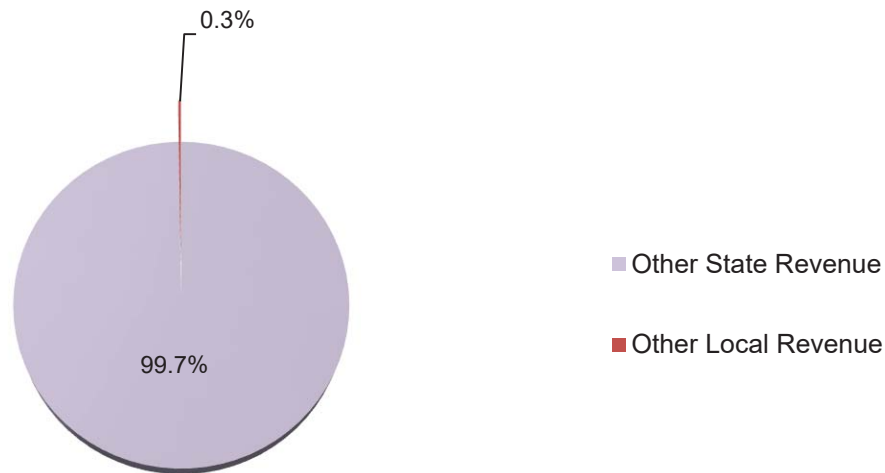


Artwork created by a Santa Ana Unified School District student from Madison Elementary School.

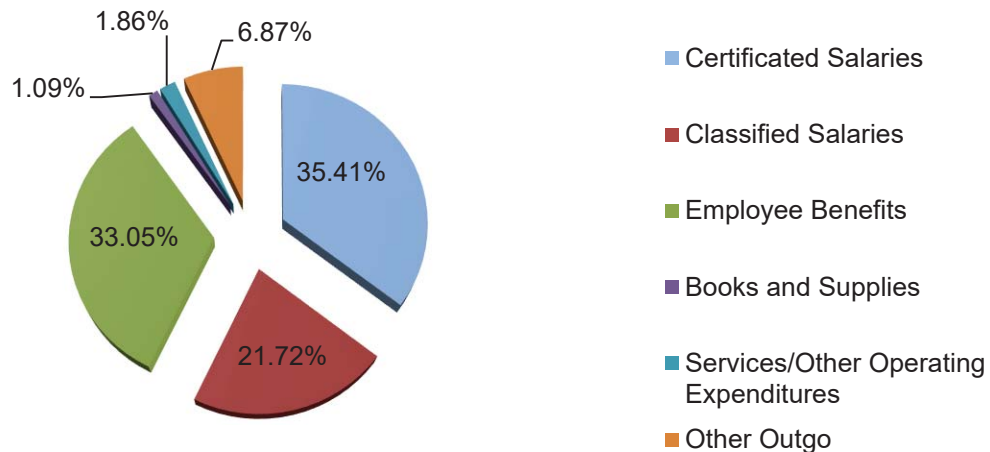
CHILD DEVELOPMENT FUND (12)



The Child Development Fund is a special reserve fund for the operations of child development programs. Total projected revenue is \$9.8 million.



The Child Development Fund is used to account for financial activities pertinent to state preschool programs. Employees' salaries and benefits represent the largest expenditure (90.2%). Total projected expenditures are \$9.8 million.



The District relies heavily on State revenue to run its daily operations in educating our preschool students.

The State Preschool Program allows the District to set aside a reserve amount of up to fifteen percent of the current year's California State Preschool Program (CSPP) contract. Of the fifteen percent set aside, ten percent is intended for the specific purpose of professional development for CSPP instructional staff. The District will spend any excess amount by June 30, 2019.

Description	Resource Codes	Object Codes	2017-18 Estimated Actuals	2018-19 Budget	Percent Difference
A. REVENUES					
1) LCFF Sources		8010-8099	0.00	0.00	0.0%
2) Federal Revenue		8100-8299	0.00	0.00	0.0%
3) Other State Revenue		8300-8599	7,288,661.33	9,801,975.38	34.5%
4) Other Local Revenue		8600-8799	31,352.00	25,000.00	-20.3%
5) TOTAL, REVENUES			7,320,013.33	9,826,975.38	34.2%
B. EXPENDITURES					
1) Certificated Salaries		1000-1999	2,586,834.77	3,470,684.90	34.2%
2) Classified Salaries		2000-2999	916,395.68	2,129,085.88	132.3%
3) Employee Benefits		3000-3999	1,859,762.16	3,239,865.26	74.2%
4) Books and Supplies		4000-4999	1,129,844.83	106,284.13	-90.6%
5) Services and Other Operating Expenditures		5000-5999	208,109.82	182,500.00	-12.3%
6) Capital Outlay		6000-6999	0.00	0.00	0.0%
7) Other Outgo (excluding Transfers of Indirect Costs)		7100-7299, 7400-7499	0.00	0.00	0.0%
8) Other Outgo - Transfers of Indirect Costs		7300-7399	600,091.72	673,555.21	12.2%
9) TOTAL, EXPENDITURES			7,301,038.98	9,801,975.38	34.3%
C. EXCESS (DEFICIENCY) OF REVENUES OVER EXPENDITURES BEFORE OTHER FINANCING SOURCES AND USES (A5 - B9)			18,974.35	25,000.00	31.8%
D. OTHER FINANCING SOURCES/USES					
1) Interfund Transfers					
a) Transfers In		8900-8929	0.00	0.00	0.0%
b) Transfers Out		7600-7629	0.00	0.00	0.0%
2) Other Sources/Uses					
a) Sources		8930-8979	0.00	0.00	0.0%
b) Uses		7630-7699	0.00	0.00	0.0%
3) Contributions		8980-8999	0.00	0.00	0.0%
4) TOTAL, OTHER FINANCING SOURCES/USES			0.00	0.00	0.0%

Description	Resource Codes	Object Codes	2017-18 Estimated Actuals	2018-19 Budget	Percent Difference
E. NET INCREASE (DECREASE) IN FUND BALANCE (C + D4)			18,974.35	25,000.00	31.8%
F. FUND BALANCE, RESERVES					
1) Beginning Fund Balance					
a) As of July 1 - Unaudited		9791	245,279.83	264,254.18	7.7%
b) Audit Adjustments		9793	0.00	0.00	0.0%
c) As of July 1 - Audited (F1a + F1b)			245,279.83	264,254.18	7.7%
d) Other Restatements		9795	0.00	0.00	0.0%
e) Adjusted Beginning Balance (F1c + F1d)			245,279.83	264,254.18	7.7%
2) Ending Balance, June 30 (E + F1e)			264,254.18	289,254.18	9.5%
Components of Ending Fund Balance					
a) Nonspendable					
Revolving Cash		9711	0.00	0.00	0.0%
Stores		9712	0.00	0.00	0.0%
Prepaid Items		9713	0.00	0.00	0.0%
All Others		9719	0.00	0.00	0.0%
b) Restricted			264,254.18	289,254.18	9.5%
c) Committed					
Stabilization Arrangements		9750	0.00	0.00	0.0%
Other Commitments		9760	0.00	0.00	0.0%
d) Assigned					
Other Assignments		9780	0.00	0.00	0.0%
e) Unassigned/Unappropriated					
Reserve for Economic Uncertainties		9789	0.00	0.00	0.0%
Unassigned/Unappropriated Amount		9790	0.00	0.00	0.0%

Description	Resource Codes	Object Codes	2017-18 Estimated Actuals	2018-19 Budget	Percent Difference
G. ASSETS					
1) Cash					
a) in County Treasury		9110	0.00		
1) Fair Value Adjustment to Cash in County Treasury		9111	0.00		
b) in Banks		9120	0.00		
c) in Revolving Cash Account		9130	0.00		
d) with Fiscal Agent/Trustee		9135	0.00		
e) Collections Awaiting Deposit		9140	0.00		
2) Investments		9150	0.00		
3) Accounts Receivable		9200	0.00		
4) Due from Grantor Government		9290	0.00		
5) Due from Other Funds		9310	0.00		
6) Stores		9320	0.00		
7) Prepaid Expenditures		9330	0.00		
8) Other Current Assets		9340	0.00		
9) TOTAL, ASSETS			0.00		
H. DEFERRED OUTFLOWS OF RESOURCES					
1) Deferred Outflows of Resources		9490	0.00		
2) TOTAL, DEFERRED OUTFLOWS			0.00		
I. LIABILITIES					
1) Accounts Payable		9500	0.00		
2) Due to Grantor Governments		9590	0.00		
3) Due to Other Funds		9610	0.00		
4) Current Loans		9640			
5) Unearned Revenue		9650	0.00		
6) TOTAL, LIABILITIES			0.00		
J. DEFERRED INFLOWS OF RESOURCES					
1) Deferred Inflows of Resources		9690	0.00		
2) TOTAL, DEFERRED INFLOWS			0.00		
K. FUND EQUITY					
Ending Fund Balance, June 30 (G9 + H2) - (I6 + J2)			0.00		

Description	Resource Codes	Object Codes	2017-18 Estimated Actuals	2018-19 Budget	Percent Difference
FEDERAL REVENUE					
Child Nutrition Programs		8220	0.00	0.00	0.0%
Interagency Contracts Between LEAs		8285	0.00	0.00	0.0%
Title I, Part A, Basic	3010	8290	0.00	0.00	0.0%
All Other Federal Revenue	All Other	8290	0.00	0.00	0.0%
TOTAL, FEDERAL REVENUE			0.00	0.00	0.0%
OTHER STATE REVENUE					
Child Nutrition Programs		8520	0.00	0.00	0.0%
Child Development Apportionments		8530	0.00	0.00	0.0%
Pass-Through Revenues from State Sources		8587	0.00	0.00	0.0%
State Preschool	6105	8590	6,530,161.10	9,378,123.00	43.6%
All Other State Revenue	All Other	8590	758,500.23	423,852.38	-44.1%
TOTAL, OTHER STATE REVENUE			7,288,661.33	9,801,975.38	34.5%
OTHER LOCAL REVENUE					
Other Local Revenue					
Sales					
Sale of Equipment/Supplies		8631	0.00	0.00	0.0%
Food Service Sales		8634	0.00	0.00	0.0%
Interest		8660	19,000.00	25,000.00	31.6%
Net Increase (Decrease) in the Fair Value of Investments		8662	0.00	0.00	0.0%
Fees and Contracts					
Child Development Parent Fees		8673	12,352.00	0.00	-100.0%
Interagency Services		8677	0.00	0.00	0.0%
All Other Fees and Contracts		8689	0.00	0.00	0.0%
Other Local Revenue					
All Other Local Revenue		8699	0.00	0.00	0.0%
All Other Transfers In from All Others		8799	0.00	0.00	0.0%
TOTAL, OTHER LOCAL REVENUE			31,352.00	25,000.00	-20.3%
TOTAL, REVENUES			7,320,013.33	9,826,975.38	34.2%

Description	Resource Codes	Object Codes	2017-18 Estimated Actuals	2018-19 Budget	Percent Difference
CERTIFICATED SALARIES					
Certificated Teachers' Salaries		1100	2,324,946.13	3,177,720.05	36.7%
Certificated Pupil Support Salaries		1200	62,550.80	83,456.57	33.4%
Certificated Supervisors' and Administrators' Salaries		1300	80,444.75	84,713.60	5.3%
Other Certificated Salaries		1900	118,893.09	124,794.68	5.0%
TOTAL, CERTIFICATED SALARIES			2,586,834.77	3,470,684.90	34.2%
CLASSIFIED SALARIES					
Classified Instructional Salaries		2100	434,541.72	1,551,915.45	257.1%
Classified Support Salaries		2200	32,200.19	39,884.02	23.9%
Classified Supervisors' and Administrators' Salaries		2300	106,545.72	173,534.20	62.9%
Clerical, Technical and Office Salaries		2400	164,608.56	175,535.56	6.6%
Other Classified Salaries		2900	178,499.49	188,216.65	5.4%
TOTAL, CLASSIFIED SALARIES			916,395.68	2,129,085.88	132.3%
EMPLOYEE BENEFITS					
STRS		3101-3102	497,986.97	749,863.59	50.6%
PERS		3201-3202	194,845.60	462,877.14	137.6%
OASDI/Medicare/Alternative		3301-3302	129,977.37	245,181.40	88.6%
Health and Welfare Benefits		3401-3402	852,543.90	1,465,100.57	71.9%
Unemployment Insurance		3501-3502	1,714.65	2,799.89	63.3%
Workers' Compensation		3601-3602	47,630.04	77,651.89	63.0%
OPEB, Allocated		3701-3702	0.00	0.00	0.0%
OPEB, Active Employees		3751-3752	135,063.63	236,390.78	75.0%
Other Employee Benefits		3901-3902	0.00	0.00	0.0%
TOTAL, EMPLOYEE BENEFITS			1,859,762.16	3,239,865.26	74.2%
BOOKS AND SUPPLIES					
Approved Textbooks and Core Curricula Materials		4100	0.00	0.00	0.0%
Books and Other Reference Materials		4200	0.00	0.00	0.0%
Materials and Supplies		4300	972,401.30	91,284.13	-90.6%
Noncapitalized Equipment		4400	157,443.53	15,000.00	-90.5%
Food		4700	0.00	0.00	0.0%
TOTAL, BOOKS AND SUPPLIES			1,129,844.83	106,284.13	-90.6%

Description	Resource Codes	Object Codes	2017-18 Estimated Actuals	2018-19 Budget	Percent Difference
SERVICES AND OTHER OPERATING EXPENDITURES					
Subagreements for Services		5100	277.73	300.00	8.0%
Travel and Conferences		5200	26,131.33	27,900.00	6.8%
Dues and Memberships		5300	0.00	1,500.00	New
Insurance		5400-5450	0.00	0.00	0.0%
Operations and Housekeeping Services		5500	0.00	0.00	0.0%
Rentals, Leases, Repairs, and Noncapitalized Improvements		5600	3,284.47	3,000.00	-8.7%
Transfers of Direct Costs		5710	0.00	0.00	0.0%
Transfers of Direct Costs - Interfund		5750	4,852.53	4,700.00	-3.1%
Professional/Consulting Services and Operating Expenditures		5800	172,765.74	144,600.00	-16.3%
Communications		5900	798.02	500.00	-37.3%
TOTAL, SERVICES AND OTHER OPERATING EXPENDITURES			208,109.82	182,500.00	-12.3%
CAPITAL OUTLAY					
Land		6100	0.00	0.00	0.0%
Land Improvements		6170	0.00	0.00	0.0%
Buildings and Improvements of Buildings		6200	0.00	0.00	0.0%
Equipment		6400	0.00	0.00	0.0%
Equipment Replacement		6500	0.00	0.00	0.0%
TOTAL, CAPITAL OUTLAY			0.00	0.00	0.0%
OTHER OUTGO (excluding Transfers of Indirect Costs)					
Other Transfers Out					
All Other Transfers Out to All Others		7299	0.00	0.00	0.0%
Debt Service					
Debt Service - Interest		7438	0.00	0.00	0.0%
Other Debt Service - Principal		7439	0.00	0.00	0.0%
TOTAL, OTHER OUTGO (excluding Transfers of Indirect Costs)			0.00	0.00	0.0%
OTHER OUTGO - TRANSFERS OF INDIRECT COSTS					
Transfers of Indirect Costs - Interfund		7350	600,091.72	673,555.21	12.2%
TOTAL, OTHER OUTGO - TRANSFERS OF INDIRECT COSTS			600,091.72	673,555.21	12.2%
TOTAL, EXPENDITURES			7,301,038.98	9,801,975.38	34.3%

Description	Resource Codes	Object Codes	2017-18 Estimated Actuals	2018-19 Budget	Percent Difference
INTERFUND TRANSFERS					
INTERFUND TRANSFERS IN					
From: General Fund		8911	0.00	0.00	0.0%
Other Authorized Interfund Transfers In		8919	0.00	0.00	0.0%
(a) TOTAL, INTERFUND TRANSFERS IN			0.00	0.00	0.0%
INTERFUND TRANSFERS OUT					
Other Authorized Interfund Transfers Out		7619	0.00	0.00	0.0%
(b) TOTAL, INTERFUND TRANSFERS OUT			0.00	0.00	0.0%
OTHER SOURCES/USES					
SOURCES					
Other Sources					
Transfers from Funds of Lapsed/Reorganized LEAs		8965	0.00	0.00	0.0%
Long-Term Debt Proceeds					
Proceeds from Certificates of Participation		8971	0.00	0.00	0.0%
Proceeds from Capital Leases		8972	0.00	0.00	0.0%
All Other Financing Sources		8979	0.00	0.00	0.0%
(c) TOTAL, SOURCES			0.00	0.00	0.0%
USES					
Transfers of Funds from Lapsed/Reorganized LEAs		7651	0.00	0.00	0.0%
All Other Financing Uses		7699	0.00	0.00	0.0%
(d) TOTAL, USES			0.00	0.00	0.0%
CONTRIBUTIONS					
Contributions from Unrestricted Revenues		8980	0.00	0.00	0.0%
Contributions from Restricted Revenues		8990	0.00	0.00	0.0%
(e) TOTAL, CONTRIBUTIONS			0.00	0.00	0.0%
TOTAL, OTHER FINANCING SOURCES/USES (a - b + c - d + e)			0.00	0.00	0.0%

Description	Function Codes	Object Codes	2017-18 Estimated Actuals	2018-19 Budget	Percent Difference
A. REVENUES					
1) LCFF Sources		8010-8099	0.00	0.00	0.0%
2) Federal Revenue		8100-8299	0.00	0.00	0.0%
3) Other State Revenue		8300-8599	7,288,661.33	9,801,975.38	34.5%
4) Other Local Revenue		8600-8799	31,352.00	25,000.00	-20.3%
5) TOTAL, REVENUES			7,320,013.33	9,826,975.38	34.2%
B. EXPENDITURES (Objects 1000-7999)					
1) Instruction	1000-1999		5,529,611.32	7,769,337.46	40.5%
2) Instruction - Related Services	2000-2999		761,986.46	883,517.48	15.9%
3) Pupil Services	3000-3999		407,676.19	475,065.23	16.5%
4) Ancillary Services	4000-4999		0.00	0.00	0.0%
5) Community Services	5000-5999		0.00	0.00	0.0%
6) Enterprise	6000-6999		0.00	0.00	0.0%
7) General Administration	7000-7999		600,091.72	673,555.21	12.2%
8) Plant Services	8000-8999		1,673.29	500.00	-70.1%
9) Other Outgo	9000-9999	Except 7600-7699	0.00	0.00	0.0%
10) TOTAL, EXPENDITURES			7,301,038.98	9,801,975.38	34.3%
C. EXCESS (DEFICIENCY) OF REVENUES OVER EXPENDITURES BEFORE OTHER FINANCING SOURCES AND USES (A5 - B10)			18,974.35	25,000.00	31.8%
D. OTHER FINANCING SOURCES/USES					
1) Interfund Transfers					
a) Transfers In		8900-8929	0.00	0.00	0.0%
b) Transfers Out		7600-7629	0.00	0.00	0.0%
2) Other Sources/Uses					
a) Sources		8930-8979	0.00	0.00	0.0%
b) Uses		7630-7699	0.00	0.00	0.0%
3) Contributions		8980-8999	0.00	0.00	0.0%
4) TOTAL, OTHER FINANCING SOURCES/USES			0.00	0.00	0.0%

Description	Function Codes	Object Codes	2017-18 Estimated Actuals	2018-19 Budget	Percent Difference
E. NET INCREASE (DECREASE) IN FUND BALANCE (C + D4)			18,974.35	25,000.00	31.8%
F. FUND BALANCE, RESERVES					
1) Beginning Fund Balance					
a) As of July 1 - Unaudited		9791	245,279.83	264,254.18	7.7%
b) Audit Adjustments		9793	0.00	0.00	0.0%
c) As of July 1 - Audited (F1a + F1b)			245,279.83	264,254.18	7.7%
d) Other Restatements		9795	0.00	0.00	0.0%
e) Adjusted Beginning Balance (F1c + F1d)			245,279.83	264,254.18	7.7%
2) Ending Balance, June 30 (E + F1e)			264,254.18	289,254.18	9.5%
Components of Ending Fund Balance					
a) Nonspendable					
Revolving Cash		9711	0.00	0.00	0.0%
Stores		9712	0.00	0.00	0.0%
Prepaid Items		9713	0.00	0.00	0.0%
All Others		9719	0.00	0.00	0.0%
b) Restricted			264,254.18	289,254.18	9.5%
c) Committed					
Stabilization Arrangements		9750	0.00	0.00	0.0%
Other Commitments (by Resource/Object)		9760	0.00	0.00	0.0%
d) Assigned					
Other Assignments (by Resource/Object)		9780	0.00	0.00	0.0%
e) Unassigned/Unappropriated					
Reserve for Economic Uncertainties		9789	0.00	0.00	0.0%
Unassigned/Unappropriated Amount		9790	0.00	0.00	0.0%

Resource	Description	2017-18 Estimated Actuals	2018-19 Budget
6130	Child Development: Center-Based Reserve Account	264,254.18	289,254.18
Total, Restricted Balance		264,254.18	289,254.18

Cafeteria Special Revenue Fund

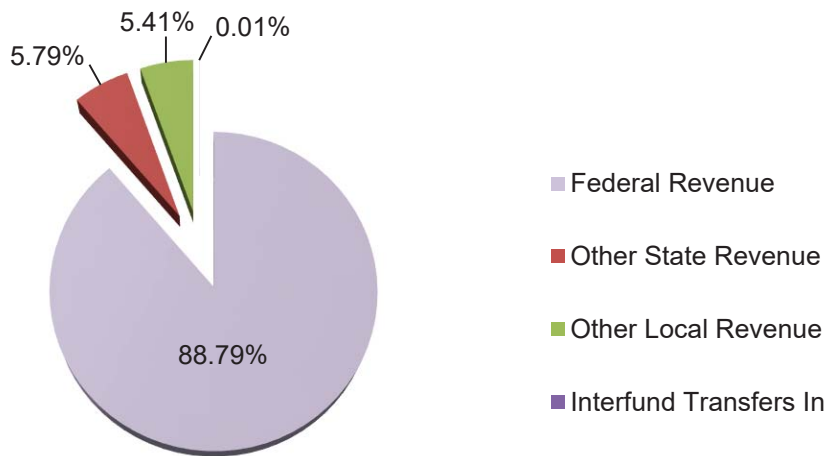


Artwork created by a Santa Ana Unified School District student from Madison Elementary School.

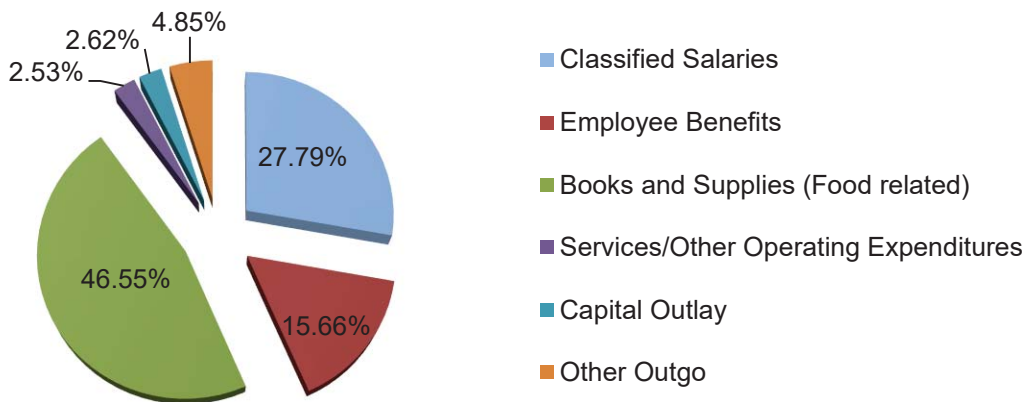
Cafeteria Special Revenue Fund (13)



The Cafeteria Special Revenue Fund is a special reserve fund for the operation and improvement of food service programs. The largest revenues come from Federal reimbursement process (88.79%). Total projected revenue is \$41.7 million.



The Cafeteria Special Revenue Fund is used to account for financial activities pertinent to food service programs. Books and Supplies (food related) represent the largest expenditures (46.55%). Total projected expenditures are \$44.0 million.



The District relies heavily on Federal revenue to run its daily operations in feeding our students. The District projects to spend approximately \$2.3 million more than its anticipated revenue by June 30, 2019 (or later) in conformance with the Budget Agreement with the California Department of Education.

Description	Resource Codes	Object Codes	2017-18 Estimated Actuals	2018-19 Budget	Percent Difference
A. REVENUES					
1) LCFF Sources		8010-8099	0.00	0.00	0.0%
2) Federal Revenue		8100-8299	37,507,050.00	37,024,800.00	-1.3%
3) Other State Revenue		8300-8599	2,418,500.00	2,413,600.00	-0.2%
4) Other Local Revenue		8600-8799	2,443,000.00	2,257,000.00	-7.6%
5) TOTAL, REVENUES			42,368,550.00	41,695,400.00	-1.6%
B. EXPENDITURES					
1) Certificated Salaries		1000-1999	0.00	0.00	0.0%
2) Classified Salaries		2000-2999	11,482,433.00	12,216,031.00	6.4%
3) Employee Benefits		3000-3999	6,490,780.00	6,884,520.00	6.1%
4) Books and Supplies		4000-4999	22,102,765.55	20,460,400.00	-7.4%
5) Services and Other Operating Expenditures		5000-5999	947,309.97	1,111,700.00	17.4%
6) Capital Outlay		6000-6999	2,608,375.31	1,150,000.00	-55.9%
7) Other Outgo (excluding Transfers of Indirect Costs)		7100-7299, 7400-7499	0.00	0.00	0.0%
8) Other Outgo - Transfers of Indirect Costs		7300-7399	2,153,196.84	2,132,426.87	-1.0%
9) TOTAL, EXPENDITURES			45,784,860.67	43,955,077.87	-4.0%
C. EXCESS (DEFICIENCY) OF REVENUES OVER EXPENDITURES BEFORE OTHER FINANCING SOURCES AND USES (A5 - B9)			(3,416,310.67)	(2,259,677.87)	-33.9%
D. OTHER FINANCING SOURCES/USES					
1) Interfund Transfers					
a) Transfers In		8900-8929	0.00	6,000.00	New
b) Transfers Out		7600-7629	0.00	0.00	0.0%
2) Other Sources/Uses					
a) Sources		8930-8979	0.00	0.00	0.0%
b) Uses		7630-7699	0.00	0.00	0.0%
3) Contributions		8980-8999	0.00	0.00	0.0%
4) TOTAL, OTHER FINANCING SOURCES/USES			0.00	6,000.00	New

Description	Resource Codes	Object Codes	2017-18 Estimated Actuals	2018-19 Budget	Percent Difference
E. NET INCREASE (DECREASE) IN FUND BALANCE (C + D4)			(3,416,310.67)	(2,253,677.87)	-34.0%
F. FUND BALANCE, RESERVES					
1) Beginning Fund Balance					
a) As of July 1 - Unaudited		9791	24,039,393.90	20,623,083.23	-14.2%
b) Audit Adjustments		9793	0.00	0.00	0.0%
c) As of July 1 - Audited (F1a + F1b)			24,039,393.90	20,623,083.23	-14.2%
d) Other Restatements		9795	0.00	0.00	0.0%
e) Adjusted Beginning Balance (F1c + F1d)			24,039,393.90	20,623,083.23	-14.2%
2) Ending Balance, June 30 (E + F1e)			20,623,083.23	18,369,405.36	-10.9%
Components of Ending Fund Balance					
a) Nonspendable					
Revolving Cash		9711	0.00	0.00	0.0%
Stores		9712	0.00	0.00	0.0%
Prepaid Items		9713	0.00	0.00	0.0%
All Others		9719	0.00	0.00	0.0%
b) Restricted			20,623,083.23	18,369,405.36	-10.9%
c) Committed					
Stabilization Arrangements		9750	0.00	0.00	0.0%
Other Commitments		9760	0.00	0.00	0.0%
d) Assigned					
Other Assignments		9780	0.00	0.00	0.0%
e) Unassigned/Unappropriated					
Reserve for Economic Uncertainties		9789	0.00	0.00	0.0%
Unassigned/Unappropriated Amount		9790	0.00	0.00	0.0%

Description	Resource Codes	Object Codes	2017-18 Estimated Actuals	2018-19 Budget	Percent Difference
G. ASSETS					
1) Cash					
a) in County Treasury		9110	0.00		
1) Fair Value Adjustment to Cash in County Treasury		9111	0.00		
b) in Banks		9120	0.00		
c) in Revolving Cash Account		9130	0.00		
d) with Fiscal Agent/Trustee		9135	0.00		
e) Collections Awaiting Deposit		9140	0.00		
2) Investments		9150	0.00		
3) Accounts Receivable		9200	0.00		
4) Due from Grantor Government		9290	0.00		
5) Due from Other Funds		9310	0.00		
6) Stores		9320	0.00		
7) Prepaid Expenditures		9330	0.00		
8) Other Current Assets		9340	0.00		
9) TOTAL, ASSETS			0.00		
H. DEFERRED OUTFLOWS OF RESOURCES					
1) Deferred Outflows of Resources		9490	0.00		
2) TOTAL, DEFERRED OUTFLOWS			0.00		
I. LIABILITIES					
1) Accounts Payable		9500	0.00		
2) Due to Grantor Governments		9590	0.00		
3) Due to Other Funds		9610	0.00		
4) Current Loans		9640			
5) Unearned Revenue		9650	0.00		
6) TOTAL, LIABILITIES			0.00		
J. DEFERRED INFLOWS OF RESOURCES					
1) Deferred Inflows of Resources		9690	0.00		
2) TOTAL, DEFERRED INFLOWS			0.00		
K. FUND EQUITY					
Ending Fund Balance, June 30 (G9 + H2) - (I6 + J2)			0.00		

Description	Resource Codes	Object Codes	2017-18 Estimated Actuals	2018-19 Budget	Percent Difference
FEDERAL REVENUE					
Child Nutrition Programs		8220	34,607,050.00	34,459,500.00	-0.4%
Donated Food Commodities		8221	2,900,000.00	2,565,300.00	-11.5%
All Other Federal Revenue		8290	0.00	0.00	0.0%
TOTAL, FEDERAL REVENUE			37,507,050.00	37,024,800.00	-1.3%
OTHER STATE REVENUE					
Child Nutrition Programs		8520	2,418,500.00	2,413,600.00	-0.2%
All Other State Revenue		8590	0.00	0.00	0.0%
TOTAL, OTHER STATE REVENUE			2,418,500.00	2,413,600.00	-0.2%
OTHER LOCAL REVENUE					
Other Local Revenue					
Sales					
Sale of Equipment/Supplies		8631	34,000.00	20,000.00	-41.2%
Food Service Sales		8634	881,600.00	867,000.00	-1.7%
Leases and Rentals		8650	0.00	0.00	0.0%
Interest		8660	220,000.00	170,000.00	-22.7%
Net Increase (Decrease) in the Fair Value of Investments		8662	0.00	0.00	0.0%
Fees and Contracts					
Interagency Services		8677	0.00	0.00	0.0%
Other Local Revenue					
All Other Local Revenue		8699	1,307,400.00	1,200,000.00	-8.2%
TOTAL, OTHER LOCAL REVENUE			2,443,000.00	2,257,000.00	-7.6%
TOTAL, REVENUES			42,368,550.00	41,695,400.00	-1.6%

Description	Resource Codes	Object Codes	2017-18 Estimated Actuals	2018-19 Budget	Percent Difference
CERTIFICATED SALARIES					
Certificated Supervisors' and Administrators' Salaries		1300	0.00	0.00	0.0%
Other Certificated Salaries		1900	0.00	0.00	0.0%
TOTAL, CERTIFICATED SALARIES			0.00	0.00	0.0%
CLASSIFIED SALARIES					
Classified Support Salaries		2200	9,148,103.00	9,882,060.00	8.0%
Classified Supervisors' and Administrators' Salaries		2300	2,328,330.00	2,331,471.00	0.1%
Clerical, Technical and Office Salaries		2400	6,000.00	2,500.00	-58.3%
Other Classified Salaries		2900	0.00	0.00	0.0%
TOTAL, CLASSIFIED SALARIES			11,482,433.00	12,216,031.00	6.4%
EMPLOYEE BENEFITS					
STRS		3101-3102	0.00	0.00	0.0%
PERS		3201-3202	1,759,800.00	1,950,605.00	10.8%
OASDI/Medicare/Alternative		3301-3302	883,900.00	870,230.00	-1.5%
Health and Welfare Benefits		3401-3402	3,171,000.00	3,409,265.00	7.5%
Unemployment Insurance		3501-3502	6,480.00	6,115.00	-5.6%
Workers' Compensation		3601-3602	180,100.00	166,155.00	-7.7%
OPEB, Allocated		3701-3702	0.00	0.00	0.0%
OPEB, Active Employees		3751-3752	489,500.00	482,150.00	-1.5%
Other Employee Benefits		3901-3902	0.00	0.00	0.0%
TOTAL, EMPLOYEE BENEFITS			6,490,780.00	6,884,520.00	6.1%
BOOKS AND SUPPLIES					
Books and Other Reference Materials		4200	0.00	0.00	0.0%
Materials and Supplies		4300	644,172.63	461,100.00	-28.4%
Noncapitalized Equipment		4400	453,592.92	340,000.00	-25.0%
Food		4700	21,005,000.00	19,659,300.00	-6.4%
TOTAL, BOOKS AND SUPPLIES			22,102,765.55	20,460,400.00	-7.4%

Description	Resource Codes	Object Codes	2017-18 Estimated Actuals	2018-19 Budget	Percent Difference
SERVICES AND OTHER OPERATING EXPENDITURES					
Subagreements for Services		5100	10,015.00	55,000.00	449.2%
Travel and Conferences		5200	12,301.00	12,500.00	1.6%
Dues and Memberships		5300	4,386.00	5,000.00	14.0%
Insurance		5400-5450	0.00	0.00	0.0%
Operations and Housekeeping Services		5500	227,000.00	245,000.00	7.9%
Rentals, Leases, Repairs, and Noncapitalized Improvements		5600	456,959.97	656,000.00	43.6%
Transfers of Direct Costs		5710	0.00	0.00	0.0%
Transfers of Direct Costs - Interfund		5750	33,503.00	37,000.00	10.4%
Professional/Consulting Services and Operating Expenditures		5800	202,845.00	100,700.00	-50.4%
Communications		5900	300.00	500.00	66.7%
TOTAL, SERVICES AND OTHER OPERATING EXPENDITURES			947,309.97	1,111,700.00	17.4%
CAPITAL OUTLAY					
Buildings and Improvements of Buildings		6200	420,899.39	500,000.00	18.8%
Equipment		6400	2,187,475.92	650,000.00	-70.3%
Equipment Replacement		6500	0.00	0.00	0.0%
TOTAL, CAPITAL OUTLAY			2,608,375.31	1,150,000.00	-55.9%
OTHER OUTGO (excluding Transfers of Indirect Costs)					
Debt Service					
Debt Service - Interest		7438	0.00	0.00	0.0%
Other Debt Service - Principal		7439	0.00	0.00	0.0%
TOTAL, OTHER OUTGO (excluding Transfers of Indirect Costs)			0.00	0.00	0.0%
OTHER OUTGO - TRANSFERS OF INDIRECT COSTS					
Transfers of Indirect Costs - Interfund		7350	2,153,196.84	2,132,426.87	-1.0%
TOTAL, OTHER OUTGO - TRANSFERS OF INDIRECT COSTS			2,153,196.84	2,132,426.87	-1.0%
TOTAL, EXPENDITURES			45,784,860.67	43,955,077.87	-4.0%

Description	Resource Codes	Object Codes	2017-18 Estimated Actuals	2018-19 Budget	Percent Difference
INTERFUND TRANSFERS					
INTERFUND TRANSFERS IN					
From: General Fund		8916	0.00	6,000.00	New
Other Authorized Interfund Transfers In		8919	0.00	0.00	0.0%
(a) TOTAL, INTERFUND TRANSFERS IN			0.00	6,000.00	New
INTERFUND TRANSFERS OUT					
Other Authorized Interfund Transfers Out		7619	0.00	0.00	0.0%
(b) TOTAL, INTERFUND TRANSFERS OUT			0.00	0.00	0.0%
OTHER SOURCES/USES					
SOURCES					
Other Sources					
Transfers from Funds of Lapsed/Reorganized LEAs		8965	0.00	0.00	0.0%
Long-Term Debt Proceeds					
Proceeds from Capital Leases		8972	0.00	0.00	0.0%
All Other Financing Sources		8979	0.00	0.00	0.0%
(c) TOTAL, SOURCES			0.00	0.00	0.0%
USES					
Transfers of Funds from Lapsed/Reorganized LEAs		7651	0.00	0.00	0.0%
All Other Financing Uses		7699	0.00	0.00	0.0%
(d) TOTAL, USES			0.00	0.00	0.0%
CONTRIBUTIONS					
Contributions from Unrestricted Revenues		8980	0.00	0.00	0.0%
Contributions from Restricted Revenues		8990	0.00	0.00	0.0%
(e) TOTAL, CONTRIBUTIONS			0.00	0.00	0.0%
TOTAL, OTHER FINANCING SOURCES/USES (a - b + c - d + e)			0.00	6,000.00	New

Description	Function Codes	Object Codes	2017-18 Estimated Actuals	2018-19 Budget	Percent Difference
A. REVENUES					
1) LCFF Sources		8010-8099	0.00	0.00	0.0%
2) Federal Revenue		8100-8299	37,507,050.00	37,024,800.00	-1.3%
3) Other State Revenue		8300-8599	2,418,500.00	2,413,600.00	-0.2%
4) Other Local Revenue		8600-8799	2,443,000.00	2,257,000.00	-7.6%
5) TOTAL, REVENUES			42,368,550.00	41,695,400.00	-1.6%
B. EXPENDITURES (Objects 1000-7999)					
1) Instruction	1000-1999		0.00	0.00	0.0%
2) Instruction - Related Services	2000-2999		0.00	0.00	0.0%
3) Pupil Services	3000-3999		42,716,224.44	40,830,265.00	-4.4%
4) Ancillary Services	4000-4999		0.00	0.00	0.0%
5) Community Services	5000-5999		0.00	0.00	0.0%
6) Enterprise	6000-6999		267,055.00	247,386.00	-7.4%
7) General Administration	7000-7999		2,153,196.84	2,132,426.87	-1.0%
8) Plant Services	8000-8999		648,384.39	745,000.00	14.9%
9) Other Outgo	9000-9999	Except 7600-7699	0.00	0.00	0.0%
10) TOTAL, EXPENDITURES			45,784,860.67	43,955,077.87	-4.0%
C. EXCESS (DEFICIENCY) OF REVENUES OVER EXPENDITURES BEFORE OTHER FINANCING SOURCES AND USES (A5 - B10)			(3,416,310.67)	(2,259,677.87)	-33.9%
D. OTHER FINANCING SOURCES/USES					
1) Interfund Transfers					
a) Transfers In		8900-8929	0.00	6,000.00	New
b) Transfers Out		7600-7629	0.00	0.00	0.0%
2) Other Sources/Uses					
a) Sources		8930-8979	0.00	0.00	0.0%
b) Uses		7630-7699	0.00	0.00	0.0%
3) Contributions		8980-8999	0.00	0.00	0.0%
4) TOTAL, OTHER FINANCING SOURCES/USES			0.00	6,000.00	New

Description	Function Codes	Object Codes	2017-18 Estimated Actuals	2018-19 Budget	Percent Difference
E. NET INCREASE (DECREASE) IN FUND BALANCE (C + D4)			(3,416,310.67)	(2,253,677.87)	-34.0%
F. FUND BALANCE, RESERVES					
1) Beginning Fund Balance					
a) As of July 1 - Unaudited		9791	24,039,393.90	20,623,083.23	-14.2%
b) Audit Adjustments		9793	0.00	0.00	0.0%
c) As of July 1 - Audited (F1a + F1b)			24,039,393.90	20,623,083.23	-14.2%
d) Other Restatements		9795	0.00	0.00	0.0%
e) Adjusted Beginning Balance (F1c + F1d)			24,039,393.90	20,623,083.23	-14.2%
2) Ending Balance, June 30 (E + F1e)			20,623,083.23	18,369,405.36	-10.9%
Components of Ending Fund Balance					
a) Nonspendable					
Revolving Cash		9711	0.00	0.00	0.0%
Stores		9712	0.00	0.00	0.0%
Prepaid Items		9713	0.00	0.00	0.0%
All Others		9719	0.00	0.00	0.0%
b) Restricted			20,623,083.23	18,369,405.36	-10.9%
c) Committed					
Stabilization Arrangements		9750	0.00	0.00	0.0%
Other Commitments (by Resource/Object)		9760	0.00	0.00	0.0%
d) Assigned					
Other Assignments (by Resource/Object)		9780	0.00	0.00	0.0%
e) Unassigned/Unappropriated					
Reserve for Economic Uncertainties		9789	0.00	0.00	0.0%
Unassigned/Unappropriated Amount		9790	0.00	0.00	0.0%

Resource	Description	2017-18 Estimated Actuals	2018-19 Budget
5310	Child Nutrition: School Programs (e.g., School Lunch, School	20,621,990.54	18,368,312.85
5320	Child Nutrition: Child Care Food Program (CCFP) Claims-Cen	1,092.68	1,092.50
5370	Child Nutrition: Fresh Fruit and Vegetable Program	0.01	0.01
Total, Restricted Balance		20,623,083.23	18,369,405.36

Deferred Maintenance Fund

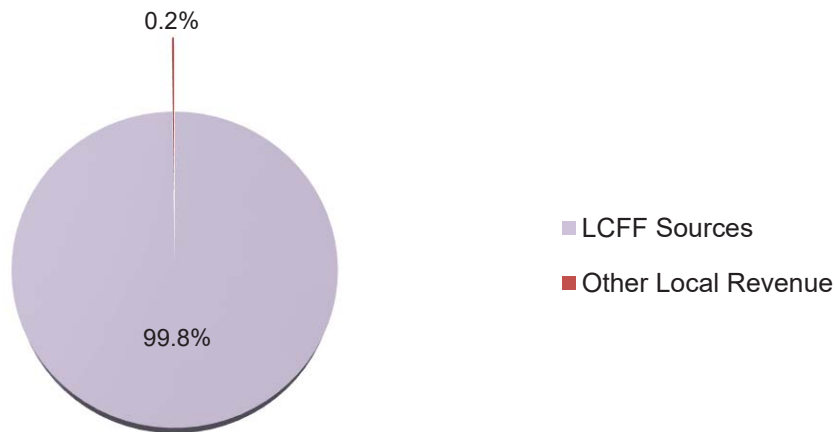


Artwork created by a Santa Ana Unified School District student from Madison Elementary School.

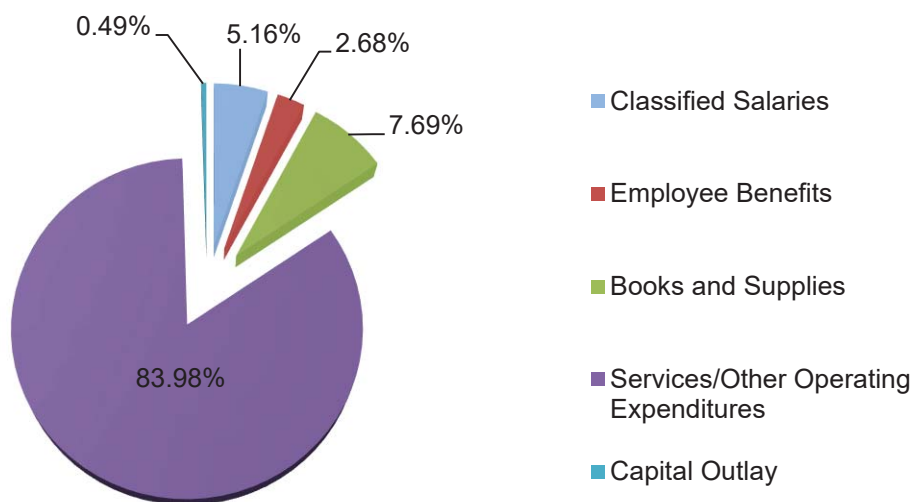
Deferred Maintenance Fund (14)



The Deferred Maintenance Fund is a special reserve fund established to account for facility maintenance purposes. The Deferred Maintenance Program is now part of the District's Local Control Funding Formula (LCFF). However, the District maintains the restricted for historical data tracking purposes. The State revenue of approximately \$9.4 million was transferred to the Deferred Maintenance Fund by means of a LCFF Sources transfer.



The Deferred Maintenance Fund is used to account for major repairs or replacement of the District's property. Services/Other Operating Expenditures represent the largest expenditure (83.98%). Total projected expenditures are \$10.6 million.



Description	Resource Codes	Object Codes	2017-18 Estimated Actuals	2018-19 Budget	Percent Difference
A. REVENUES					
1) LCFF Sources		8010-8099	5,451,376.42	9,339,576.58	71.3%
2) Federal Revenue		8100-8299	0.00	0.00	0.0%
3) Other State Revenue		8300-8599	0.00	0.00	0.0%
4) Other Local Revenue		8600-8799	15,976.00	20,000.00	25.2%
5) TOTAL, REVENUES			5,467,352.42	9,359,576.58	71.2%
B. EXPENDITURES					
1) Certificated Salaries		1000-1999	0.00	0.00	0.0%
2) Classified Salaries		2000-2999	491,207.00	547,697.00	11.5%
3) Employee Benefits		3000-3999	239,291.00	283,799.00	18.6%
4) Books and Supplies		4000-4999	970,214.00	815,854.00	-15.9%
5) Services and Other Operating Expenditures		5000-5999	2,818,998.73	8,909,460.00	216.1%
6) Capital Outlay		6000-6999	722,960.47	52,000.00	-92.8%
7) Other Outgo (excluding Transfers of Indirect Costs)		7100-7299, 7400-7499	0.00	0.00	0.0%
8) Other Outgo - Transfers of Indirect Costs		7300-7399	0.00	0.00	0.0%
9) TOTAL, EXPENDITURES			5,242,671.20	10,608,810.00	102.4%
C. EXCESS (DEFICIENCY) OF REVENUES OVER EXPENDITURES BEFORE OTHER FINANCING SOURCES AND USES (A5 - B9)			224,681.22	(1,249,233.42)	-656.0%
D. OTHER FINANCING SOURCES/USES					
1) Interfund Transfers					
a) Transfers In		8900-8929	0.00	0.00	0.0%
b) Transfers Out		7600-7629	0.00	0.00	0.0%
2) Other Sources/Uses					
a) Sources		8930-8979	0.00	0.00	0.0%
b) Uses		7630-7699	0.00	0.00	0.0%
3) Contributions		8980-8999	0.00	0.00	0.0%
4) TOTAL, OTHER FINANCING SOURCES/USES			0.00	0.00	0.0%

Description	Resource Codes	Object Codes	2017-18 Estimated Actuals	2018-19 Budget	Percent Difference
E. NET INCREASE (DECREASE) IN FUND BALANCE (C + D4)			224,681.22	(1,249,233.42)	-656.0%
F. FUND BALANCE, RESERVES					
1) Beginning Fund Balance					
a) As of July 1 - Unaudited		9791	2,559,119.36	2,543,272.93	-0.6%
b) Audit Adjustments		9793	(240,527.65)	0.00	-100.0%
c) As of July 1 - Audited (F1a + F1b)			2,318,591.71	2,543,272.93	9.7%
d) Other Restatements		9795	0.00	0.00	0.0%
e) Adjusted Beginning Balance (F1c + F1d)			2,318,591.71	2,543,272.93	9.7%
2) Ending Balance, June 30 (E + F1e)					
Components of Ending Fund Balance					
a) Nonspendable					
Revolving Cash		9711	0.00	0.00	0.0%
Stores		9712	0.00	0.00	0.0%
Prepaid Items		9713	0.00	0.00	0.0%
All Others		9719	0.00	0.00	0.0%
b) Restricted					
c) Committed					
Stabilization Arrangements		9750	0.00	0.00	0.0%
Other Commitments		9760	0.00	0.00	0.0%
d) Assigned					
Other Assignments		9780	2,543,272.93	1,294,039.51	-49.1%
Maintenance Projects	0000	9780		114,462.93	
Artificial Turf	0000	9780		1,179,576.58	
Maintenance Projects	0000	9780	2,543,272.93		
e) Unassigned/Unappropriated					
Reserve for Economic Uncertainties		9789	0.00	0.00	0.0%
Unassigned/Unappropriated Amount		9790	0.00	0.00	0.0%

Description	Resource Codes	Object Codes	2017-18 Estimated Actuals	2018-19 Budget	Percent Difference
G. ASSETS					
1) Cash					
a) in County Treasury		9110	0.00		
1) Fair Value Adjustment to Cash in County Treasury		9111	0.00		
b) in Banks		9120	0.00		
c) in Revolving Cash Account		9130	0.00		
d) with Fiscal Agent/Trustee		9135	0.00		
e) Collections Awaiting Deposit		9140	0.00		
2) Investments		9150	0.00		
3) Accounts Receivable		9200	0.00		
4) Due from Grantor Government		9290	0.00		
5) Due from Other Funds		9310	0.00		
6) Stores		9320	0.00		
7) Prepaid Expenditures		9330	0.00		
8) Other Current Assets		9340	0.00		
9) TOTAL, ASSETS			0.00		
H. DEFERRED OUTFLOWS OF RESOURCES					
1) Deferred Outflows of Resources		9490	0.00		
2) TOTAL, DEFERRED OUTFLOWS			0.00		
I. LIABILITIES					
1) Accounts Payable		9500	0.00		
2) Due to Grantor Governments		9590	0.00		
3) Due to Other Funds		9610	0.00		
4) Current Loans		9640			
5) Unearned Revenue		9650	0.00		
6) TOTAL, LIABILITIES			0.00		
J. DEFERRED INFLOWS OF RESOURCES					
1) Deferred Inflows of Resources		9690	0.00		
2) TOTAL, DEFERRED INFLOWS			0.00		
K. FUND EQUITY					
Ending Fund Balance, June 30 (G9 + H2) - (I6 + J2)			0.00		

Description	Resource Codes	Object Codes	2017-18 Estimated Actuals	2018-19 Budget	Percent Difference
LCFF SOURCES					
LCFF Transfers					
LCFF Transfers - Current Year		8091	5,451,376.42	9,339,576.58	71.3%
LCFF/Revenue Limit Transfers - Prior Years		8099	0.00	0.00	0.0%
TOTAL, LCFF SOURCES			5,451,376.42	9,339,576.58	71.3%
OTHER STATE REVENUE					
All Other State Revenue					
		8590	0.00	0.00	0.0%
TOTAL, OTHER STATE REVENUE			0.00	0.00	0.0%
OTHER LOCAL REVENUE					
Other Local Revenue					
Community Redevelopment Funds Not Subject to LCFF Deduction					
		8625	0.00	0.00	0.0%
Sales					
Sale of Equipment/Supplies		8631	0.00	0.00	0.0%
Interest		8660	14,000.00	20,000.00	42.9%
Net Increase (Decrease) in the Fair Value of Investments		8662	0.00	0.00	0.0%
Other Local Revenue					
All Other Local Revenue		8699	1,976.00	0.00	-100.0%
All Other Transfers In from All Others		8799	0.00	0.00	0.0%
TOTAL, OTHER LOCAL REVENUE			15,976.00	20,000.00	25.2%
TOTAL, REVENUES			5,467,352.42	9,359,576.58	71.2%

Description	Resource Codes	Object Codes	2017-18 Estimated Actuals	2018-19 Budget	Percent Difference
CLASSIFIED SALARIES					
Classified Support Salaries		2200	491,207.00	547,697.00	11.5%
Other Classified Salaries		2900	0.00	0.00	0.0%
TOTAL, CLASSIFIED SALARIES			491,207.00	547,697.00	11.5%
EMPLOYEE BENEFITS					
STRS		3101-3102	0.00	0.00	0.0%
PERS		3201-3202	71,677.00	98,925.00	38.0%
OASDI/Medicare/Alternative		3301-3302	37,708.00	41,898.00	11.1%
Health and Welfare Benefits		3401-3402	102,200.00	112,734.00	10.3%
Unemployment Insurance		3501-3502	264.00	274.00	3.8%
Workers' Compensation		3601-3602	7,370.00	7,449.00	1.1%
OPEB, Allocated		3701-3702	0.00	0.00	0.0%
OPEB, Active Employees		3751-3752	20,072.00	22,519.00	12.2%
Other Employee Benefits		3901-3902	0.00	0.00	0.0%
TOTAL, EMPLOYEE BENEFITS			239,291.00	283,799.00	18.6%
BOOKS AND SUPPLIES					
Books and Other Reference Materials		4200	0.00	0.00	0.0%
Materials and Supplies		4300	760,206.00	765,854.00	0.7%
Noncapitalized Equipment		4400	210,008.00	50,000.00	-76.2%
TOTAL, BOOKS AND SUPPLIES			970,214.00	815,854.00	-15.9%

Description	Resource Codes	Object Codes	2017-18 Estimated Actuals	2018-19 Budget	Percent Difference
SERVICES AND OTHER OPERATING EXPENDITURES					
Subagreements for Services		5100	0.00	0.00	0.0%
Travel and Conferences		5200	0.00	0.00	0.0%
Rentals, Leases, Repairs, and Noncapitalized Improvements		5600	2,809,538.73	8,900,000.00	216.8%
Transfers of Direct Costs		5710	0.00	0.00	0.0%
Transfers of Direct Costs - Interfund		5750	0.00	0.00	0.0%
Professional/Consulting Services and Operating Expenditures		5800	9,460.00	9,460.00	0.0%
TOTAL, SERVICES AND OTHER OPERATING EXPENDITURES			2,818,998.73	8,909,460.00	216.1%
CAPITAL OUTLAY					
Land Improvements		6170	696,416.42	0.00	-100.0%
Buildings and Improvements of Buildings		6200	0.00	0.00	0.0%
Equipment		6400	600.00	0.00	-100.0%
Equipment Replacement		6500	25,944.05	52,000.00	100.4%
TOTAL, CAPITAL OUTLAY			722,960.47	52,000.00	-92.8%
OTHER OUTGO (excluding Transfers of Indirect Costs)					
Debt Service					
Debt Service - Interest		7438	0.00	0.00	0.0%
Other Debt Service - Principal		7439	0.00	0.00	0.0%
TOTAL, OTHER OUTGO (excluding Transfers of Indirect Costs)			0.00	0.00	0.0%
TOTAL, EXPENDITURES			5,242,671.20	10,608,810.00	102.4%

Description	Resource Codes	Object Codes	2017-18 Estimated Actuals	2018-19 Budget	Percent Difference
INTERFUND TRANSFERS					
INTERFUND TRANSFERS IN					
Other Authorized Interfund Transfers In		8919	0.00	0.00	0.0%
(a) TOTAL, INTERFUND TRANSFERS IN			0.00	0.00	0.0%
INTERFUND TRANSFERS OUT					
Other Authorized Interfund Transfers Out		7619	0.00	0.00	0.0%
(b) TOTAL, INTERFUND TRANSFERS OUT			0.00	0.00	0.0%
OTHER SOURCES/USES					
SOURCES					
Other Sources					
Transfers from Funds of Lapsed/Reorganized LEAs		8965	0.00	0.00	0.0%
Long-Term Debt Proceeds					
Proceeds from Capital Leases		8972	0.00	0.00	0.0%
All Other Financing Sources		8979	0.00	0.00	0.0%
(c) TOTAL, SOURCES			0.00	0.00	0.0%
USES					
Transfers of Funds from Lapsed/Reorganized LEAs		7651	0.00	0.00	0.0%
All Other Financing Uses		7699	0.00	0.00	0.0%
(d) TOTAL, USES			0.00	0.00	0.0%
CONTRIBUTIONS					
Contributions from Unrestricted Revenues		8980	0.00	0.00	0.0%
Contributions from Restricted Revenues		8990	0.00	0.00	0.0%
(e) TOTAL, CONTRIBUTIONS			0.00	0.00	0.0%
TOTAL, OTHER FINANCING SOURCES/USES (a - b + c - d + e)			0.00	0.00	0.0%

Description	Function Codes	Object Codes	2017-18 Estimated Actuals	2018-19 Budget	Percent Difference
A. REVENUES					
1) LCFF Sources		8010-8099	5,451,376.42	9,339,576.58	71.3%
2) Federal Revenue		8100-8299	0.00	0.00	0.0%
3) Other State Revenue		8300-8599	0.00	0.00	0.0%
4) Other Local Revenue		8600-8799	15,976.00	20,000.00	25.2%
5) TOTAL, REVENUES			5,467,352.42	9,359,576.58	71.2%
B. EXPENDITURES (Objects 1000-7999)					
1) Instruction	1000-1999		0.00	0.00	0.0%
2) Instruction - Related Services	2000-2999		0.00	0.00	0.0%
3) Pupil Services	3000-3999		0.00	0.00	0.0%
4) Ancillary Services	4000-4999		0.00	0.00	0.0%
5) Community Services	5000-5999		0.00	0.00	0.0%
6) Enterprise	6000-6999		0.00	0.00	0.0%
7) General Administration	7000-7999		0.00	0.00	0.0%
8) Plant Services	8000-8999		5,242,671.20	10,608,810.00	102.4%
9) Other Outgo	9000-9999	Except 7600-7699	0.00	0.00	0.0%
10) TOTAL, EXPENDITURES			5,242,671.20	10,608,810.00	102.4%
C. EXCESS (DEFICIENCY) OF REVENUES OVER EXPENDITURES BEFORE OTHER FINANCING SOURCES AND USES (A5 - B10)			224,681.22	(1,249,233.42)	-656.0%
D. OTHER FINANCING SOURCES/USES					
1) Interfund Transfers					
a) Transfers In		8900-8929	0.00	0.00	0.0%
b) Transfers Out		7600-7629	0.00	0.00	0.0%
2) Other Sources/Uses					
a) Sources		8930-8979	0.00	0.00	0.0%
b) Uses		7630-7699	0.00	0.00	0.0%
3) Contributions		8980-8999	0.00	0.00	0.0%
4) TOTAL, OTHER FINANCING SOURCES/USES			0.00	0.00	0.0%

Description	Function Codes	Object Codes	2017-18 Estimated Actuals	2018-19 Budget	Percent Difference
E. NET INCREASE (DECREASE) IN FUND BALANCE (C + D4)			224,681.22	(1,249,233.42)	-656.0%
F. FUND BALANCE, RESERVES					
1) Beginning Fund Balance					
a) As of July 1 - Unaudited		9791	2,559,119.36	2,543,272.93	-0.6%
b) Audit Adjustments		9793	(240,527.65)	0.00	-100.0%
c) As of July 1 - Audited (F1a + F1b)			2,318,591.71	2,543,272.93	9.7%
d) Other Restatements		9795	0.00	0.00	0.0%
e) Adjusted Beginning Balance (F1c + F1d)			2,318,591.71	2,543,272.93	9.7%
2) Ending Balance, June 30 (E + F1e)					
Components of Ending Fund Balance					
a) Nonspendable					
Revolving Cash		9711	0.00	0.00	0.0%
Stores		9712	0.00	0.00	0.0%
Prepaid Items		9713	0.00	0.00	0.0%
All Others		9719	0.00	0.00	0.0%
b) Restricted					
c) Committed					
Stabilization Arrangements		9750	0.00	0.00	0.0%
Other Commitments (by Resource/Object)		9760	0.00	0.00	0.0%
d) Assigned					
Other Assignments (by Resource/Object)		9780	2,543,272.93	1,294,039.51	-49.1%
Maintenance Projects	0000	9780		114,462.93	
Artificial Turf	0000	9780		1,179,576.58	
Maintenance Projects	0000	9780	2,543,272.93		
e) Unassigned/Unappropriated					
Reserve for Economic Uncertainties		9789	0.00	0.00	0.0%
Unassigned/Unappropriated Amount		9790	0.00	0.00	0.0%

Special Reserve Fund for Postemployment Benefits



Artwork created by a Santa Ana Unified School District student from Madison Elementary School.

Special Reserve Fund for Postemployment Benefits (20)



The Special Reserve Fund for Postemployment Benefits may be used pursuant to *Education Code* Section 42840 to account for amounts the district has earmarked for the future cost of postemployment benefits but has not contributed irrevocably to a separate trust for the postemployment benefit plan. Amounts accumulated in this fund must be transferred back to the general fund for expenditure. (*Education Code* Section 42842).

Although this fund is authorized by statute, it does not meet the GAAP definition of a special revenue fund. It functions effectively as an extension of the general fund. For presentation in the audited financial statements, this fund can either be combined with the general fund, or it can be reported separately and the departure from GAAP explained.

The District projects to have a beginning fund balance of \$153 thousand in fiscal year 2018-19.

Description	Resource Codes	Object Codes	2017-18 Estimated Actuals	2018-19 Budget	Percent Difference
A. REVENUES					
1) LCFF Sources		8010-8099	0.00	0.00	0.0%
2) Federal Revenue		8100-8299	0.00	0.00	0.0%
3) Other State Revenue		8300-8599	0.00	0.00	0.0%
4) Other Local Revenue		8600-8799	200,000.00	0.00	-100.0%
5) TOTAL, REVENUES			200,000.00	0.00	-100.0%
B. EXPENDITURES					
1) Certificated Salaries		1000-1999	0.00	0.00	0.0%
2) Classified Salaries		2000-2999	0.00	0.00	0.0%
3) Employee Benefits		3000-3999	0.00	0.00	0.0%
4) Books and Supplies		4000-4999	0.00	0.00	0.0%
5) Services and Other Operating Expenditures		5000-5999	0.00	0.00	0.0%
6) Capital Outlay		6000-6999	0.00	0.00	0.0%
7) Other Outgo (excluding Transfers of Indirect Costs)		7100-7299, 7400-7499	0.00	0.00	0.0%
8) Other Outgo - Transfers of Indirect Costs		7300-7399	0.00	0.00	0.0%
9) TOTAL, EXPENDITURES			0.00	0.00	0.0%
C. EXCESS (DEFICIENCY) OF REVENUES OVER EXPENDITURES BEFORE OTHER FINANCING SOURCES AND USES (A5 - B9)			200,000.00	0.00	-100.0%
D. OTHER FINANCING SOURCES/USES					
1) Interfund Transfers					
a) Transfers In		8900-8929	16,097,555.00	0.00	-100.0%
b) Transfers Out		7600-7629	40,000,000.00	0.00	-100.0%
2) Other Sources/Uses					
a) Sources		8930-8979	0.00	0.00	0.0%
b) Uses		7630-7699	0.00	0.00	0.0%
3) Contributions		8980-8999	0.00	0.00	0.0%
4) TOTAL, OTHER FINANCING SOURCES/USES			(23,902,445.00)	0.00	-100.0%

Description	Resource Codes	Object Codes	2017-18 Estimated Actuals	2018-19 Budget	Percent Difference
E. NET INCREASE (DECREASE) IN FUND BALANCE (C + D4)			(23,702,445.00)	0.00	-100.0%
F. FUND BALANCE, RESERVES					
1) Beginning Fund Balance					
a) As of July 1 - Unaudited		9791	23,855,908.67	153,463.67	-99.4%
b) Audit Adjustments		9793	0.00	0.00	0.0%
c) As of July 1 - Audited (F1a + F1b)			23,855,908.67	153,463.67	-99.4%
d) Other Restatements		9795	0.00	0.00	0.0%
e) Adjusted Beginning Balance (F1c + F1d)			23,855,908.67	153,463.67	-99.4%
2) Ending Balance, June 30 (E + F1e)					
Components of Ending Fund Balance					
a) Nonspendable					
Revolving Cash		9711	0.00	0.00	0.0%
Stores		9712	0.00	0.00	0.0%
Prepaid Items		9713	0.00	0.00	0.0%
All Others		9719	0.00	0.00	0.0%
b) Restricted					
c) Committed					
Stabilization Arrangements		9750	0.00	0.00	0.0%
Other Commitments		9760	0.00	0.00	0.0%
d) Assigned					
Other Assignments		9780	153,463.67	153,463.67	0.0%
e) Unassigned/Unappropriated					
Reserve for Economic Uncertainties		9789	0.00	0.00	0.0%
Unassigned/Unappropriated Amount		9790	0.00	0.00	0.0%

Description	Resource Codes	Object Codes	2017-18 Estimated Actuals	2018-19 Budget	Percent Difference
G. ASSETS					
1) Cash					
a) in County Treasury		9110	0.00		
1) Fair Value Adjustment to Cash in County Treasury		9111	0.00		
b) in Banks		9120	0.00		
c) in Revolving Cash Account		9130	0.00		
d) with Fiscal Agent/Trustee		9135	0.00		
e) Collections Awaiting Deposit		9140	0.00		
2) Investments		9150	0.00		
3) Accounts Receivable		9200	0.00		
4) Due from Grantor Government		9290	0.00		
5) Due from Other Funds		9310	0.00		
6) Stores		9320	0.00		
7) Prepaid Expenditures		9330	0.00		
8) Other Current Assets		9340	0.00		
9) TOTAL, ASSETS			0.00		
H. DEFERRED OUTFLOWS OF RESOURCES					
1) Deferred Outflows of Resources		9490	0.00		
2) TOTAL, DEFERRED OUTFLOWS			0.00		
I. LIABILITIES					
1) Accounts Payable		9500	0.00		
2) Due to Grantor Governments		9590	0.00		
3) Due to Other Funds		9610	0.00		
4) Current Loans		9640	0.00		
5) Unearned Revenue		9650	0.00		
6) TOTAL, LIABILITIES			0.00		
J. DEFERRED INFLOWS OF RESOURCES					
1) Deferred Inflows of Resources		9690	0.00		
2) TOTAL, DEFERRED INFLOWS			0.00		
K. FUND EQUITY					
Ending Fund Balance, June 30 (G9 + H2) - (I6 + J2)			0.00		

Description	Resource Codes	Object Codes	2017-18 Estimated Actuals	2018-19 Budget	Percent Difference
OTHER LOCAL REVENUE					
Other Local Revenue					
Interest		8660	200,000.00	0.00	-100.0%
Net Increase (Decrease) in the Fair Value of Investments		8662	0.00	0.00	0.0%
TOTAL, OTHER LOCAL REVENUE			200,000.00	0.00	-100.0%
TOTAL, REVENUES			200,000.00	0.00	-100.0%

Description	Resource Codes	Object Codes	2017-18 Estimated Actuals	2018-19 Budget	Percent Difference
INTERFUND TRANSFERS					
INTERFUND TRANSFERS IN					
From: General Fund/CSSF		8912	16,097,555.00	0.00	-100.0%
Other Authorized Interfund Transfers In		8919	0.00	0.00	0.0%
(a) TOTAL, INTERFUND TRANSFERS IN			16,097,555.00	0.00	-100.0%
INTERFUND TRANSFERS OUT					
To: General Fund/CSSF		7612	0.00	0.00	0.0%
To: State School Building Fund/ County School Facilities Fund		7613	0.00	0.00	0.0%
Other Authorized Interfund Transfers Out		7619	40,000,000.00	0.00	-100.0%
(b) TOTAL, INTERFUND TRANSFERS OUT			40,000,000.00	0.00	-100.0%
OTHER SOURCES/USES					
SOURCES					
Other Sources					
Transfers from Funds of Lapsed/Reorganized LEAs		8965	0.00	0.00	0.0%
(c) TOTAL, SOURCES			0.00	0.00	0.0%
USES					
Transfers of Funds from Lapsed/Reorganized LEAs		7651	0.00	0.00	0.0%
(d) TOTAL, USES			0.00	0.00	0.0%
CONTRIBUTIONS					
Contributions from Restricted Revenues		8990	0.00	0.00	0.0%
(e) TOTAL, CONTRIBUTIONS			0.00	0.00	0.0%
TOTAL, OTHER FINANCING SOURCES/USES (a - b + c - d + e)			(23,902,445.00)	0.00	-100.0%

Description	Function Codes	Object Codes	2017-18 Estimated Actuals	2018-19 Budget	Percent Difference
A. REVENUES					
1) LCFF Sources		8010-8099	0.00	0.00	0.0%
2) Federal Revenue		8100-8299	0.00	0.00	0.0%
3) Other State Revenue		8300-8599	0.00	0.00	0.0%
4) Other Local Revenue		8600-8799	200,000.00	0.00	-100.0%
5) TOTAL, REVENUES			200,000.00	0.00	-100.0%
B. EXPENDITURES (Objects 1000-7999)					
1) Instruction	1000-1999		0.00	0.00	0.0%
2) Instruction - Related Services	2000-2999		0.00	0.00	0.0%
3) Pupil Services	3000-3999		0.00	0.00	0.0%
4) Ancillary Services	4000-4999		0.00	0.00	0.0%
5) Community Services	5000-5999		0.00	0.00	0.0%
6) Enterprise	6000-6999		0.00	0.00	0.0%
7) General Administration	7000-7999		0.00	0.00	0.0%
8) Plant Services	8000-8999		0.00	0.00	0.0%
9) Other Outgo	9000-9999	Except 7600-7699	0.00	0.00	0.0%
10) TOTAL, EXPENDITURES			0.00	0.00	0.0%
C. EXCESS (DEFICIENCY) OF REVENUES OVER EXPENDITURES BEFORE OTHER FINANCING SOURCES AND USES (A5 - B10)			200,000.00	0.00	-100.0%
D. OTHER FINANCING SOURCES/USES					
1) Interfund Transfers					
a) Transfers In		8900-8929	16,097,555.00	0.00	-100.0%
b) Transfers Out		7600-7629	40,000,000.00	0.00	-100.0%
2) Other Sources/Uses					
a) Sources		8930-8979	0.00	0.00	0.0%
b) Uses		7630-7699	0.00	0.00	0.0%
3) Contributions		8980-8999	0.00	0.00	0.0%
4) TOTAL, OTHER FINANCING SOURCES/USES			(23,902,445.00)	0.00	-100.0%

Description	Function Codes	Object Codes	2017-18 Estimated Actuals	2018-19 Budget	Percent Difference
E. NET INCREASE (DECREASE) IN FUND BALANCE (C + D4)			(23,702,445.00)	0.00	-100.0%
F. FUND BALANCE, RESERVES					
1) Beginning Fund Balance					
a) As of July 1 - Unaudited		9791	23,855,908.67	153,463.67	-99.4%
b) Audit Adjustments		9793	0.00	0.00	0.0%
c) As of July 1 - Audited (F1a + F1b)			23,855,908.67	153,463.67	-99.4%
d) Other Restatements		9795	0.00	0.00	0.0%
e) Adjusted Beginning Balance (F1c + F1d)			23,855,908.67	153,463.67	-99.4%
2) Ending Balance, June 30 (E + F1e)			153,463.67	153,463.67	0.0%
Components of Ending Fund Balance					
a) Nonspendable					
Revolving Cash		9711	0.00	0.00	0.0%
Stores		9712	0.00	0.00	0.0%
Prepaid Items		9713	0.00	0.00	0.0%
All Others		9719	0.00	0.00	0.0%
b) Restricted					
		9740	0.00	0.00	0.0%
c) Committed					
Stabilization Arrangements		9750	0.00	0.00	0.0%
Other Commitments (by Resource/Object)		9760	0.00	0.00	0.0%
d) Assigned					
Other Assignments (by Resource/Object)		9780	153,463.67	153,463.67	0.0%
e) Unassigned/Unappropriated					
Reserve for Economic Uncertainties		9789	0.00	0.00	0.0%
Unassigned/Unappropriated Amount		9790	0.00	0.00	0.0%

Building Fund



Artwork created by a Santa Ana Unified School District student from Madison Elementary School.

Building Fund (21)



The Building Fund is a capital project fund established to account primarily for proceeds from the sale of bonds.

The Building Fund is used for the acquisition or construction of major capital facilities. There are no expenses budgeted in 2018-19 as the District is projecting to spend the total available funds of \$4.1 million in 2017-18.

Description	Resource Codes	Object Codes	2017-18 Estimated Actuals	2018-19 Budget	Percent Difference
A. REVENUES					
1) LCFF Sources		8010-8099	0.00	0.00	0.0%
2) Federal Revenue		8100-8299	0.00	0.00	0.0%
3) Other State Revenue		8300-8599	0.00	0.00	0.0%
4) Other Local Revenue		8600-8799	43,230.00	0.00	-100.0%
5) TOTAL, REVENUES			43,230.00	0.00	-100.0%
B. EXPENDITURES					
1) Certificated Salaries		1000-1999	0.00	0.00	0.0%
2) Classified Salaries		2000-2999	38,421.09	0.00	-100.0%
3) Employee Benefits		3000-3999	17,024.43	0.00	-100.0%
4) Books and Supplies		4000-4999	0.00	0.00	0.0%
5) Services and Other Operating Expenditures		5000-5999	72,808.00	0.00	-100.0%
6) Capital Outlay		6000-6999	4,001,899.96	0.00	-100.0%
7) Other Outgo (excluding Transfers of Indirect Costs)		7100-7299, 7400-7499	0.00	0.00	0.0%
8) Other Outgo - Transfers of Indirect Costs		7300-7399	0.00	0.00	0.0%
9) TOTAL, EXPENDITURES			4,130,153.48	0.00	-100.0%
C. EXCESS (DEFICIENCY) OF REVENUES OVER EXPENDITURES BEFORE OTHER FINANCING SOURCES AND USES (A5 - B9)			(4,086,923.48)	0.00	-100.0%
D. OTHER FINANCING SOURCES/USES					
1) Interfund Transfers					
a) Transfers In		8900-8929	0.00	0.00	0.0%
b) Transfers Out		7600-7629	0.00	0.00	0.0%
2) Other Sources/Uses					
a) Sources		8930-8979	0.00	0.00	0.0%
b) Uses		7630-7699	0.00	0.00	0.0%
3) Contributions		8980-8999	0.00	0.00	0.0%
4) TOTAL, OTHER FINANCING SOURCES/USES			0.00	0.00	0.0%

Description	Resource Codes	Object Codes	2017-18 Estimated Actuals	2018-19 Budget	Percent Difference
E. NET INCREASE (DECREASE) IN FUND BALANCE (C + D4)			(4,086,923.48)	0.00	-100.0%
F. FUND BALANCE, RESERVES					
1) Beginning Fund Balance					
a) As of July 1 - Unaudited		9791	4,086,923.48	0.00	-100.0%
b) Audit Adjustments		9793	0.00	0.00	0.0%
c) As of July 1 - Audited (F1a + F1b)			4,086,923.48	0.00	-100.0%
d) Other Restatements		9795	0.00	0.00	0.0%
e) Adjusted Beginning Balance (F1c + F1d)			4,086,923.48	0.00	-100.0%
2) Ending Balance, June 30 (E + F1e)					
Components of Ending Fund Balance					
a) Nonspendable					
Revolving Cash		9711	0.00	0.00	0.0%
Stores		9712	0.00	0.00	0.0%
Prepaid Items		9713	0.00	0.00	0.0%
All Others		9719	0.00	0.00	0.0%
b) Restricted					
c) Committed					
Stabilization Arrangements		9750	0.00	0.00	0.0%
Other Commitments		9760	0.00	0.00	0.0%
d) Assigned					
Other Assignments		9780	0.00	0.00	0.0%
e) Unassigned/Unappropriated					
Reserve for Economic Uncertainties		9789	0.00	0.00	0.0%
Unassigned/Unappropriated Amount		9790	0.00	0.00	0.0%

Description	Resource Codes	Object Codes	2017-18 Estimated Actuals	2018-19 Budget	Percent Difference
G. ASSETS					
1) Cash					
a) in County Treasury		9110	0.00		
1) Fair Value Adjustment to Cash in County Treasury		9111	0.00		
b) in Banks		9120	0.00		
c) in Revolving Cash Account		9130	0.00		
d) with Fiscal Agent/Trustee		9135	0.00		
e) Collections Awaiting Deposit		9140	0.00		
2) Investments		9150	0.00		
3) Accounts Receivable		9200	0.00		
4) Due from Grantor Government		9290	0.00		
5) Due from Other Funds		9310	0.00		
6) Stores		9320	0.00		
7) Prepaid Expenditures		9330	0.00		
8) Other Current Assets		9340	0.00		
9) TOTAL, ASSETS			0.00		
H. DEFERRED OUTFLOWS OF RESOURCES					
1) Deferred Outflows of Resources		9490	0.00		
2) TOTAL, DEFERRED OUTFLOWS			0.00		
I. LIABILITIES					
1) Accounts Payable		9500	0.00		
2) Due to Grantor Governments		9590	0.00		
3) Due to Other Funds		9610	0.00		
4) Current Loans		9640	0.00		
5) Unearned Revenue		9650	0.00		
6) TOTAL, LIABILITIES			0.00		
J. DEFERRED INFLOWS OF RESOURCES					
1) Deferred Inflows of Resources		9690	0.00		
2) TOTAL, DEFERRED INFLOWS			0.00		
K. FUND EQUITY					
Ending Fund Balance, June 30 (G9 + H2) - (I6 + J2)			0.00		

Description	Resource Codes	Object Codes	2017-18 Estimated Actuals	2018-19 Budget	Percent Difference
FEDERAL REVENUE					
FEMA		8281	0.00	0.00	0.0%
All Other Federal Revenue		8290	0.00	0.00	0.0%
TOTAL, FEDERAL REVENUE			0.00	0.00	0.0%
OTHER STATE REVENUE					
Tax Relief Subventions Restricted Levies - Other					
Homeowners' Exemptions		8575	0.00	0.00	0.0%
Other Subventions/In-Lieu Taxes		8576	0.00	0.00	0.0%
All Other State Revenue		8590	0.00	0.00	0.0%
TOTAL, OTHER STATE REVENUE			0.00	0.00	0.0%
OTHER LOCAL REVENUE					
Other Local Revenue County and District Taxes					
Other Restricted Levies Secured Roll		8615	0.00	0.00	0.0%
Unsecured Roll		8616	0.00	0.00	0.0%
Prior Years' Taxes		8617	0.00	0.00	0.0%
Supplemental Taxes		8618	0.00	0.00	0.0%
Non-Ad Valorem Taxes Parcel Taxes		8621	0.00	0.00	0.0%
Other		8622	0.00	0.00	0.0%
Community Redevelopment Funds Not Subject to LCFF Deduction		8625	0.00	0.00	0.0%
Penalties and Interest from Delinquent Non-LCFF Taxes		8629	0.00	0.00	0.0%
Sales Sale of Equipment/Supplies		8631	0.00	0.00	0.0%
Leases and Rentals		8650	0.00	0.00	0.0%
Interest		8660	43,230.00	0.00	-100.0%
Net Increase (Decrease) in the Fair Value of Investments		8662	0.00	0.00	0.0%
Other Local Revenue					
All Other Local Revenue		8699	0.00	0.00	0.0%
All Other Transfers In from All Others		8799	0.00	0.00	0.0%
TOTAL, OTHER LOCAL REVENUE			43,230.00	0.00	-100.0%
TOTAL, REVENUES			43,230.00	0.00	-100.0%

Description	Resource Codes	Object Codes	2017-18 Estimated Actuals	2018-19 Budget	Percent Difference
CLASSIFIED SALARIES					
Classified Support Salaries		2200	0.00	0.00	0.0%
Classified Supervisors' and Administrators' Salaries		2300	37,499.00	0.00	-100.0%
Clerical, Technical and Office Salaries		2400	0.00	0.00	0.0%
Other Classified Salaries		2900	922.09	0.00	-100.0%
TOTAL, CLASSIFIED SALARIES			38,421.09	0.00	-100.0%
EMPLOYEE BENEFITS					
STRS		3101-3102	0.00	0.00	0.0%
PERS		3201-3202	5,708.00	0.00	-100.0%
OASDI/Medicare/Alternative		3301-3302	2,845.37	0.00	-100.0%
Health and Welfare Benefits		3401-3402	6,715.00	0.00	-100.0%
Unemployment Insurance		3501-3502	29.46	0.00	-100.0%
Workers' Compensation		3601-3602	553.60	0.00	-100.0%
OPEB, Allocated		3701-3702	0.00	0.00	0.0%
OPEB, Active Employees		3751-3752	1,173.00	0.00	-100.0%
Other Employee Benefits		3901-3902	0.00	0.00	0.0%
TOTAL, EMPLOYEE BENEFITS			17,024.43	0.00	-100.0%
BOOKS AND SUPPLIES					
Books and Other Reference Materials		4200	0.00	0.00	0.0%
Materials and Supplies		4300	0.00	0.00	0.0%
Noncapitalized Equipment		4400	0.00	0.00	0.0%
TOTAL, BOOKS AND SUPPLIES			0.00	0.00	0.0%
SERVICES AND OTHER OPERATING EXPENDITURES					
Subagreements for Services		5100	0.00	0.00	0.0%
Travel and Conferences		5200	0.00	0.00	0.0%
Insurance		5400-5450	0.00	0.00	0.0%
Operations and Housekeeping Services		5500	0.00	0.00	0.0%
Rentals, Leases, Repairs, and Noncapitalized Improvements		5600	0.00	0.00	0.0%
Transfers of Direct Costs		5710	0.00	0.00	0.0%
Transfers of Direct Costs - Interfund		5750	0.00	0.00	0.0%

Description	Resource Codes	Object Codes	2017-18 Estimated Actuals	2018-19 Budget	Percent Difference
Professional/Consulting Services and Operating Expenditures		5800	72,808.00	0.00	-100.0%
Communications		5900	0.00	0.00	0.0%
TOTAL, SERVICES AND OTHER OPERATING EXPENDITURES			72,808.00	0.00	-100.0%
CAPITAL OUTLAY					
Land		6100	62,503.36	0.00	-100.0%
Land Improvements		6170	0.00	0.00	0.0%
Buildings and Improvements of Buildings		6200	3,939,396.60	0.00	-100.0%
Books and Media for New School Libraries or Major Expansion of School Libraries		6300	0.00	0.00	0.0%
Equipment		6400	0.00	0.00	0.0%
Equipment Replacement		6500	0.00	0.00	0.0%
TOTAL, CAPITAL OUTLAY			4,001,899.96	0.00	-100.0%
OTHER OUTGO (excluding Transfers of Indirect Costs)					
Other Transfers Out					
All Other Transfers Out to All Others		7299	0.00	0.00	0.0%
Debt Service					
Repayment of State School Building Fund Aid - Proceeds from Bonds		7435	0.00	0.00	0.0%
Debt Service - Interest		7438	0.00	0.00	0.0%
Other Debt Service - Principal		7439	0.00	0.00	0.0%
TOTAL, OTHER OUTGO (excluding Transfers of Indirect Costs)			0.00	0.00	0.0%
TOTAL, EXPENDITURES			4,130,153.48	0.00	-100.0%

Description	Resource Codes	Object Codes	2017-18 Estimated Actuals	2018-19 Budget	Percent Difference
INTERFUND TRANSFERS					
INTERFUND TRANSFERS IN					
Other Authorized Interfund Transfers In		8919	0.00	0.00	0.0%
(a) TOTAL, INTERFUND TRANSFERS IN			0.00	0.00	0.0%
INTERFUND TRANSFERS OUT					
To: State School Building Fund/ County School Facilities Fund		7613	0.00	0.00	0.0%
Other Authorized Interfund Transfers Out		7619	0.00	0.00	0.0%
(b) TOTAL, INTERFUND TRANSFERS OUT			0.00	0.00	0.0%

Description	Resource Codes	Object Codes	2017-18 Estimated Actuals	2018-19 Budget	Percent Difference
OTHER SOURCES/USES					
SOURCES					
Proceeds					
Proceeds from Sale of Bonds		8951	0.00	0.00	0.0%
Proceeds from Sale/Lease- Purchase of Land/Buildings		8953	0.00	0.00	0.0%
Other Sources					
County School Bldg Aid		8961	0.00	0.00	0.0%
Transfers from Funds of Lapsed/Reorganized LEAs		8965	0.00	0.00	0.0%
Long-Term Debt Proceeds					
Proceeds from Certificates of Participation		8971	0.00	0.00	0.0%
Proceeds from Capital Leases		8972	0.00	0.00	0.0%
Proceeds from Lease Revenue Bonds		8973	0.00	0.00	0.0%
All Other Financing Sources		8979	0.00	0.00	0.0%
(c) TOTAL, SOURCES			0.00	0.00	0.0%
USES					
Transfers of Funds from Lapsed/Reorganized LEAs		7651	0.00	0.00	0.0%
All Other Financing Uses		7699	0.00	0.00	0.0%
(d) TOTAL, USES			0.00	0.00	0.0%
CONTRIBUTIONS					
Contributions from Unrestricted Revenues		8980	0.00	0.00	0.0%
Contributions from Restricted Revenues		8990	0.00	0.00	0.0%
(e) TOTAL, CONTRIBUTIONS			0.00	0.00	0.0%
TOTAL, OTHER FINANCING SOURCES/USES (a - b + c - d + e)					
			0.00	0.00	0.0%

Description	Function Codes	Object Codes	2017-18 Estimated Actuals	2018-19 Budget	Percent Difference
A. REVENUES					
1) LCFF Sources		8010-8099	0.00	0.00	0.0%
2) Federal Revenue		8100-8299	0.00	0.00	0.0%
3) Other State Revenue		8300-8599	0.00	0.00	0.0%
4) Other Local Revenue		8600-8799	43,230.00	0.00	-100.0%
5) TOTAL, REVENUES			43,230.00	0.00	-100.0%
B. EXPENDITURES (Objects 1000-7999)					
1) Instruction	1000-1999		0.00	0.00	0.0%
2) Instruction - Related Services	2000-2999		0.00	0.00	0.0%
3) Pupil Services	3000-3999		0.00	0.00	0.0%
4) Ancillary Services	4000-4999		0.00	0.00	0.0%
5) Community Services	5000-5999		0.00	0.00	0.0%
6) Enterprise	6000-6999		0.00	0.00	0.0%
7) General Administration	7000-7999		0.00	0.00	0.0%
8) Plant Services	8000-8999		4,130,153.48	0.00	-100.0%
9) Other Outgo	9000-9999	Except 7600-7699	0.00	0.00	0.0%
10) TOTAL, EXPENDITURES			4,130,153.48	0.00	-100.0%
C. EXCESS (DEFICIENCY) OF REVENUES OVER EXPENDITURES BEFORE OTHER FINANCING SOURCES AND USES (A5 - B10)			(4,086,923.48)	0.00	-100.0%
D. OTHER FINANCING SOURCES/USES					
1) Interfund Transfers					
a) Transfers In		8900-8929	0.00	0.00	0.0%
b) Transfers Out		7600-7629	0.00	0.00	0.0%
2) Other Sources/Uses					
a) Sources		8930-8979	0.00	0.00	0.0%
b) Uses		7630-7699	0.00	0.00	0.0%
3) Contributions		8980-8999	0.00	0.00	0.0%
4) TOTAL, OTHER FINANCING SOURCES/USES			0.00	0.00	0.0%

Description	Function Codes	Object Codes	2017-18 Estimated Actuals	2018-19 Budget	Percent Difference	
E. NET INCREASE (DECREASE) IN FUND BALANCE (C + D4)			(4,086,923.48)	0.00	-100.0%	
F. FUND BALANCE, RESERVES						
1) Beginning Fund Balance						
a) As of July 1 - Unaudited			9791	4,086,923.48	0.00	-100.0%
b) Audit Adjustments			9793	0.00	0.00	0.0%
c) As of July 1 - Audited (F1a + F1b)				4,086,923.48	0.00	-100.0%
d) Other Restatements			9795	0.00	0.00	0.0%
e) Adjusted Beginning Balance (F1c + F1d)				4,086,923.48	0.00	-100.0%
2) Ending Balance, June 30 (E + F1e)				0.00	0.00	0.0%
Components of Ending Fund Balance						
a) Nonspendable						
Revolving Cash			9711	0.00	0.00	0.0%
Stores			9712	0.00	0.00	0.0%
Prepaid Items			9713	0.00	0.00	0.0%
All Others			9719	0.00	0.00	0.0%
b) Restricted			9740	0.00	0.00	0.0%
c) Committed						
Stabilization Arrangements			9750	0.00	0.00	0.0%
Other Commitments (by Resource/Object)			9760	0.00	0.00	0.0%
d) Assigned						
Other Assignments (by Resource/Object)			9780	0.00	0.00	0.0%
e) Unassigned/Unappropriated						
Reserve for Economic Uncertainties			9789	0.00	0.00	0.0%
Unassigned/Unappropriated Amount			9790	0.00	0.00	0.0%

<u>Resource</u>	<u>Description</u>	<u>2017-18 Estimated Actuals</u>	<u>2018-19 Budget</u>
	Total, Restricted Balance	0.00	0.00

Capital Facilities Fund



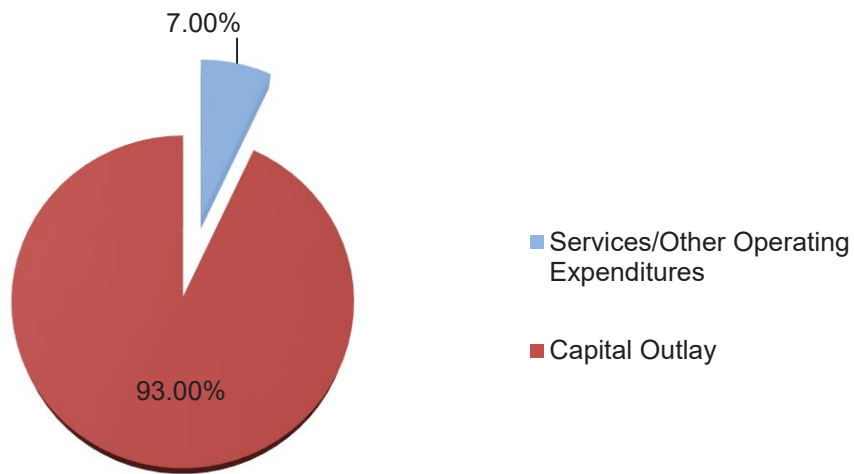
Artwork created by a Santa Ana Unified School District student from Madison Elementary School.

Capital Facilities Fund (25)



The Capital Facilities Fund is a capital project fund established to account primarily for monies received from fees levied on developers or other agencies as a condition of approving development. The projected revenue is \$4.4 million.

The Capital Facilities Fund is used for the acquisition or construction of major capital facilities related to growth. The projected expenditures are \$10.0 million.



The projected fund balance of \$16.7 million is reserved for future capital projects (\$1.9 million), City of Santa Ana Redevelopment projects (\$9.3 million), and Redevelopment Agency projects (\$5.5 million).

Description	Resource Codes	Object Codes	2017-18 Estimated Actuals	2018-19 Budget	Percent Difference
A. REVENUES					
1) LCFF Sources		8010-8099	0.00	0.00	0.0%
2) Federal Revenue		8100-8299	0.00	0.00	0.0%
3) Other State Revenue		8300-8599	0.00	0.00	0.0%
4) Other Local Revenue		8600-8799	13,499,335.18	4,390,574.00	-67.5%
5) TOTAL, REVENUES			13,499,335.18	4,390,574.00	-67.5%
B. EXPENDITURES					
1) Certificated Salaries		1000-1999	0.00	0.00	0.0%
2) Classified Salaries		2000-2999	0.00	0.00	0.0%
3) Employee Benefits		3000-3999	0.00	0.00	0.0%
4) Books and Supplies		4000-4999	9,625.00	5,500.00	-42.9%
5) Services and Other Operating Expenditures		5000-5999	408,195.05	696,557.00	70.6%
6) Capital Outlay		6000-6999	8,504,374.01	9,331,389.76	9.7%
7) Other Outgo (excluding Transfers of Indirect Costs)		7100-7299, 7400-7499	0.00	0.00	0.0%
8) Other Outgo - Transfers of Indirect Costs		7300-7399	0.00	0.00	0.0%
9) TOTAL, EXPENDITURES			8,922,194.06	10,033,446.76	12.5%
C. EXCESS (DEFICIENCY) OF REVENUES OVER EXPENDITURES BEFORE OTHER FINANCING SOURCES AND USES (A5 - B9)			4,577,141.12	(5,642,872.76)	-223.3%
D. OTHER FINANCING SOURCES/USES					
1) Interfund Transfers					
a) Transfers In		8900-8929	1,256,831.43	0.00	-100.0%
b) Transfers Out		7600-7629	1,351,229.96	1,503,880.61	11.3%
2) Other Sources/Uses					
a) Sources		8930-8979	0.00	0.00	0.0%
b) Uses		7630-7699	0.00	0.00	0.0%
3) Contributions		8980-8999	0.00	0.00	0.0%
4) TOTAL, OTHER FINANCING SOURCES/USES			(94,398.53)	(1,503,880.61)	1493.1%

Description	Resource Codes	Object Codes	2017-18 Estimated Actuals	2018-19 Budget	Percent Difference
E. NET INCREASE (DECREASE) IN FUND BALANCE (C + D4)			4,482,742.59	(7,146,753.37)	-259.4%
F. FUND BALANCE, RESERVES					
1) Beginning Fund Balance					
a) As of July 1 - Unaudited		9791	19,424,846.15	23,862,980.82	22.8%
b) Audit Adjustments		9793	(44,607.92)	0.00	-100.0%
c) As of July 1 - Audited (F1a + F1b)			19,380,238.23	23,862,980.82	23.1%
d) Other Restatements		9795	0.00	0.00	0.0%
e) Adjusted Beginning Balance (F1c + F1d)			19,380,238.23	23,862,980.82	23.1%
2) Ending Balance, June 30 (E + F1e)			23,862,980.82	16,716,227.45	-29.9%
Components of Ending Fund Balance					
a) Nonspendable					
Revolving Cash		9711	0.00	0.00	0.0%
Stores		9712	0.00	0.00	0.0%
Prepaid Items		9713	0.00	0.00	0.0%
All Others		9719	0.00	0.00	0.0%
b) Restricted					
		9740	0.00	5,555,468.49	New
c) Committed					
Stabilization Arrangements		9750	0.00	0.00	0.0%
Other Commitments		9760	0.00	0.00	0.0%
d) Assigned					
Other Assignments		9780	23,862,980.82	11,160,758.96	-53.2%
Developer Fees	0000	9780		9,286,512.67	
City of Santa Ana Redevelopment	0000	9780		1,874,246.29	
Developer Fees	0000	9780	9,203,417.67		
Redevelopment Agency Funds (RDA)	0000	9780	10,315,893.10		
City of Santa Ana Redevelopment	0000	9780	3,676,648.29		
Walker/Roosevelt Joint Use	0000	9780	422,463.79		
Valley P2P	0000	9780	244,557.97		
e) Unassigned/Unappropriated					
Reserve for Economic Uncertainties		9789	0.00	0.00	0.0%
Unassigned/Unappropriated Amount		9790	0.00	0.00	0.0%

Description	Resource Codes	Object Codes	2017-18 Estimated Actuals	2018-19 Budget	Percent Difference
G. ASSETS					
1) Cash					
a) in County Treasury		9110	0.00		
1) Fair Value Adjustment to Cash in County Treasury		9111	0.00		
b) in Banks		9120	0.00		
c) in Revolving Cash Account		9130	0.00		
d) with Fiscal Agent/Trustee		9135	0.00		
e) Collections Awaiting Deposit		9140	0.00		
2) Investments		9150	0.00		
3) Accounts Receivable		9200	0.00		
4) Due from Grantor Government		9290	0.00		
5) Due from Other Funds		9310	0.00		
6) Stores		9320	0.00		
7) Prepaid Expenditures		9330	0.00		
8) Other Current Assets		9340	0.00		
9) TOTAL, ASSETS			0.00		
H. DEFERRED OUTFLOWS OF RESOURCES					
1) Deferred Outflows of Resources		9490	0.00		
2) TOTAL, DEFERRED OUTFLOWS			0.00		
I. LIABILITIES					
1) Accounts Payable		9500	0.00		
2) Due to Grantor Governments		9590	0.00		
3) Due to Other Funds		9610	0.00		
4) Current Loans		9640	0.00		
5) Unearned Revenue		9650	0.00		
6) TOTAL, LIABILITIES			0.00		
J. DEFERRED INFLOWS OF RESOURCES					
1) Deferred Inflows of Resources		9690	0.00		
2) TOTAL, DEFERRED INFLOWS			0.00		
K. FUND EQUITY					
Ending Fund Balance, June 30 (G9 + H2) - (I6 + J2)			0.00		

Description	Resource Codes	Object Codes	2017-18 Estimated Actuals	2018-19 Budget	Percent Difference
OTHER STATE REVENUE					
Tax Relief Subventions Restricted Levies - Other					
Homeowners' Exemptions		8575	0.00	0.00	0.0%
Other Subventions/In-Lieu Taxes		8576	0.00	0.00	0.0%
All Other State Revenue		8590	0.00	0.00	0.0%
TOTAL, OTHER STATE REVENUE			0.00	0.00	0.0%
OTHER LOCAL REVENUE					
Other Local Revenue County and District Taxes					
Other Restricted Levies Secured Roll		8615	0.00	0.00	0.0%
Unsecured Roll		8616	0.00	0.00	0.0%
Prior Years' Taxes		8617	0.00	0.00	0.0%
Supplemental Taxes		8618	0.00	0.00	0.0%
Non-Ad Valorem Taxes Parcel Taxes		8621	0.00	0.00	0.0%
Other		8622	0.00	0.00	0.0%
Community Redevelopment Funds Not Subject to LCFF Deduction		8625	3,424,446.00	3,925,574.00	14.6%
Penalties and Interest from Delinquent Non-LCFF Taxes		8629	0.00	0.00	0.0%
Sales Sale of Equipment/Supplies		8631	0.00	0.00	0.0%
Interest		8660	212,000.00	215,000.00	1.4%
Net Increase (Decrease) in the Fair Value of Investments		8662	0.00	0.00	0.0%
Fees and Contracts Mitigation/Developer Fees		8681	4,100,000.00	250,000.00	-93.9%
Other Local Revenue All Other Local Revenue		8699	5,762,889.18	0.00	-100.0%
All Other Transfers In from All Others		8799	0.00	0.00	0.0%
TOTAL, OTHER LOCAL REVENUE			13,499,335.18	4,390,574.00	-67.5%
TOTAL, REVENUES			13,499,335.18	4,390,574.00	-67.5%

Description	Resource Codes	Object Codes	2017-18 Estimated Actuals	2018-19 Budget	Percent Difference
CERTIFICATED SALARIES					
Other Certificated Salaries		1900	0.00	0.00	0.0%
TOTAL, CERTIFICATED SALARIES			0.00	0.00	0.0%
CLASSIFIED SALARIES					
Classified Support Salaries		2200	0.00	0.00	0.0%
Classified Supervisors' and Administrators' Salaries		2300	0.00	0.00	0.0%
Clerical, Technical and Office Salaries		2400	0.00	0.00	0.0%
Other Classified Salaries		2900	0.00	0.00	0.0%
TOTAL, CLASSIFIED SALARIES			0.00	0.00	0.0%
EMPLOYEE BENEFITS					
STRS		3101-3102	0.00	0.00	0.0%
PERS		3201-3202	0.00	0.00	0.0%
OASDI/Medicare/Alternative		3301-3302	0.00	0.00	0.0%
Health and Welfare Benefits		3401-3402	0.00	0.00	0.0%
Unemployment Insurance		3501-3502	0.00	0.00	0.0%
Workers' Compensation		3601-3602	0.00	0.00	0.0%
OPEB, Allocated		3701-3702	0.00	0.00	0.0%
OPEB, Active Employees		3751-3752	0.00	0.00	0.0%
Other Employee Benefits		3901-3902	0.00	0.00	0.0%
TOTAL, EMPLOYEE BENEFITS			0.00	0.00	0.0%
BOOKS AND SUPPLIES					
Approved Textbooks and Core Curricula Materials		4100	0.00	0.00	0.0%
Books and Other Reference Materials		4200	0.00	0.00	0.0%
Materials and Supplies		4300	348.00	500.00	43.7%
Noncapitalized Equipment		4400	9,277.00	5,000.00	-46.1%
TOTAL, BOOKS AND SUPPLIES			9,625.00	5,500.00	-42.9%

Description	Resource Codes	Object Codes	2017-18 Estimated Actuals	2018-19 Budget	Percent Difference
SERVICES AND OTHER OPERATING EXPENDITURES					
Subagreements for Services		5100	0.00	0.00	0.0%
Travel and Conferences		5200	0.00	0.00	0.0%
Insurance		5400-5450	0.00	0.00	0.0%
Operations and Housekeeping Services		5500	0.00	0.00	0.0%
Rentals, Leases, Repairs, and Noncapitalized Improvements		5600	8,120.00	6,000.00	-26.1%
Transfers of Direct Costs		5710	0.00	0.00	0.0%
Transfers of Direct Costs - Interfund		5750	0.00	0.00	0.0%
Professional/Consulting Services and Operating Expenditures		5800	400,075.05	690,557.00	72.6%
Communications		5900	0.00	0.00	0.0%
TOTAL, SERVICES AND OTHER OPERATING EXPENDITURES			408,195.05	696,557.00	70.6%
CAPITAL OUTLAY					
Land		6100	133,728.00	10,500.00	-92.1%
Land Improvements		6170	4,500.00	4,500.00	0.0%
Buildings and Improvements of Buildings		6200	8,256,639.01	9,228,389.76	11.8%
Books and Media for New School Libraries or Major Expansion of School Libraries		6300	0.00	0.00	0.0%
Equipment		6400	109,507.00	88,000.00	-19.6%
Equipment Replacement		6500	0.00	0.00	0.0%
TOTAL, CAPITAL OUTLAY			8,504,374.01	9,331,389.76	9.7%
OTHER OUTGO (excluding Transfers of Indirect Costs)					
Other Transfers Out					
All Other Transfers Out to All Others		7299	0.00	0.00	0.0%
Debt Service					
Debt Service - Interest		7438	0.00	0.00	0.0%
Other Debt Service - Principal		7439	0.00	0.00	0.0%
TOTAL, OTHER OUTGO (excluding Transfers of Indirect Costs)			0.00	0.00	0.0%
TOTAL, EXPENDITURES			8,922,194.06	10,033,446.76	12.5%

Description	Resource Codes	Object Codes	2017-18 Estimated Actuals	2018-19 Budget	Percent Difference
INTERFUND TRANSFERS					
INTERFUND TRANSFERS IN					
Other Authorized Interfund Transfers In		8919	1,256,831.43	0.00	-100.0%
(a) TOTAL, INTERFUND TRANSFERS IN			1,256,831.43	0.00	-100.0%
INTERFUND TRANSFERS OUT					
To: State School Building Fund/ County School Facilities Fund		7613	0.00	0.00	0.0%
Other Authorized Interfund Transfers Out		7619	1,351,229.96	1,503,880.61	11.3%
(b) TOTAL, INTERFUND TRANSFERS OUT			1,351,229.96	1,503,880.61	11.3%
OTHER SOURCES/USES					
SOURCES					
Proceeds					
Proceeds from Sale/Lease- Purchase of Land/Buildings		8953	0.00	0.00	0.0%
Other Sources					
Transfers from Funds of Lapsed/Reorganized LEAs		8965	0.00	0.00	0.0%
Long-Term Debt Proceeds					
Proceeds from Certificates of Participation		8971	0.00	0.00	0.0%
Proceeds from Capital Leases		8972	0.00	0.00	0.0%
Proceeds from Lease Revenue Bonds		8973	0.00	0.00	0.0%
All Other Financing Sources		8979	0.00	0.00	0.0%
(c) TOTAL, SOURCES			0.00	0.00	0.0%
USES					
Transfers of Funds from Lapsed/Reorganized LEAs		7651	0.00	0.00	0.0%
All Other Financing Uses		7699	0.00	0.00	0.0%
(d) TOTAL, USES			0.00	0.00	0.0%
CONTRIBUTIONS					
Contributions from Unrestricted Revenues		8980	0.00	0.00	0.0%
Contributions from Restricted Revenues		8990	0.00	0.00	0.0%
(e) TOTAL, CONTRIBUTIONS			0.00	0.00	0.0%
TOTAL, OTHER FINANCING SOURCES/USES (a - b + c - d + e)			(94,398.53)	(1,503,880.61)	1493.1%

Description	Function Codes	Object Codes	2017-18 Estimated Actuals	2018-19 Budget	Percent Difference
A. REVENUES					
1) LCFF Sources		8010-8099	0.00	0.00	0.0%
2) Federal Revenue		8100-8299	0.00	0.00	0.0%
3) Other State Revenue		8300-8599	0.00	0.00	0.0%
4) Other Local Revenue		8600-8799	13,499,335.18	4,390,574.00	-67.5%
5) TOTAL, REVENUES			13,499,335.18	4,390,574.00	-67.5%
B. EXPENDITURES (Objects 1000-7999)					
1) Instruction	1000-1999		0.00	0.00	0.0%
2) Instruction - Related Services	2000-2999		0.00	0.00	0.0%
3) Pupil Services	3000-3999		0.00	0.00	0.0%
4) Ancillary Services	4000-4999		0.00	0.00	0.0%
5) Community Services	5000-5999		0.00	0.00	0.0%
6) Enterprise	6000-6999		0.00	0.00	0.0%
7) General Administration	7000-7999		183,194.28	356,705.00	94.7%
8) Plant Services	8000-8999		8,738,999.78	9,676,741.76	10.7%
9) Other Outgo	9000-9999	Except 7600-7699	0.00	0.00	0.0%
10) TOTAL, EXPENDITURES			8,922,194.06	10,033,446.76	12.5%
C. EXCESS (DEFICIENCY) OF REVENUES OVER EXPENDITURES BEFORE OTHER FINANCING SOURCES AND USES (A5 - B10)			4,577,141.12	(5,642,872.76)	-223.3%
D. OTHER FINANCING SOURCES/USES					
1) Interfund Transfers					
a) Transfers In		8900-8929	1,256,831.43	0.00	-100.0%
b) Transfers Out		7600-7629	1,351,229.96	1,503,880.61	11.3%
2) Other Sources/Uses					
a) Sources		8930-8979	0.00	0.00	0.0%
b) Uses		7630-7699	0.00	0.00	0.0%
3) Contributions		8980-8999	0.00	0.00	0.0%
4) TOTAL, OTHER FINANCING SOURCES/USES			(94,398.53)	(1,503,880.61)	1493.1%

Description	Function Codes	Object Codes	2017-18 Estimated Actuals	2018-19 Budget	Percent Difference
E. NET INCREASE (DECREASE) IN FUND BALANCE (C + D4)			4,482,742.59	(7,146,753.37)	-259.4%
F. FUND BALANCE, RESERVES					
1) Beginning Fund Balance					
a) As of July 1 - Unaudited		9791	19,424,846.15	23,862,980.82	22.8%
b) Audit Adjustments		9793	(44,607.92)	0.00	-100.0%
c) As of July 1 - Audited (F1a + F1b)			19,380,238.23	23,862,980.82	23.1%
d) Other Restatements		9795	0.00	0.00	0.0%
e) Adjusted Beginning Balance (F1c + F1d)			19,380,238.23	23,862,980.82	23.1%
2) Ending Balance, June 30 (E + F1e)					
Components of Ending Fund Balance					
a) Nonspendable					
Revolving Cash		9711	0.00	0.00	0.0%
Stores		9712	0.00	0.00	0.0%
Prepaid Items		9713	0.00	0.00	0.0%
All Others		9719	0.00	0.00	0.0%
b) Restricted					
		9740	0.00	5,555,468.49	New
c) Committed					
Stabilization Arrangements		9750	0.00	0.00	0.0%
Other Commitments (by Resource/Object)		9760	0.00	0.00	0.0%
d) Assigned					
Other Assignments (by Resource/Object)					
Developer Fees	0000	9780		9,286,512.67	
City of Santa Ana Redevelopment	0000	9780		1,874,246.29	
Developer Fees	0000	9780	9,203,417.67		
Redevelopment Agency Funds (RDA)	0000	9780	10,315,893.10		
City of Santa Ana Redevelopment	0000	9780	3,676,648.29		
Walker/Roosevelt Joint Use	0000	9780	422,463.79		
Valley P2P	0000	9780	244,557.97		
e) Unassigned/Unappropriated					
Reserve for Economic Uncertainties		9789	0.00	0.00	0.0%
Unassigned/Unappropriated Amount		9790	0.00	0.00	0.0%

Resource	Description	2017-18 Estimated Actuals	2018-19 Budget
9010	Other Restricted Local	0.00	5,555,468.49
Total, Restricted Balance		0.00	5,555,468.49

County School Facilities Fund



Artwork created by a Santa Ana Unified School District student from Madison Elementary School.

County School Facilities Fund (35)



The County School Facilities Fund is a capital project fund established to account primarily for State apportionments received for school facility construction and modernization projects. Currently there are no more revenues coming in to the District except for the interest revenue. \$20k is budgeted for interest and costs.

The projected fund balance of approximately \$28.0 million is reserved for future capital projects.

Description	Resource Codes	Object Codes	2017-18 Estimated Actuals	2018-19 Budget	Percent Difference
A. REVENUES					
1) LCFF Sources		8010-8099	0.00	0.00	0.0%
2) Federal Revenue		8100-8299	0.00	0.00	0.0%
3) Other State Revenue		8300-8599	3,220,891.00	0.00	-100.0%
4) Other Local Revenue		8600-8799	348,680.00	300,000.00	-14.0%
5) TOTAL, REVENUES			3,569,571.00	300,000.00	-91.6%
B. EXPENDITURES					
1) Certificated Salaries		1000-1999	0.00	0.00	0.0%
2) Classified Salaries		2000-2999	0.00	0.00	0.0%
3) Employee Benefits		3000-3999	0.00	0.00	0.0%
4) Books and Supplies		4000-4999	0.00	0.00	0.0%
5) Services and Other Operating Expenditures		5000-5999	18,000.00	20,000.00	11.1%
6) Capital Outlay		6000-6999	3,208,014.29	0.00	-100.0%
7) Other Outgo (excluding Transfers of Indirect Costs)		7100-7299, 7400-7499	0.00	0.00	0.0%
8) Other Outgo - Transfers of Indirect Costs		7300-7399	0.00	0.00	0.0%
9) TOTAL, EXPENDITURES			3,226,014.29	20,000.00	-99.4%
C. EXCESS (DEFICIENCY) OF REVENUES OVER EXPENDITURES BEFORE OTHER FINANCING SOURCES AND USES (A5 - B9)			343,556.71	280,000.00	-18.5%
D. OTHER FINANCING SOURCES/USES					
1) Interfund Transfers					
a) Transfers In		8900-8929	0.00	0.00	0.0%
b) Transfers Out		7600-7629	0.00	0.00	0.0%
2) Other Sources/Uses					
a) Sources		8930-8979	0.00	0.00	0.0%
b) Uses		7630-7699	0.00	0.00	0.0%
3) Contributions		8980-8999	0.00	0.00	0.0%
4) TOTAL, OTHER FINANCING SOURCES/USES			0.00	0.00	0.0%

Description	Resource Codes	Object Codes	2017-18 Estimated Actuals	2018-19 Budget	Percent Difference
E. NET INCREASE (DECREASE) IN FUND BALANCE (C + D4)			343,556.71	280,000.00	-18.5%
F. FUND BALANCE, RESERVES					
1) Beginning Fund Balance					
a) As of July 1 - Unaudited		9791	27,371,157.56	27,714,714.27	1.3%
b) Audit Adjustments		9793	0.00	0.00	0.0%
c) As of July 1 - Audited (F1a + F1b)			27,371,157.56	27,714,714.27	1.3%
d) Other Restatements		9795	0.00	0.00	0.0%
e) Adjusted Beginning Balance (F1c + F1d)			27,371,157.56	27,714,714.27	1.3%
2) Ending Balance, June 30 (E + F1e)			27,714,714.27	27,994,714.27	1.0%
Components of Ending Fund Balance					
a) Nonspendable					
Revolving Cash		9711	0.00	0.00	0.0%
Stores		9712	0.00	0.00	0.0%
Prepaid Items		9713	0.00	0.00	0.0%
All Others		9719	0.00	0.00	0.0%
b) Restricted		9740	27,714,714.27	27,994,714.27	1.0%
c) Committed					
Stabilization Arrangements		9750	0.00	0.00	0.0%
Other Commitments		9760	0.00	0.00	0.0%
d) Assigned					
Other Assignments		9780	0.00	0.00	0.0%
e) Unassigned/Unappropriated					
Reserve for Economic Uncertainties		9789	0.00	0.00	0.0%
Unassigned/Unappropriated Amount		9790	0.00	0.00	0.0%

Description	Resource Codes	Object Codes	2017-18 Estimated Actuals	2018-19 Budget	Percent Difference
G. ASSETS					
1) Cash					
a) in County Treasury		9110	0.00		
1) Fair Value Adjustment to Cash in County Treasury		9111	0.00		
b) in Banks		9120	0.00		
c) in Revolving Cash Account		9130	0.00		
d) with Fiscal Agent/Trustee		9135	0.00		
e) Collections Awaiting Deposit		9140	0.00		
2) Investments		9150	0.00		
3) Accounts Receivable		9200	0.00		
4) Due from Grantor Government		9290	0.00		
5) Due from Other Funds		9310	0.00		
6) Stores		9320	0.00		
7) Prepaid Expenditures		9330	0.00		
8) Other Current Assets		9340	0.00		
9) TOTAL, ASSETS			0.00		
H. DEFERRED OUTFLOWS OF RESOURCES					
1) Deferred Outflows of Resources		9490	0.00		
2) TOTAL, DEFERRED OUTFLOWS			0.00		
I. LIABILITIES					
1) Accounts Payable		9500	0.00		
2) Due to Grantor Governments		9590	0.00		
3) Due to Other Funds		9610	0.00		
4) Current Loans		9640	0.00		
5) Unearned Revenue		9650	0.00		
6) TOTAL, LIABILITIES			0.00		
J. DEFERRED INFLOWS OF RESOURCES					
1) Deferred Inflows of Resources		9690	0.00		
2) TOTAL, DEFERRED INFLOWS			0.00		
K. FUND EQUITY					
Ending Fund Balance, June 30 (G9 + H2) - (I6 + J2)			0.00		

Description	Resource Codes	Object Codes	2017-18 Estimated Actuals	2018-19 Budget	Percent Difference
FEDERAL REVENUE					
All Other Federal Revenue		8290	0.00	0.00	0.0%
TOTAL, FEDERAL REVENUE			0.00	0.00	0.0%
OTHER STATE REVENUE					
School Facilities Apportionments		8545	3,220,891.00	0.00	-100.0%
Pass-Through Revenues from State Sources		8587	0.00	0.00	0.0%
All Other State Revenue		8590	0.00	0.00	0.0%
TOTAL, OTHER STATE REVENUE			3,220,891.00	0.00	-100.0%
OTHER LOCAL REVENUE					
Sales					
Sale of Equipment/Supplies		8631	0.00	0.00	0.0%
Leases and Rentals		8650	0.00	0.00	0.0%
Interest		8660	348,680.00	300,000.00	-14.0%
Net Increase (Decrease) in the Fair Value of Investments		8662	0.00	0.00	0.0%
Other Local Revenue					
All Other Local Revenue		8699	0.00	0.00	0.0%
All Other Transfers In from All Others		8799	0.00	0.00	0.0%
TOTAL, OTHER LOCAL REVENUE			348,680.00	300,000.00	-14.0%
TOTAL, REVENUES			3,569,571.00	300,000.00	-91.6%

Description	Resource Codes	Object Codes	2017-18 Estimated Actuals	2018-19 Budget	Percent Difference
CLASSIFIED SALARIES					
Classified Support Salaries		2200	0.00	0.00	0.0%
Classified Supervisors' and Administrators' Salaries		2300	0.00	0.00	0.0%
Clerical, Technical and Office Salaries		2400	0.00	0.00	0.0%
Other Classified Salaries		2900	0.00	0.00	0.0%
TOTAL, CLASSIFIED SALARIES			0.00	0.00	0.0%
EMPLOYEE BENEFITS					
STRS		3101-3102	0.00	0.00	0.0%
PERS		3201-3202	0.00	0.00	0.0%
OASDI/Medicare/Alternative		3301-3302	0.00	0.00	0.0%
Health and Welfare Benefits		3401-3402	0.00	0.00	0.0%
Unemployment Insurance		3501-3502	0.00	0.00	0.0%
Workers' Compensation		3601-3602	0.00	0.00	0.0%
OPEB, Allocated		3701-3702	0.00	0.00	0.0%
OPEB, Active Employees		3751-3752	0.00	0.00	0.0%
Other Employee Benefits		3901-3902	0.00	0.00	0.0%
TOTAL, EMPLOYEE BENEFITS			0.00	0.00	0.0%
BOOKS AND SUPPLIES					
Books and Other Reference Materials		4200	0.00	0.00	0.0%
Materials and Supplies		4300	0.00	0.00	0.0%
Noncapitalized Equipment		4400	0.00	0.00	0.0%
TOTAL, BOOKS AND SUPPLIES			0.00	0.00	0.0%

Description	Resource Codes	Object Codes	2017-18 Estimated Actuals	2018-19 Budget	Percent Difference
SERVICES AND OTHER OPERATING EXPENDITURES					
Subagreements for Services		5100	0.00	0.00	0.0%
Travel and Conferences		5200	0.00	0.00	0.0%
Insurance		5400-5450	0.00	0.00	0.0%
Operations and Housekeeping Services		5500	0.00	0.00	0.0%
Rentals, Leases, Repairs, and Noncapitalized Improvements		5600	0.00	0.00	0.0%
Transfers of Direct Costs		5710	0.00	0.00	0.0%
Transfers of Direct Costs - Interfund		5750	0.00	0.00	0.0%
Professional/Consulting Services and Operating Expenditures		5800	18,000.00	20,000.00	11.1%
Communications		5900	0.00	0.00	0.0%
TOTAL, SERVICES AND OTHER OPERATING EXPENDITURES			18,000.00	20,000.00	11.1%
CAPITAL OUTLAY					
Land		6100	51,953.00	0.00	-100.0%
Land Improvements		6170	7,800.00	0.00	-100.0%
Buildings and Improvements of Buildings		6200	3,148,261.29	0.00	-100.0%
Books and Media for New School Libraries or Major Expansion of School Libraries		6300	0.00	0.00	0.0%
Equipment		6400	0.00	0.00	0.0%
Equipment Replacement		6500	0.00	0.00	0.0%
TOTAL, CAPITAL OUTLAY			3,208,014.29	0.00	-100.0%
OTHER OUTGO (excluding Transfers of Indirect Costs)					
Other Transfers Out					
Transfers of Pass-Through Revenues To Districts or Charter Schools		7211	0.00	0.00	0.0%
To County Offices		7212	0.00	0.00	0.0%
To JPAs		7213	0.00	0.00	0.0%
All Other Transfers Out to All Others		7299	0.00	0.00	0.0%
Debt Service					
Debt Service - Interest		7438	0.00	0.00	0.0%
Other Debt Service - Principal		7439	0.00	0.00	0.0%
TOTAL, OTHER OUTGO (excluding Transfers of Indirect Costs)			0.00	0.00	0.0%
TOTAL, EXPENDITURES			3,226,014.29	20,000.00	-99.4%

Description	Resource Codes	Object Codes	2017-18 Estimated Actuals	2018-19 Budget	Percent Difference
INTERFUND TRANSFERS					
INTERFUND TRANSFERS IN					
To: State School Building Fund/ County School Facilities Fund From: All Other Funds		8913	0.00	0.00	0.0%
Other Authorized Interfund Transfers In		8919	0.00	0.00	0.0%
(a) TOTAL, INTERFUND TRANSFERS IN			0.00	0.00	0.0%
INTERFUND TRANSFERS OUT					
To: State School Building Fund/ County School Facilities Fund		7613	0.00	0.00	0.0%
Other Authorized Interfund Transfers Out		7619	0.00	0.00	0.0%
(b) TOTAL, INTERFUND TRANSFERS OUT			0.00	0.00	0.0%

Description	Resource Codes	Object Codes	2017-18 Estimated Actuals	2018-19 Budget	Percent Difference
OTHER SOURCES/USES					
SOURCES					
Proceeds					
Proceeds from Sale/Lease- Purchase of Land/Buildings		8953	0.00	0.00	0.0%
Other Sources					
Transfers from Funds of Lapsed/Reorganized LEAs		8965	0.00	0.00	0.0%
Long-Term Debt Proceeds					
Proceeds from Certificates of Participation		8971	0.00	0.00	0.0%
Proceeds from Capital Leases		8972	0.00	0.00	0.0%
Proceeds from Lease Revenue Bonds		8973	0.00	0.00	0.0%
All Other Financing Sources		8979	0.00	0.00	0.0%
(c) TOTAL, SOURCES			0.00	0.00	0.0%
USES					
Transfers of Funds from Lapsed/Reorganized LEAs		7651	0.00	0.00	0.0%
(d) TOTAL, USES			0.00	0.00	0.0%
CONTRIBUTIONS					
Contributions from Unrestricted Revenues		8980	0.00	0.00	0.0%
Contributions from Restricted Revenues		8990	0.00	0.00	0.0%
(e) TOTAL, CONTRIBUTIONS			0.00	0.00	0.0%
TOTAL, OTHER FINANCING SOURCES/USES (a - b + c - d + e)			0.00	0.00	0.0%

Description	Function Codes	Object Codes	2017-18 Estimated Actuals	2018-19 Budget	Percent Difference
A. REVENUES					
1) LCFF Sources		8010-8099	0.00	0.00	0.0%
2) Federal Revenue		8100-8299	0.00	0.00	0.0%
3) Other State Revenue		8300-8599	3,220,891.00	0.00	-100.0%
4) Other Local Revenue		8600-8799	348,680.00	300,000.00	-14.0%
5) TOTAL, REVENUES			3,569,571.00	300,000.00	-91.6%
B. EXPENDITURES (Objects 1000-7999)					
1) Instruction	1000-1999		0.00	0.00	0.0%
2) Instruction - Related Services	2000-2999		0.00	0.00	0.0%
3) Pupil Services	3000-3999		0.00	0.00	0.0%
4) Ancillary Services	4000-4999		0.00	0.00	0.0%
5) Community Services	5000-5999		0.00	0.00	0.0%
6) Enterprise	6000-6999		0.00	0.00	0.0%
7) General Administration	7000-7999		0.00	0.00	0.0%
8) Plant Services	8000-8999		3,226,014.29	20,000.00	-99.4%
9) Other Outgo	9000-9999	Except 7600-7699	0.00	0.00	0.0%
10) TOTAL, EXPENDITURES			3,226,014.29	20,000.00	-99.4%
C. EXCESS (DEFICIENCY) OF REVENUES OVER EXPENDITURES BEFORE OTHER FINANCING SOURCES AND USES (A5 - B10)			343,556.71	280,000.00	-18.5%
D. OTHER FINANCING SOURCES/USES					
1) Interfund Transfers					
a) Transfers In		8900-8929	0.00	0.00	0.0%
b) Transfers Out		7600-7629	0.00	0.00	0.0%
2) Other Sources/Uses					
a) Sources		8930-8979	0.00	0.00	0.0%
b) Uses		7630-7699	0.00	0.00	0.0%
3) Contributions		8980-8999	0.00	0.00	0.0%
4) TOTAL, OTHER FINANCING SOURCES/USES			0.00	0.00	0.0%

Description	Function Codes	Object Codes	2017-18 Estimated Actuals	2018-19 Budget	Percent Difference
E. NET INCREASE (DECREASE) IN FUND BALANCE (C + D4)			343,556.71	280,000.00	-18.5%
F. FUND BALANCE, RESERVES					
1) Beginning Fund Balance					
a) As of July 1 - Unaudited		9791	27,371,157.56	27,714,714.27	1.3%
b) Audit Adjustments		9793	0.00	0.00	0.0%
c) As of July 1 - Audited (F1a + F1b)			27,371,157.56	27,714,714.27	1.3%
d) Other Restatements		9795	0.00	0.00	0.0%
e) Adjusted Beginning Balance (F1c + F1d)			27,371,157.56	27,714,714.27	1.3%
2) Ending Balance, June 30 (E + F1e)			27,714,714.27	27,994,714.27	1.0%
Components of Ending Fund Balance					
a) Nonspendable					
Revolving Cash		9711	0.00	0.00	0.0%
Stores		9712	0.00	0.00	0.0%
Prepaid Items		9713	0.00	0.00	0.0%
All Others		9719	0.00	0.00	0.0%
b) Restricted			27,714,714.27	27,994,714.27	1.0%
c) Committed					
Stabilization Arrangements		9750	0.00	0.00	0.0%
Other Commitments (by Resource/Object)		9760	0.00	0.00	0.0%
d) Assigned					
Other Assignments (by Resource/Object)		9780	0.00	0.00	0.0%
e) Unassigned/Unappropriated					
Reserve for Economic Uncertainties		9789	0.00	0.00	0.0%
Unassigned/Unappropriated Amount		9790	0.00	0.00	0.0%

<u>Resource</u>	<u>Description</u>	<u>2017-18 Estimated Actuals</u>	<u>2018-19 Budget</u>
7710	State School Facilities Projects	27,714,714.27	27,994,714.27
Total, Restricted Balance		<u>27,714,714.27</u>	<u>27,994,714.27</u>

Special Reserve Fund for Capital Outlay Projects



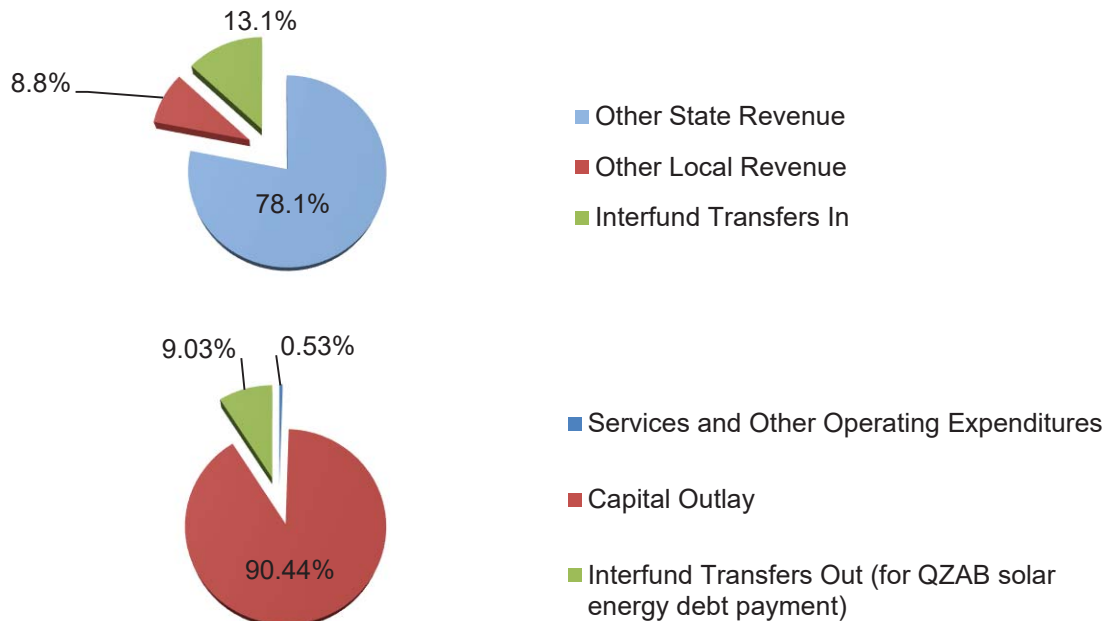
Artwork created by a Santa Ana Unified School District student from Madison Elementary School.

Special Reserve Fund for Capital Outlay Projects (40)



The Special Reserve Fund for Capital Outlay Projects is a capital project fund established to account primarily for capital outlay purposes. The following funds are utilized for construction projects at various sites as shown in the chart below:

Funding Source	Funded Projects
QZAB Solar	\$1.4 million is allocated to fund a contract with SunPower and \$2 million is to fund construction project at Century high school.
California Solar Initiative Rebate	\$2.3 million is allocated to fund architectural services at Washington Elementary School.
Emergency Repair Program	\$4.6 million is allocated to fund architectural services and construction project at Muir elementary school and \$3 million to fund a construction project at Saddleback high school.
Kitchen Remodeling	\$2.5 million is allocated to fund architectural services at Saddleback high school.



The projected fund balance of approximately \$5.7 million is reserved for future capital outlay projects (\$1.2 million), QZAB Solar Energy debt payments (\$1.2 million), California Solar Initiative projects (\$1.5 million), and Kitchen Remodeling projects (\$1.8 million).

Description	Resource Codes	Object Codes	2017-18 Estimated Actuals	2018-19 Budget	Percent Difference
A. REVENUES					
1) LCFF Sources		8010-8099	0.00	0.00	0.0%
2) Federal Revenue		8100-8299	0.00	0.00	0.0%
3) Other State Revenue		8300-8599	12,126,508.99	7,616,580.00	-37.2%
4) Other Local Revenue		8600-8799	472,531.27	861,894.00	82.4%
5) TOTAL, REVENUES			12,599,040.26	8,478,474.00	-32.7%
B. EXPENDITURES					
1) Certificated Salaries		1000-1999	0.00	0.00	0.0%
2) Classified Salaries		2000-2999	964.19	0.00	-100.0%
3) Employee Benefits		3000-3999	500.47	0.00	-100.0%
4) Books and Supplies		4000-4999	96,974.60	0.00	-100.0%
5) Services and Other Operating Expenditures		5000-5999	516,391.15	85,000.00	-83.5%
6) Capital Outlay		6000-6999	24,588,835.35	14,453,487.00	-41.2%
7) Other Outgo (excluding Transfers of Indirect Costs)		7100-7299, 7400-7499	0.00	0.00	0.0%
8) Other Outgo - Transfers of Indirect Costs		7300-7399	0.00	0.00	0.0%
9) TOTAL, EXPENDITURES			25,203,665.76	14,538,487.00	-42.3%
C. EXCESS (DEFICIENCY) OF REVENUES OVER EXPENDITURES BEFORE OTHER FINANCING SOURCES AND USES (A5 - B9)			(12,604,625.50)	(6,060,013.00)	-51.9%
D. OTHER FINANCING SOURCES/USES					
1) Interfund Transfers					
a) Transfers In		8900-8929	1,751,434.14	1,272,402.00	-27.4%
b) Transfers Out		7600-7629	3,212,347.85	1,443,189.00	-55.1%
2) Other Sources/Uses					
a) Sources		8930-8979	12,901,212.13	0.00	-100.0%
b) Uses		7630-7699	0.00	0.00	0.0%
3) Contributions		8980-8999	0.00	0.00	0.0%
4) TOTAL, OTHER FINANCING SOURCES/USES			11,440,298.42	(170,787.00)	-101.5%

Description	Resource Codes	Object Codes	2017-18 Estimated Actuals	2018-19 Budget	Percent Difference
E. NET INCREASE (DECREASE) IN FUND BALANCE (C + D4)			(1,164,327.08)	(6,230,800.00)	435.1%
F. FUND BALANCE, RESERVES					
1) Beginning Fund Balance					
a) As of July 1 - Unaudited		9791	13,444,742.29	11,956,939.25	-11.1%
b) Audit Adjustments		9793	(401,100.96)	0.00	-100.0%
c) As of July 1 - Audited (F1a + F1b)			13,043,641.33	11,956,939.25	-8.3%
d) Other Restatements		9795	77,625.00	0.00	-100.0%
e) Adjusted Beginning Balance (F1c + F1d)			13,121,266.33	11,956,939.25	-8.9%
2) Ending Balance, June 30 (E + F1e)			11,956,939.25	5,726,139.25	-52.1%
Components of Ending Fund Balance					
a) Nonspendable					
Revolving Cash		9711	0.00	0.00	0.0%
Stores		9712	0.00	0.00	0.0%
Prepaid Items		9713	0.00	0.00	0.0%
All Others		9719	0.00	0.00	0.0%
b) Restricted					
c) Committed		9740	4,347,807.62	1,801,470.62	-58.6%
Stabilization Arrangements		9750	0.00	0.00	0.0%
Other Commitments		9760	0.00	0.00	0.0%
d) Assigned					
Other Assignments		9780	7,609,131.63	3,924,668.63	-48.4%
Future capital projects	0000	9780		1,150,690.29	
QZAB Solar Energy	0000	9780		1,246,481.97	
California Solar Initiative	0000	9780		1,527,496.37	
Future capital projects	0000	9780	1,010,690.29		
QZAB Solar Energy	0000	9780	3,492,268.97		
California Solar Initiative	0000	9780	3,106,172.37		
e) Unassigned/Unappropriated					
Reserve for Economic Uncertainties		9789	0.00	0.00	0.0%
Unassigned/Unappropriated Amount		9790	0.00	0.00	0.0%

Description	Resource Codes	Object Codes	2017-18 Estimated Actuals	2018-19 Budget	Percent Difference
G. ASSETS					
1) Cash					
a) in County Treasury		9110	0.00		
1) Fair Value Adjustment to Cash in County Treasury		9111	0.00		
b) in Banks		9120	0.00		
c) in Revolving Cash Account		9130	0.00		
d) with Fiscal Agent/Trustee		9135	0.00		
e) Collections Awaiting Deposit		9140	0.00		
2) Investments		9150	0.00		
3) Accounts Receivable		9200	0.00		
4) Due from Grantor Government		9290	0.00		
5) Due from Other Funds		9310	0.00		
6) Stores		9320	0.00		
7) Prepaid Expenditures		9330	0.00		
8) Other Current Assets		9340	0.00		
9) TOTAL, ASSETS			0.00		
H. DEFERRED OUTFLOWS OF RESOURCES					
1) Deferred Outflows of Resources		9490	0.00		
2) TOTAL, DEFERRED OUTFLOWS			0.00		
I. LIABILITIES					
1) Accounts Payable		9500	0.00		
2) Due to Grantor Governments		9590	0.00		
3) Due to Other Funds		9610	0.00		
4) Current Loans		9640	0.00		
5) Unearned Revenue		9650	0.00		
6) TOTAL, LIABILITIES			0.00		
J. DEFERRED INFLOWS OF RESOURCES					
1) Deferred Inflows of Resources		9690	0.00		
2) TOTAL, DEFERRED INFLOWS			0.00		
K. FUND EQUITY					
Ending Fund Balance, June 30 (G9 + H2) - (I6 + J2)			0.00		

Description	Resource Codes	Object Codes	2017-18 Estimated Actuals	2018-19 Budget	Percent Difference
FEDERAL REVENUE					
FEMA		8281	0.00	0.00	0.0%
All Other Federal Revenue		8290	0.00	0.00	0.0%
TOTAL, FEDERAL REVENUE			0.00	0.00	0.0%
OTHER STATE REVENUE					
Pass-Through Revenues from State Sources		8587	0.00	0.00	0.0%
California Clean Energy Jobs Act	6230	8590	0.00	0.00	0.0%
All Other State Revenue	All Other	8590	12,126,508.99	7,616,580.00	-37.2%
TOTAL, OTHER STATE REVENUE			12,126,508.99	7,616,580.00	-37.2%
OTHER LOCAL REVENUE					
Other Local Revenue					
Community Redevelopment Funds Not Subject to LCFF Deduction		8625	0.00	0.00	0.0%
Sales					
Sale of Equipment/Supplies		8631	0.00	0.00	0.0%
Leases and Rentals		8650	0.00	0.00	0.0%
Interest		8660	210,000.00	150,000.00	-28.6%
Net Increase (Decrease) in the Fair Value of Investments		8662	0.00	0.00	0.0%
Other Local Revenue					
All Other Local Revenue		8699	262,531.27	711,894.00	171.2%
All Other Transfers In from All Others		8799	0.00	0.00	0.0%
TOTAL, OTHER LOCAL REVENUE			472,531.27	861,894.00	82.4%
TOTAL, REVENUES			12,599,040.26	8,478,474.00	-32.7%

Description	Resource Codes	Object Codes	2017-18 Estimated Actuals	2018-19 Budget	Percent Difference
CLASSIFIED SALARIES					
Classified Support Salaries		2200	964.19	0.00	-100.0%
Classified Supervisors' and Administrators' Salaries		2300	0.00	0.00	0.0%
Clerical, Technical and Office Salaries		2400	0.00	0.00	0.0%
Other Classified Salaries		2900	0.00	0.00	0.0%
TOTAL, CLASSIFIED SALARIES			964.19	0.00	-100.0%
EMPLOYEE BENEFITS					
STRS		3101-3102	0.00	0.00	0.0%
PERS		3201-3202	149.75	0.00	-100.0%
OASDI/Medicare/Alternative		3301-3302	73.76	0.00	-100.0%
Health and Welfare Benefits		3401-3402	262.11	0.00	-100.0%
Unemployment Insurance		3501-3502	0.48	0.00	-100.0%
Workers' Compensation		3601-3602	14.37	0.00	-100.0%
OPEB, Allocated		3701-3702	0.00	0.00	0.0%
OPEB, Active Employees		3751-3752	0.00	0.00	0.0%
Other Employee Benefits		3901-3902	0.00	0.00	0.0%
TOTAL, EMPLOYEE BENEFITS			500.47	0.00	-100.0%
BOOKS AND SUPPLIES					
Books and Other Reference Materials		4200	0.00	0.00	0.0%
Materials and Supplies		4300	260.00	0.00	-100.0%
Noncapitalized Equipment		4400	96,714.60	0.00	-100.0%
TOTAL, BOOKS AND SUPPLIES			96,974.60	0.00	-100.0%

Description	Resource Codes	Object Codes	2017-18 Estimated Actuals	2018-19 Budget	Percent Difference
SERVICES AND OTHER OPERATING EXPENDITURES					
Subagreements for Services		5100	0.00	0.00	0.0%
Travel and Conferences		5200	0.00	0.00	0.0%
Insurance		5400-5450	0.00	0.00	0.0%
Operations and Housekeeping Services		5500	0.00	0.00	0.0%
Rentals, Leases, Repairs, and Noncapitalized Improvements		5600	418,725.15	75,000.00	-82.1%
Transfers of Direct Costs		5710	0.00	0.00	0.0%
Transfers of Direct Costs - Interfund		5750	0.00	0.00	0.0%
Professional/Consulting Services and Operating Expenditures		5800	97,666.00	10,000.00	-89.8%
Communications		5900	0.00	0.00	0.0%
TOTAL, SERVICES AND OTHER OPERATING EXPENDITURES			516,391.15	85,000.00	-83.5%
CAPITAL OUTLAY					
Land		6100	51,207.00	0.00	-100.0%
Land Improvements		6170	26,612.00	0.00	-100.0%
Buildings and Improvements of Buildings		6200	24,470,244.98	14,453,487.00	-40.9%
Books and Media for New School Libraries or Major Expansion of School Libraries		6300	0.00	0.00	0.0%
Equipment		6400	40,771.37	0.00	-100.0%
Equipment Replacement		6500	0.00	0.00	0.0%
TOTAL, CAPITAL OUTLAY			24,588,835.35	14,453,487.00	-41.2%
OTHER OUTGO (excluding Transfers of Indirect Costs)					
Other Transfers Out					
Transfers of Pass-Through Revenues To Districts or Charter Schools		7211	0.00	0.00	0.0%
To County Offices		7212	0.00	0.00	0.0%
To JPAs		7213	0.00	0.00	0.0%
All Other Transfers Out to All Others		7299	0.00	0.00	0.0%
Debt Service					
Debt Service - Interest		7438	0.00	0.00	0.0%
Other Debt Service - Principal		7439	0.00	0.00	0.0%
TOTAL, OTHER OUTGO (excluding Transfers of Indirect Costs)			0.00	0.00	0.0%
TOTAL, EXPENDITURES			25,203,665.76	14,538,487.00	-42.3%

Description	Resource Codes	Object Codes	2017-18 Estimated Actuals	2018-19 Budget	Percent Difference
INTERFUND TRANSFERS					
INTERFUND TRANSFERS IN					
From: General Fund/CSSF		8912	1,232,437.99	1,272,402.00	3.2%
Other Authorized Interfund Transfers In		8919	518,996.15	0.00	-100.0%
(a) TOTAL, INTERFUND TRANSFERS IN			1,751,434.14	1,272,402.00	-27.4%
INTERFUND TRANSFERS OUT					
To: General Fund/CSSF		7612	0.00	0.00	0.0%
To: State School Building Fund/ County School Facilities Fund		7613	0.00	0.00	0.0%
Other Authorized Interfund Transfers Out		7619	3,212,347.85	1,443,189.00	-55.1%
(b) TOTAL, INTERFUND TRANSFERS OUT			3,212,347.85	1,443,189.00	-55.1%

Description	Resource Codes	Object Codes	2017-18 Estimated Actuals	2018-19 Budget	Percent Difference
OTHER SOURCES/USES					
SOURCES					
Proceeds					
Proceeds from Sale/Lease- Purchase of Land/Buildings		8953	0.00	0.00	0.0%
Other Sources					
Transfers from Funds of Lapsed/Reorganized LEAs		8965	0.00	0.00	0.0%
Long-Term Debt Proceeds					
Proceeds from Certificates of Participation		8971	0.00	0.00	0.0%
Proceeds from Capital Leases		8972	12,901,212.13	0.00	-100.0%
Proceeds from Lease Revenue Bonds		8973	0.00	0.00	0.0%
All Other Financing Sources		8979	0.00	0.00	0.0%
(c) TOTAL, SOURCES			12,901,212.13	0.00	-100.0%
USES					
Transfers of Funds from Lapsed/Reorganized LEAs		7651	0.00	0.00	0.0%
All Other Financing Uses		7699	0.00	0.00	0.0%
(d) TOTAL, USES			0.00	0.00	0.0%
CONTRIBUTIONS					
Contributions from Unrestricted Revenues		8980	0.00	0.00	0.0%
Contributions from Restricted Revenues		8990	0.00	0.00	0.0%
(e) TOTAL, CONTRIBUTIONS			0.00	0.00	0.0%
TOTAL, OTHER FINANCING SOURCES/USES (a - b + c - d + e)			11,440,298.42	(170,787.00)	-101.5%

Description	Function Codes	Object Codes	2017-18 Estimated Actuals	2018-19 Budget	Percent Difference
A. REVENUES					
1) LCFF Sources		8010-8099	0.00	0.00	0.0%
2) Federal Revenue		8100-8299	0.00	0.00	0.0%
3) Other State Revenue		8300-8599	12,126,508.99	7,616,580.00	-37.2%
4) Other Local Revenue		8600-8799	472,531.27	861,894.00	82.4%
5) TOTAL, REVENUES			12,599,040.26	8,478,474.00	-32.7%
B. EXPENDITURES (Objects 1000-7999)					
1) Instruction	1000-1999		0.00	0.00	0.0%
2) Instruction - Related Services	2000-2999		0.00	0.00	0.0%
3) Pupil Services	3000-3999		0.00	0.00	0.0%
4) Ancillary Services	4000-4999		0.00	0.00	0.0%
5) Community Services	5000-5999		0.00	0.00	0.0%
6) Enterprise	6000-6999		0.00	0.00	0.0%
7) General Administration	7000-7999		0.00	0.00	0.0%
8) Plant Services	8000-8999		25,126,040.76	14,538,487.00	-42.1%
9) Other Outgo	9000-9999	Except 7600-7699	77,625.00	0.00	-100.0%
10) TOTAL, EXPENDITURES			25,203,665.76	14,538,487.00	-42.3%
C. EXCESS (DEFICIENCY) OF REVENUES OVER EXPENDITURES BEFORE OTHER FINANCING SOURCES AND USES (A5 - B10)			(12,604,625.50)	(6,060,013.00)	-51.9%
D. OTHER FINANCING SOURCES/USES					
1) Interfund Transfers					
a) Transfers In		8900-8929	1,751,434.14	1,272,402.00	-27.4%
b) Transfers Out		7600-7629	3,212,347.95	1,443,189.00	-55.1%
2) Other Sources/Uses					
a) Sources		8930-8979	12,901,212.13	0.00	-100.0%
b) Uses		7630-7699	0.00	0.00	0.0%
3) Contributions		8980-8999	0.00	0.00	0.0%
4) TOTAL, OTHER FINANCING SOURCES/USES			11,440,298.42	(170,787.00)	-101.5%

Description	Function Codes	Object Codes	2017-18 Estimated Actuals	2018-19 Budget	Percent Difference
E. NET INCREASE (DECREASE) IN FUND BALANCE (C + D4)			(1,164,327.08)	(6,230,800.00)	435.1%
F. FUND BALANCE, RESERVES					
1) Beginning Fund Balance					
a) As of July 1 - Unaudited		9791	13,444,742.29	11,956,939.25	-11.1%
b) Audit Adjustments		9793	(401,100.96)	0.00	-100.0%
c) As of July 1 - Audited (F1a + F1b)			13,043,641.33	11,956,939.25	-8.3%
d) Other Restatements		9795	77,625.00	0.00	-100.0%
e) Adjusted Beginning Balance (F1c + F1d)			13,121,266.33	11,956,939.25	-8.9%
2) Ending Balance, June 30 (E + F1e)					
Components of Ending Fund Balance					
a) Nonspendable					
Revolving Cash		9711	0.00	0.00	0.0%
Stores		9712	0.00	0.00	0.0%
Prepaid Items		9713	0.00	0.00	0.0%
All Others		9719	0.00	0.00	0.0%
b) Restricted					
		9740	4,347,807.62	1,801,470.62	-58.6%
c) Committed					
Stabilization Arrangements		9750	0.00	0.00	0.0%
Other Commitments (by Resource/Object)		9760	0.00	0.00	0.0%
d) Assigned					
Other Assignments (by Resource/Object)		9780	7,609,131.63	3,924,668.63	-48.4%
Future capital projects	0000	9780		1,150,690.29	
QZAB Solar Energy	0000	9780		1,246,481.97	
California Solar Initiative	0000	9780		1,527,496.37	
Future capital projects	0000	9780	1,010,690.29		
QZAB Solar Energy	0000	9780	3,492,268.97		
California Solar Initiative	0000	9780	3,106,172.37		
e) Unassigned/Unappropriated					
Reserve for Economic Uncertainties		9789	0.00	0.00	0.0%
Unassigned/Unappropriated Amount		9790	0.00	0.00	0.0%

Resource	Description	2017-18 Estimated Actuals	2018-19 Budget
9010	Other Restricted Local	4,347,807.62	1,801,470.62
Total, Restricted Balance		4,347,807.62	1,801,470.62

Capital Project Fund for Blended Component Units



Artwork created by a Santa Ana Unified School District student from Madison Elementary School.

Capital Project Fund for Blended Component Units (49)



The Capital Project Fund for Blended Component Units is a capital project fund established to account for capital projects financed by Mello-Roos Community Facilities Districts and similar entities that are considered blended component units of the District.

The projected fund balance of \$0.6 million is reserved for future facility projects.

Description	Resource Codes	Object Codes	2017-18 Estimated Actuals	2018-19 Budget	Percent Difference
A. REVENUES					
1) LCFF Sources		8010-8099	0.00	0.00	0.0%
2) Federal Revenue		8100-8299	0.00	0.00	0.0%
3) Other State Revenue		8300-8599	0.00	0.00	0.0%
4) Other Local Revenue		8600-8799	610,776.55	0.00	-100.0%
5) TOTAL, REVENUES			610,776.55	0.00	-100.0%
B. EXPENDITURES					
1) Certificated Salaries		1000-1999	0.00	0.00	0.0%
2) Classified Salaries		2000-2999	0.00	0.00	0.0%
3) Employee Benefits		3000-3999	0.00	0.00	0.0%
4) Books and Supplies		4000-4999	0.00	0.00	0.0%
5) Services and Other Operating Expenditures		5000-5999	9,170.23	15,430.00	68.3%
6) Capital Outlay		6000-6999	0.00	0.00	0.0%
7) Other Outgo (excluding Transfers of Indirect Costs)		7100-7299, 7400-7499	0.00	0.00	0.0%
8) Other Outgo - Transfers of Indirect Costs		7300-7399	0.00	0.00	0.0%
9) TOTAL, EXPENDITURES			9,170.23	15,430.00	68.3%
C. EXCESS (DEFICIENCY) OF REVENUES OVER EXPENDITURES BEFORE OTHER FINANCING SOURCES AND USES (A5 - B9)			601,606.32	(15,430.00)	-102.6%
D. OTHER FINANCING SOURCES/USES					
1) Interfund Transfers					
a) Transfers In		8900-8929	0.00	0.00	0.0%
b) Transfers Out		7600-7629	0.00	0.00	0.0%
2) Other Sources/Uses					
a) Sources		8930-8979	0.00	0.00	0.0%
b) Uses		7630-7699	0.00	0.00	0.0%
3) Contributions		8980-8999	0.00	0.00	0.0%
4) TOTAL, OTHER FINANCING SOURCES/USES			0.00	0.00	0.0%

Description	Resource Codes	Object Codes	2017-18 Estimated Actuals	2018-19 Budget	Percent Difference
E. NET INCREASE (DECREASE) IN FUND BALANCE (C + D4)			601,606.32	(15,430.00)	-102.6%
F. FUND BALANCE, RESERVES					
1) Beginning Fund Balance					
a) As of July 1 - Unaudited					
		9791	827,905.68	649,344.09	-21.6%
b) Audit Adjustments					
		9793	(780,167.91)	0.00	-100.0%
c) As of July 1 - Audited (F1a + F1b)					
			47,737.77	649,344.09	1260.2%
d) Other Restatements					
		9795	0.00	0.00	0.0%
e) Adjusted Beginning Balance (F1c + F1d)					
			47,737.77	649,344.09	1260.2%
2) Ending Balance, June 30 (E + F1e)					
			649,344.09	633,914.09	-2.4%
Components of Ending Fund Balance					
a) Nonspendable					
Revolving Cash					
		9711	0.00	0.00	0.0%
Stores					
		9712	0.00	0.00	0.0%
Prepaid Items					
		9713	0.00	0.00	0.0%
All Others					
		9719	0.00	0.00	0.0%
b) Restricted					
		9740	647,647.60	632,217.60	-2.4%
c) Committed					
Stabilization Arrangements					
		9750	0.00	0.00	0.0%
Other Commitments					
		9760	0.00	0.00	0.0%
d) Assigned					
Other Assignments					
		9780	1,696.49	1,696.49	0.0%
e) Unassigned/Unappropriated					
Reserve for Economic Uncertainties					
		9789	0.00	0.00	0.0%
Unassigned/Unappropriated Amount					
		9790	0.00	0.00	0.0%

Description	Resource Codes	Object Codes	2017-18 Estimated Actuals	2018-19 Budget	Percent Difference
G. ASSETS					
1) Cash					
a) in County Treasury		9110	0.00		
1) Fair Value Adjustment to Cash in County Treasury		9111	0.00		
b) in Banks		9120	0.00		
c) in Revolving Cash Account		9130	0.00		
d) with Fiscal Agent/Trustee		9135	0.00		
e) Collections Awaiting Deposit		9140	0.00		
2) Investments		9150	0.00		
3) Accounts Receivable		9200	0.00		
4) Due from Grantor Government		9290	0.00		
5) Due from Other Funds		9310	0.00		
6) Stores		9320	0.00		
7) Prepaid Expenditures		9330	0.00		
8) Other Current Assets		9340	0.00		
9) TOTAL, ASSETS			0.00		
H. DEFERRED OUTFLOWS OF RESOURCES					
1) Deferred Outflows of Resources		9490	0.00		
2) TOTAL, DEFERRED OUTFLOWS			0.00		
I. LIABILITIES					
1) Accounts Payable		9500	0.00		
2) Due to Grantor Governments		9590	0.00		
3) Due to Other Funds		9610	0.00		
4) Current Loans		9640	0.00		
5) Unearned Revenue		9650	0.00		
6) TOTAL, LIABILITIES			0.00		
J. DEFERRED INFLOWS OF RESOURCES					
1) Deferred Inflows of Resources		9690	0.00		
2) TOTAL, DEFERRED INFLOWS			0.00		
K. FUND EQUITY					
Ending Fund Balance, June 30 (G9 + H2) - (I6 + J2)			0.00		

Description	Resource Codes	Object Codes	2017-18 Estimated Actuals	2018-19 Budget	Percent Difference
FEDERAL REVENUE					
All Other Federal Revenue		8290	0.00	0.00	0.0%
TOTAL, FEDERAL REVENUE			0.00	0.00	0.0%
OTHER STATE REVENUE					
Tax Relief Subventions Restricted Levies - Other					
Homeowners' Exemptions		8575	0.00	0.00	0.0%
Other Subventions/In-Lieu Taxes		8576	0.00	0.00	0.0%
All Other State Revenue		8590	0.00	0.00	0.0%
TOTAL, OTHER STATE REVENUE			0.00	0.00	0.0%
OTHER LOCAL REVENUE					
Other Local Revenue County and District Taxes					
Other Restricted Levies Secured Roll					
		8615	0.00	0.00	0.0%
Unsecured Roll					
		8616	0.00	0.00	0.0%
Prior Years' Taxes					
		8617	0.00	0.00	0.0%
Supplemental Taxes					
		8618	0.00	0.00	0.0%
Non-Ad Valorem Taxes Parcel Taxes					
		8621	0.00	0.00	0.0%
Other					
		8622	0.00	0.00	0.0%
Community Redevelopment Funds Not Subject to LCFF Deduction					
		8625	0.00	0.00	0.0%
Penalties and Interest from Delinquent Non-LCFF Taxes					
		8629	0.00	0.00	0.0%
Sales Sale of Equipment/Supplies					
		8631	0.00	0.00	0.0%
Leases and Rentals					
		8650	0.00	0.00	0.0%
Interest					
		8660	4,911.00	0.00	-100.0%
Net Increase (Decrease) in the Fair Value of Investments					
		8662	0.00	0.00	0.0%
Other Local Revenue					
All Other Local Revenue		8699	605,865.55	0.00	-100.0%
All Other Transfers In from All Others		8799	0.00	0.00	0.0%
TOTAL, OTHER LOCAL REVENUE			610,776.55	0.00	-100.0%
TOTAL, REVENUES			610,776.55	0.00	-100.0%

Description	Resource Codes	Object Codes	2017-18 Estimated Actuals	2018-19 Budget	Percent Difference
CLASSIFIED SALARIES					
Classified Support Salaries		2200	0.00	0.00	0.0%
Classified Supervisors' and Administrators' Salaries		2300	0.00	0.00	0.0%
Clerical, Technical and Office Salaries		2400	0.00	0.00	0.0%
Other Classified Salaries		2900	0.00	0.00	0.0%
TOTAL, CLASSIFIED SALARIES			0.00	0.00	0.0%
EMPLOYEE BENEFITS					
STRS		3101-3102	0.00	0.00	0.0%
PERS		3201-3202	0.00	0.00	0.0%
OASDI/Medicare/Alternative		3301-3302	0.00	0.00	0.0%
Health and Welfare Benefits		3401-3402	0.00	0.00	0.0%
Unemployment Insurance		3501-3502	0.00	0.00	0.0%
Workers' Compensation		3601-3602	0.00	0.00	0.0%
OPEB, Allocated		3701-3702	0.00	0.00	0.0%
OPEB, Active Employees		3751-3752	0.00	0.00	0.0%
Other Employee Benefits		3901-3902	0.00	0.00	0.0%
TOTAL, EMPLOYEE BENEFITS			0.00	0.00	0.0%
BOOKS AND SUPPLIES					
Books and Other Reference Materials		4200	0.00	0.00	0.0%
Materials and Supplies		4300	0.00	0.00	0.0%
Noncapitalized Equipment		4400	0.00	0.00	0.0%
TOTAL, BOOKS AND SUPPLIES			0.00	0.00	0.0%
SERVICES AND OTHER OPERATING EXPENDITURES					
Subagreements for Services		5100	0.00	0.00	0.0%
Travel and Conferences		5200	0.00	0.00	0.0%
Insurance		5400-5450	0.00	0.00	0.0%
Operations and Housekeeping Services		5500	0.00	0.00	0.0%
Rentals, Leases, Repairs, and Noncapitalized Improvements		5600	0.00	0.00	0.0%
Transfers of Direct Costs		5710	0.00	0.00	0.0%
Transfers of Direct Costs - Interfund		5750	0.00	0.00	0.0%

Description	Resource Codes	Object Codes	2017-18 Estimated Actuals	2018-19 Budget	Percent Difference
Professional/Consulting Services and Operating Expenditures		5800	9,170.23	15,430.00	68.3%
Communications		5900	0.00	0.00	0.0%
TOTAL, SERVICES AND OTHER OPERATING EXPENDITURES			9,170.23	15,430.00	68.3%
CAPITAL OUTLAY					
Land		6100	0.00	0.00	0.0%
Land Improvements		6170	0.00	0.00	0.0%
Buildings and Improvements of Buildings		6200	0.00	0.00	0.0%
Books and Media for New School Libraries or Major Expansion of School Libraries		6300	0.00	0.00	0.0%
Equipment		6400	0.00	0.00	0.0%
Equipment Replacement		6500	0.00	0.00	0.0%
TOTAL, CAPITAL OUTLAY			0.00	0.00	0.0%
OTHER OUTGO (excluding Transfers of Indirect Costs)					
Other Transfers Out					
Transfers of Pass-Through Revenues To Districts or Charter Schools		7211	0.00	0.00	0.0%
To County Offices		7212	0.00	0.00	0.0%
To JPAs		7213	0.00	0.00	0.0%
All Other Transfers Out to All Others		7299	0.00	0.00	0.0%
Debt Service					
Repayment of State School Building Fund Aid - Proceeds from Bonds		7435	0.00	0.00	0.0%
Debt Service - Interest		7438	0.00	0.00	0.0%
Other Debt Service - Principal		7439	0.00	0.00	0.0%
TOTAL, OTHER OUTGO (excluding Transfers of Indirect Costs)			0.00	0.00	0.0%
TOTAL, EXPENDITURES			9,170.23	15,430.00	68.3%

Description	Resource Codes	Object Codes	2017-18 Estimated Actuals	2018-19 Budget	Percent Difference
INTERFUND TRANSFERS					
INTERFUND TRANSFERS IN					
Other Authorized Interfund Transfers In		8919	0.00	0.00	0.0%
(a) TOTAL, INTERFUND TRANSFERS IN			0.00	0.00	0.0%
INTERFUND TRANSFERS OUT					
To: State School Building Fund/ County School Facilities Fund		7613	0.00	0.00	0.0%
Other Authorized Interfund Transfers Out		7619	0.00	0.00	0.0%
(b) TOTAL, INTERFUND TRANSFERS OUT			0.00	0.00	0.0%

Description	Resource Codes	Object Codes	2017-18 Estimated Actuals	2018-19 Budget	Percent Difference
OTHER SOURCES/USES					
SOURCES					
Proceeds					
Proceeds from Sale of Bonds		8951	0.00	0.00	0.0%
Other Sources					
County School Bldg Aid		8961	0.00	0.00	0.0%
Transfers from Funds of Lapsed/Reorganized LEAs		8965	0.00	0.00	0.0%
Long-Term Debt Proceeds					
Proceeds from Certificates of Participation		8971	0.00	0.00	0.0%
Proceeds from Capital Leases		8972	0.00	0.00	0.0%
Proceeds from Lease Revenue Bonds		8973	0.00	0.00	0.0%
All Other Financing Sources		8979	0.00	0.00	0.0%
(c) TOTAL, SOURCES			0.00	0.00	0.0%
USES					
Transfers of Funds from Lapsed/Reorganized LEAs		7651	0.00	0.00	0.0%
All Other Financing Uses		7699	0.00	0.00	0.0%
(d) TOTAL, USES			0.00	0.00	0.0%
CONTRIBUTIONS					
Contributions from Unrestricted Revenues		8980	0.00	0.00	0.0%
Contributions from Restricted Revenues		8990	0.00	0.00	0.0%
(e) TOTAL, CONTRIBUTIONS			0.00	0.00	0.0%
TOTAL, OTHER FINANCING SOURCES/USES (a - b + c - d + e)					
			0.00	0.00	0.0%

Description	Function Codes	Object Codes	2017-18 Estimated Actuals	2018-19 Budget	Percent Difference
A. REVENUES					
1) LCFF Sources		8010-8099	0.00	0.00	0.0%
2) Federal Revenue		8100-8299	0.00	0.00	0.0%
3) Other State Revenue		8300-8599	0.00	0.00	0.0%
4) Other Local Revenue		8600-8799	610,776.55	0.00	-100.0%
5) TOTAL, REVENUES			610,776.55	0.00	-100.0%
B. EXPENDITURES (Objects 1000-7999)					
1) Instruction	1000-1999		0.00	0.00	0.0%
2) Instruction - Related Services	2000-2999		0.00	0.00	0.0%
3) Pupil Services	3000-3999		0.00	0.00	0.0%
4) Ancillary Services	4000-4999		0.00	0.00	0.0%
5) Community Services	5000-5999		0.00	0.00	0.0%
6) Enterprise	6000-6999		0.00	0.00	0.0%
7) General Administration	7000-7999		0.00	0.00	0.0%
8) Plant Services	8000-8999		7,170.23	12,430.00	73.4%
9) Other Outgo	9000-9999	Except 7600-7699	2,000.00	3,000.00	50.0%
10) TOTAL, EXPENDITURES			9,170.23	15,430.00	68.3%
C. EXCESS (DEFICIENCY) OF REVENUES OVER EXPENDITURES BEFORE OTHER FINANCING SOURCES AND USES (A5 - B10)			601,606.32	(15,430.00)	-102.6%
D. OTHER FINANCING SOURCES/USES					
1) Interfund Transfers					
a) Transfers In		8900-8929	0.00	0.00	0.0%
b) Transfers Out		7600-7629	0.00	0.00	0.0%
2) Other Sources/Uses					
a) Sources		8930-8979	0.00	0.00	0.0%
b) Uses		7630-7699	0.00	0.00	0.0%
3) Contributions		8980-8999	0.00	0.00	0.0%
4) TOTAL, OTHER FINANCING SOURCES/USES			0.00	0.00	0.0%

Description	Function Codes	Object Codes	2017-18 Estimated Actuals	2018-19 Budget	Percent Difference
E. NET INCREASE (DECREASE) IN FUND BALANCE (C + D4)			601,606.32	(15,430.00)	-102.6%
F. FUND BALANCE, RESERVES					
1) Beginning Fund Balance					
a) As of July 1 - Unaudited		9791	827,905.68	649,344.09	-21.6%
b) Audit Adjustments		9793	(780,167.91)	0.00	-100.0%
c) As of July 1 - Audited (F1a + F1b)			47,737.77	649,344.09	1260.2%
d) Other Restatements		9795	0.00	0.00	0.0%
e) Adjusted Beginning Balance (F1c + F1d)			47,737.77	649,344.09	1260.2%
2) Ending Balance, June 30 (E + F1e)			649,344.09	633,914.09	-2.4%
Components of Ending Fund Balance					
a) Nonspendable					
Revolving Cash		9711	0.00	0.00	0.0%
Stores		9712	0.00	0.00	0.0%
Prepaid Items		9713	0.00	0.00	0.0%
All Others		9719	0.00	0.00	0.0%
b) Restricted			647,647.60	632,217.60	-2.4%
c) Committed					
Stabilization Arrangements		9750	0.00	0.00	0.0%
Other Commitments (by Resource/Object)		9760	0.00	0.00	0.0%
d) Assigned					
Other Assignments (by Resource/Object)		9780	1,696.49	1,696.49	0.0%
e) Unassigned/Unappropriated					
Reserve for Economic Uncertainties		9789	0.00	0.00	0.0%
Unassigned/Unappropriated Amount		9790	0.00	0.00	0.0%

Resource	Description	2017-18 Estimated Actuals	2018-19 Budget
9010	Other Restricted Local	647,647.60	632,217.60
Total, Restricted Balance		647,647.60	632,217.60

Bond Interest and Redemption Fund

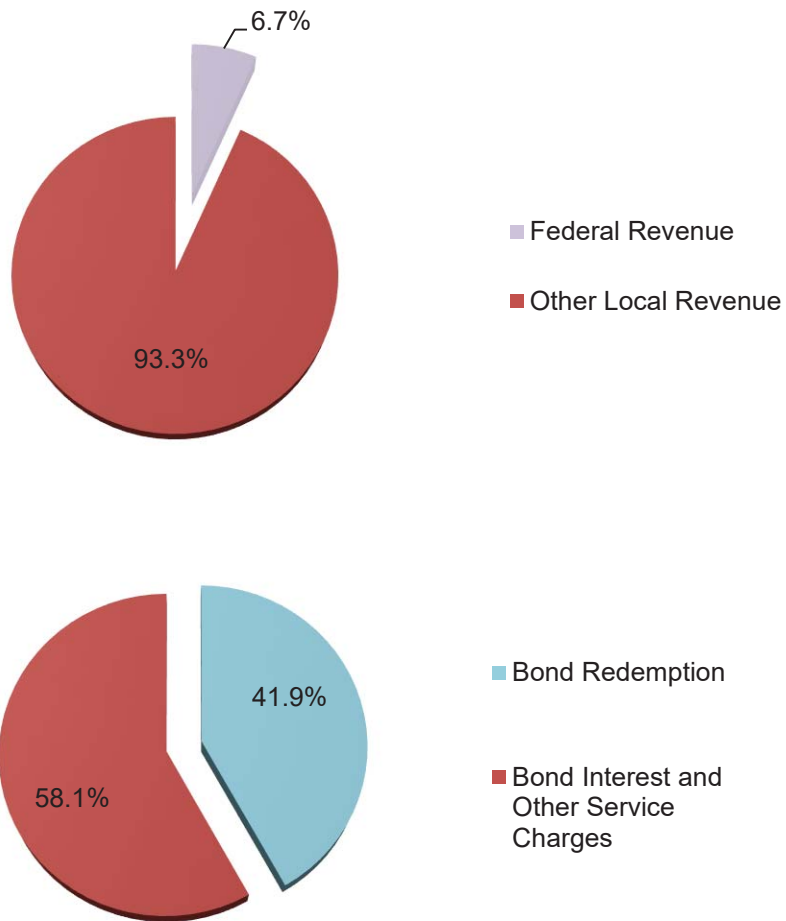


Artwork created by a Santa Ana Unified School District student from Madison Elementary School.

Bond Interest and Redemption Fund (51)



The Bond Interest and Redemption Fund is a fund established for the repayment of bonds issued (bond interest, redemption, and related costs). The projected revenue and expenditures are \$21.5 million and \$20.8 million, respectively.



The County auditor maintains control over the District's Bond Interest and Redemption Fund.

Description	Resource Codes	Object Codes	2017-18 Estimated Actuals	2018-19 Budget	Percent Difference
A. REVENUES					
1) LCFF Sources		8010-8099	0.00	0.00	0.0%
2) Federal Revenue		8100-8299	667,092.00	1,433,066.00	114.8%
3) Other State Revenue		8300-8599	0.00	0.00	0.0%
4) Other Local Revenue		8600-8799	20,077,819.00	20,077,819.00	0.0%
5) TOTAL, REVENUES			20,744,911.00	21,510,885.00	3.7%
B. EXPENDITURES					
1) Certificated Salaries		1000-1999	0.00	0.00	0.0%
2) Classified Salaries		2000-2999	0.00	0.00	0.0%
3) Employee Benefits		3000-3999	0.00	0.00	0.0%
4) Books and Supplies		4000-4999	0.00	0.00	0.0%
5) Services and Other Operating Expenditures		5000-5999	0.00	0.00	0.0%
6) Capital Outlay		6000-6999	0.00	0.00	0.0%
7) Other Outgo (excluding Transfers of Indirect Costs)		7100-7299, 7400-7499	20,304,322.00	20,814,795.00	2.5%
8) Other Outgo - Transfers of Indirect Costs		7300-7399	0.00	0.00	0.0%
9) TOTAL, EXPENDITURES			20,304,322.00	20,814,795.00	2.5%
C. EXCESS (DEFICIENCY) OF REVENUES OVER EXPENDITURES BEFORE OTHER FINANCING SOURCES AND USES (A5 - B9)			440,589.00	696,090.00	58.0%
D. OTHER FINANCING SOURCES/USES					
1) Interfund Transfers					
a) Transfers In		8900-8929	0.00	0.00	0.0%
b) Transfers Out		7600-7629	0.00	0.00	0.0%
2) Other Sources/Uses					
a) Sources		8930-8979	0.00	0.00	0.0%
b) Uses		7630-7699	0.00	0.00	0.0%
3) Contributions		8980-8999	0.00	0.00	0.0%
4) TOTAL, OTHER FINANCING SOURCES/USES			0.00	0.00	0.0%

Description	Resource Codes	Object Codes	2017-18 Estimated Actuals	2018-19 Budget	Percent Difference
E. NET INCREASE (DECREASE) IN FUND BALANCE (C + D4)			440,589.00	696,090.00	58.0%
F. FUND BALANCE, RESERVES					
1) Beginning Fund Balance					
a) As of July 1 - Unaudited					
		9791	22,542,246.00	22,982,835.00	2.0%
b) Audit Adjustments					
		9793	0.00	0.00	0.0%
c) As of July 1 - Audited (F1a + F1b)					
			22,542,246.00	22,982,835.00	2.0%
d) Other Restatements					
		9795	0.00	0.00	0.0%
e) Adjusted Beginning Balance (F1c + F1d)					
			22,542,246.00	22,982,835.00	2.0%
2) Ending Balance, June 30 (E + F1e)					
			22,982,835.00	23,678,925.00	3.0%
Components of Ending Fund Balance					
a) Nonspendable					
Revolving Cash					
		9711	0.00	0.00	0.0%
Stores					
		9712	0.00	0.00	0.0%
Prepaid Items					
		9713	0.00	0.00	0.0%
All Others					
		9719	0.00	0.00	0.0%
b) Restricted					
		9740	22,982,835.00	23,678,925.00	3.0%
c) Committed					
Stabilization Arrangements					
		9750	0.00	0.00	0.0%
Other Commitments					
		9760	0.00	0.00	0.0%
d) Assigned					
Other Assignments					
		9780	0.00	0.00	0.0%
e) Unassigned/Unappropriated					
Reserve for Economic Uncertainties					
		9789	0.00	0.00	0.0%
Unassigned/Unappropriated Amount					
		9790	0.00	0.00	0.0%

Description	Resource Codes	Object Codes	2017-18 Estimated Actuals	2018-19 Budget	Percent Difference
G. ASSETS					
1) Cash					
a) in County Treasury		9110	0.00		
1) Fair Value Adjustment to Cash in County Treasury		9111	0.00		
b) in Banks		9120	0.00		
c) in Revolving Cash Account		9130	0.00		
d) with Fiscal Agent/Trustee		9135	0.00		
e) Collections Awaiting Deposit		9140	0.00		
2) Investments		9150	0.00		
3) Accounts Receivable		9200	0.00		
4) Due from Grantor Government		9290	0.00		
5) Due from Other Funds		9310	0.00		
6) Stores		9320	0.00		
7) Prepaid Expenditures		9330	0.00		
8) Other Current Assets		9340	0.00		
9) TOTAL, ASSETS			0.00		
H. DEFERRED OUTFLOWS OF RESOURCES					
1) Deferred Outflows of Resources		9490	0.00		
2) TOTAL, DEFERRED OUTFLOWS			0.00		
I. LIABILITIES					
1) Accounts Payable		9500	0.00		
2) Due to Grantor Governments		9590	0.00		
3) Due to Other Funds		9610	0.00		
4) Current Loans		9640	0.00		
5) Unearned Revenue		9650	0.00		
6) TOTAL, LIABILITIES			0.00		
J. DEFERRED INFLOWS OF RESOURCES					
1) Deferred Inflows of Resources		9690	0.00		
2) TOTAL, DEFERRED INFLOWS			0.00		
K. FUND EQUITY					
Ending Fund Balance, June 30 (G9 + H2) - (I6 + J2)			0.00		

Description	Resource Codes	Object Codes	2017-18 Estimated Actuals	2018-19 Budget	Percent Difference
FEDERAL REVENUE					
All Other Federal Revenue		8290	667,092.00	1,433,066.00	114.8%
TOTAL, FEDERAL REVENUE			667,092.00	1,433,066.00	114.8%
OTHER STATE REVENUE					
Tax Relief Subventions Voted Indebtedness Levies					
Homeowners' Exemptions		8571	0.00	0.00	0.0%
Other Subventions/In-Lieu Taxes		8572	0.00	0.00	0.0%
TOTAL, OTHER STATE REVENUE			0.00	0.00	0.0%
OTHER LOCAL REVENUE					
Other Local Revenue County and District Taxes Voted Indebtedness Levies Secured Roll					
		8611	19,369,961.00	19,369,961.00	0.0%
Unsecured Roll		8612	0.00	0.00	0.0%
Prior Years' Taxes		8613	166,463.00	166,463.00	0.0%
Supplemental Taxes		8614	413,202.00	413,202.00	0.0%
Penalties and Interest from Delinquent Non-LCFF Taxes		8629	0.00	0.00	0.0%
Interest		8660	128,193.00	128,193.00	0.0%
Net Increase (Decrease) in the Fair Value of Investments		8662	0.00	0.00	0.0%
Other Local Revenue					
All Other Local Revenue		8699	0.00	0.00	0.0%
All Other Transfers In from All Others		8799	0.00	0.00	0.0%
TOTAL, OTHER LOCAL REVENUE			20,077,819.00	20,077,819.00	0.0%
TOTAL, REVENUES			20,744,911.00	21,510,885.00	3.7%

Description	Resource Codes	Object Codes	2017-18 Estimated Actuals	2018-19 Budget	Percent Difference
OTHER OUTGO (excluding Transfers of Indirect Costs)					
Debt Service					
Bond Redemptions		7433	9,044,143.00	8,726,317.00	-3.5%
Bond Interest and Other Service Charges		7434	11,260,179.00	12,088,478.00	7.4%
Debt Service - Interest		7438	0.00	0.00	0.0%
Other Debt Service - Principal		7439	0.00	0.00	0.0%
TOTAL, OTHER OUTGO (excluding Transfers of Indirect Costs)			20,304,322.00	20,814,795.00	2.5%
TOTAL, EXPENDITURES			20,304,322.00	20,814,795.00	2.5%

Description	Resource Codes	Object Codes	2017-18 Estimated Actuals	2018-19 Budget	Percent Difference
INTERFUND TRANSFERS					
INTERFUND TRANSFERS IN					
Other Authorized Interfund Transfers In		8919	0.00	0.00	0.0%
(a) TOTAL, INTERFUND TRANSFERS IN			0.00	0.00	0.0%
INTERFUND TRANSFERS OUT					
To: General Fund		7614	0.00	0.00	0.0%
Other Authorized Interfund Transfers Out		7619	0.00	0.00	0.0%
(b) TOTAL, INTERFUND TRANSFERS OUT			0.00	0.00	0.0%
OTHER SOURCES/USES					
SOURCES					
Other Sources					
Transfers from Funds of Lapsed/Reorganized LEAs		8965	0.00	0.00	0.0%
All Other Financing Sources		8979	0.00	0.00	0.0%
(c) TOTAL, SOURCES			0.00	0.00	0.0%
USES					
Transfers of Funds from Lapsed/Reorganized LEAs		7651	0.00	0.00	0.0%
All Other Financing Uses		7699	0.00	0.00	0.0%
(d) TOTAL, USES			0.00	0.00	0.0%
CONTRIBUTIONS					
Contributions from Unrestricted Revenues		8980	0.00	0.00	0.0%
Contributions from Restricted Revenues		8990	0.00	0.00	0.0%
(e) TOTAL, CONTRIBUTIONS			0.00	0.00	0.0%
TOTAL, OTHER FINANCING SOURCES/USES (a - b + c - d + e)			0.00	0.00	0.0%

Description	Function Codes	Object Codes	2017-18 Estimated Actuals	2018-19 Budget	Percent Difference
A. REVENUES					
1) LCFF Sources		8010-8099	0.00	0.00	0.0%
2) Federal Revenue		8100-8299	667,092.00	1,433,066.00	114.8%
3) Other State Revenue		8300-8599	0.00	0.00	0.0%
4) Other Local Revenue		8600-8799	20,077,819.00	20,077,819.00	0.0%
5) TOTAL, REVENUES			20,744,911.00	21,510,885.00	3.7%
B. EXPENDITURES (Objects 1000-7999)					
1) Instruction	1000-1999		0.00	0.00	0.0%
2) Instruction - Related Services	2000-2999		0.00	0.00	0.0%
3) Pupil Services	3000-3999		0.00	0.00	0.0%
4) Ancillary Services	4000-4999		0.00	0.00	0.0%
5) Community Services	5000-5999		0.00	0.00	0.0%
6) Enterprise	6000-6999		0.00	0.00	0.0%
7) General Administration	7000-7999		0.00	0.00	0.0%
8) Plant Services	8000-8999		0.00	0.00	0.0%
9) Other Outgo	9000-9999	Except 7600-7699	20,304,322.00	20,814,795.00	2.5%
10) TOTAL, EXPENDITURES			20,304,322.00	20,814,795.00	2.5%
C. EXCESS (DEFICIENCY) OF REVENUES OVER EXPENDITURES BEFORE OTHER FINANCING SOURCES AND USES (A5 - B10)			440,589.00	696,090.00	58.0%
D. OTHER FINANCING SOURCES/USES					
1) Interfund Transfers					
a) Transfers In		8900-8929	0.00	0.00	0.0%
b) Transfers Out		7600-7629	0.00	0.00	0.0%
2) Other Sources/Uses					
a) Sources		8930-8979	0.00	0.00	0.0%
b) Uses		7630-7699	0.00	0.00	0.0%
3) Contributions		8980-8999	0.00	0.00	0.0%
4) TOTAL, OTHER FINANCING SOURCES/USES			0.00	0.00	0.0%

Description	Function Codes	Object Codes	2017-18 Estimated Actuals	2018-19 Budget	Percent Difference
E. NET INCREASE (DECREASE) IN FUND BALANCE (C + D4)			440,589.00	696,090.00	58.0%
F. FUND BALANCE, RESERVES					
1) Beginning Fund Balance					
a) As of July 1 - Unaudited		9791	22,542,246.00	22,982,835.00	2.0%
b) Audit Adjustments		9793	0.00	0.00	0.0%
c) As of July 1 - Audited (F1a + F1b)			22,542,246.00	22,982,835.00	2.0%
d) Other Restatements		9795	0.00	0.00	0.0%
e) Adjusted Beginning Balance (F1c + F1d)			22,542,246.00	22,982,835.00	2.0%
2) Ending Balance, June 30 (E + F1e)			22,982,835.00	23,678,925.00	3.0%
Components of Ending Fund Balance					
a) Nonspendable					
Revolving Cash		9711	0.00	0.00	0.0%
Stores		9712	0.00	0.00	0.0%
Prepaid Items		9713	0.00	0.00	0.0%
All Others		9719	0.00	0.00	0.0%
b) Restricted			22,982,835.00	23,678,925.00	3.0%
c) Committed					
Stabilization Arrangements		9750	0.00	0.00	0.0%
Other Commitments (by Resource/Object)		9760	0.00	0.00	0.0%
d) Assigned					
Other Assignments (by Resource/Object)		9780	0.00	0.00	0.0%
e) Unassigned/Unappropriated					
Reserve for Economic Uncertainties		9789	0.00	0.00	0.0%
Unassigned/Unappropriated Amount		9790	0.00	0.00	0.0%

Resource	Description	2017-18 Estimated Actuals	2018-19 Budget
9010	Other Restricted Local	22,982,835.00	23,678,925.00
Total, Restricted Balance		22,982,835.00	23,678,925.00

Debt Service Fund



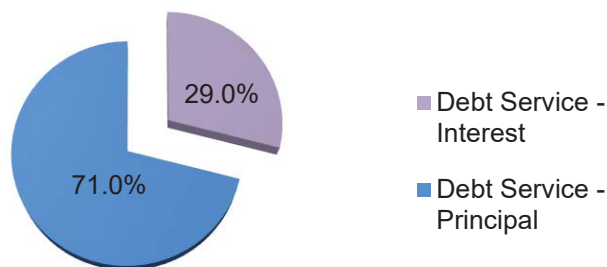
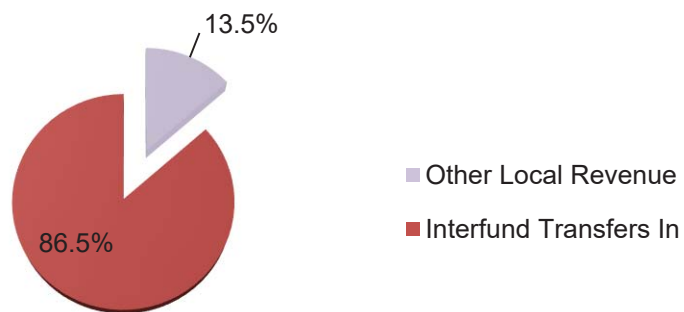
Artwork created by a Santa Ana Unified School District student from Madison Elementary School.

Debt Service Fund (56)



The Debt Service Fund is a fund established for the accumulation of resources and the retirement of principal and interest on general long-term debt. The sources to retire both principal and interest on debt service are as follows:

Funding Source	Debt Service
General Fund	1999 Certificate of Participation (COP) for the acquisition, construction of Esqueda and Heroes elementary schools as well as additional school facility projects 2018 refunding COP to prepay District's outstanding 2007 COP for the acquisition and construction of certain infrastructure improvements as well as to refinance the Energy Savings Projects and the 1998 and 1999 Financing projects.
Debt Service Fund (Interest revenue)	2005 Qualified Zone Academy Bond for certain improvements, equipment, and other educational development programs of the District
General Fund/Special Reserve Fund for Capital Outlay Projects	2012 Qualified Zone Academy Bond for Solar Energy
Redevelopment Agency Funds	2016 Lease Purchase Loan for Valley P2P, Mitchell CDC Phase III, and Advanced Learning Academy projects.



Description	Resource Codes	Object Codes	2017-18 Estimated Actuals	2018-19 Budget	Percent Difference
A. REVENUES					
1) LCFF Sources		8010-8099	0.00	0.00	0.0%
2) Federal Revenue		8100-8299	0.00	0.00	0.0%
3) Other State Revenue		8300-8599	0.00	0.00	0.0%
4) Other Local Revenue		8600-8799	1,081,353.73	1,023,566.00	-5.3%
5) TOTAL, REVENUES			1,081,353.73	1,023,566.00	-5.3%
B. EXPENDITURES					
1) Certificated Salaries		1000-1999	0.00	0.00	0.0%
2) Classified Salaries		2000-2999	0.00	0.00	0.0%
3) Employee Benefits		3000-3999	0.00	0.00	0.0%
4) Books and Supplies		4000-4999	0.00	0.00	0.0%
5) Services and Other Operating Expenditures		5000-5999	0.00	0.00	0.0%
6) Capital Outlay		6000-6999	0.00	0.00	0.0%
7) Other Outgo (excluding Transfers of Indirect Costs)		7100-7299, 7400-7499	8,199,368.96	7,434,752.69	-9.3%
8) Other Outgo - Transfers of Indirect Costs		7300-7399	0.00	0.00	0.0%
9) TOTAL, EXPENDITURES			8,199,368.96	7,434,752.69	-9.3%
C. EXCESS (DEFICIENCY) OF REVENUES OVER EXPENDITURES BEFORE OTHER FINANCING SOURCES AND USES (A5 - B9)			(7,118,015.23)	(6,411,186.69)	-9.9%
D. OTHER FINANCING SOURCES/USES					
1) Interfund Transfers					
a) Transfers In		8900-8929	7,244,265.23	6,535,186.69	-9.8%
b) Transfers Out		7600-7629	0.00	0.00	0.0%
2) Other Sources/Uses					
a) Sources		8930-8979	0.00	0.00	0.0%
b) Uses		7630-7699	0.00	0.00	0.0%
3) Contributions		8980-8999	0.00	0.00	0.0%
4) TOTAL, OTHER FINANCING SOURCES/USES			7,244,265.23	6,535,186.69	-9.8%

Description	Resource Codes	Object Codes	2017-18 Estimated Actuals	2018-19 Budget	Percent Difference
E. NET INCREASE (DECREASE) IN FUND BALANCE (C + D4)			126,250.00	124,000.00	-1.8%
F. FUND BALANCE, RESERVES					
1) Beginning Fund Balance					
a) As of July 1 - Unaudited		9791	11,006,003.24	4,131,627.50	-62.5%
b) Audit Adjustments		9793	(7,000,625.74)	0.00	-100.0%
c) As of July 1 - Audited (F1a + F1b)			4,005,377.50	4,131,627.50	3.2%
d) Other Restatements		9795	0.00	0.00	0.0%
e) Adjusted Beginning Balance (F1c + F1d)			4,005,377.50	4,131,627.50	3.2%
2) Ending Balance, June 30 (E + F1e)					
Components of Ending Fund Balance					
a) Nonspendable					
Revolving Cash		9711	0.00	0.00	0.0%
Stores		9712	0.00	0.00	0.0%
Prepaid Items		9713	0.00	0.00	0.0%
All Others		9719	0.00	0.00	0.0%
b) Restricted					
		9740	4,127,042.18	4,251,042.18	3.0%
c) Committed					
Stabilization Arrangements		9750	0.00	0.00	0.0%
Other Commitments		9760	0.00	0.00	0.0%
d) Assigned					
Other Assignments		9780	4,585.32	4,585.32	0.0%
e) Unassigned/Unappropriated					
Reserve for Economic Uncertainties		9789	0.00	0.00	0.0%
Unassigned/Unappropriated Amount		9790	0.00	0.00	0.0%

Description	Resource Codes	Object Codes	2017-18 Estimated Actuals	2018-19 Budget	Percent Difference
G. ASSETS					
1) Cash					
a) in County Treasury		9110	0.00		
1) Fair Value Adjustment to Cash in County Treasury		9111	0.00		
b) in Banks		9120	0.00		
c) in Revolving Cash Account		9130	0.00		
d) with Fiscal Agent/Trustee		9135	0.00		
e) Collections Awaiting Deposit		9140	0.00		
2) Investments		9150	0.00		
3) Accounts Receivable		9200	0.00		
4) Due from Grantor Government		9290	0.00		
5) Due from Other Funds		9310	0.00		
6) Stores		9320	0.00		
7) Prepaid Expenditures		9330	0.00		
8) Other Current Assets		9340	0.00		
9) TOTAL, ASSETS			0.00		
H. DEFERRED OUTFLOWS OF RESOURCES					
1) Deferred Outflows of Resources		9490	0.00		
2) TOTAL, DEFERRED OUTFLOWS			0.00		
I. LIABILITIES					
1) Accounts Payable		9500	0.00		
2) Due to Grantor Governments		9590	0.00		
3) Due to Other Funds		9610	0.00		
4) Current Loans		9640	0.00		
5) Unearned Revenue		9650	0.00		
6) TOTAL, LIABILITIES			0.00		
J. DEFERRED INFLOWS OF RESOURCES					
1) Deferred Inflows of Resources		9690	0.00		
2) TOTAL, DEFERRED INFLOWS			0.00		
K. FUND EQUITY					
Ending Fund Balance, June 30 (G9 + H2) - (I6 + J2)			0.00		

Description	Resource Codes	Object Codes	2017-18 Estimated Actuals	2018-19 Budget	Percent Difference
FEDERAL REVENUE					
All Other Federal Revenue		8290	0.00	0.00	0.0%
TOTAL, FEDERAL REVENUE			0.00	0.00	0.0%
OTHER STATE REVENUE					
All Other State Revenue		8590	0.00	0.00	0.0%
TOTAL, OTHER STATE REVENUE			0.00	0.00	0.0%
OTHER LOCAL REVENUE					
Interest		8660	126,250.00	124,000.00	-1.8%
Net Increase (Decrease) in the Fair Value of Investments		8662	0.00	0.00	0.0%
Other Local Revenue					
All Other Local Revenue		8699	955,103.73	899,566.00	-5.8%
TOTAL, OTHER LOCAL REVENUE			1,081,353.73	1,023,566.00	-5.3%
TOTAL, REVENUES			1,081,353.73	1,023,566.00	-5.3%
OTHER OUTGO (excluding Transfers of Indirect Costs)					
Debt Service					
Debt Service - Interest		7438	2,510,143.57	2,155,004.70	-14.1%
Other Debt Service - Principal		7439	5,689,225.39	5,279,747.99	-7.2%
TOTAL, OTHER OUTGO (excluding Transfers of Indirect Costs)			8,199,368.96	7,434,752.69	-9.3%
TOTAL, EXPENDITURES			8,199,368.96	7,434,752.69	-9.3%

Description	Resource Codes	Object Codes	2017-18 Estimated Actuals	2018-19 Budget	Percent Difference
INTERFUND TRANSFERS					
INTERFUND TRANSFERS IN					
Other Authorized Interfund Transfers In		8919	7,244,265.23	6,535,186.69	-9.8%
(a) TOTAL, INTERFUND TRANSFERS IN			7,244,265.23	6,535,186.69	-9.8%
INTERFUND TRANSFERS OUT					
Other Authorized Interfund Transfers Out		7619	0.00	0.00	0.0%
(b) TOTAL, INTERFUND TRANSFERS OUT			0.00	0.00	0.0%
OTHER SOURCES/USES					
SOURCES					
Other Sources					
Transfers from Funds of Lapsed/Reorganized LEAs		8965	0.00	0.00	0.0%
Long-Term Debt Proceeds					
Proceeds from Certificates of Participation		8971	0.00	0.00	0.0%
All Other Financing Sources		8979	0.00	0.00	0.0%
(c) TOTAL, SOURCES			0.00	0.00	0.0%
USES					
Transfers of Funds from Lapsed/Reorganized LEAs		7651	0.00	0.00	0.0%
All Other Financing Uses		7699	0.00	0.00	0.0%
(d) TOTAL, USES			0.00	0.00	0.0%
CONTRIBUTIONS					
Contributions from Unrestricted Revenues		8980	0.00	0.00	0.0%
Contributions from Restricted Revenues		8990	0.00	0.00	0.0%
(e) TOTAL, CONTRIBUTIONS			0.00	0.00	0.0%
TOTAL, OTHER FINANCING SOURCES/USES (a - b + c - d + e)			7,244,265.23	6,535,186.69	-9.8%

Description	Function Codes	Object Codes	2017-18 Estimated Actuals	2018-19 Budget	Percent Difference
A. REVENUES					
1) LCFF Sources		8010-8099	0.00	0.00	0.0%
2) Federal Revenue		8100-8299	0.00	0.00	0.0%
3) Other State Revenue		8300-8599	0.00	0.00	0.0%
4) Other Local Revenue		8600-8799	1,081,353.73	1,023,566.00	-5.3%
5) TOTAL, REVENUES			1,081,353.73	1,023,566.00	-5.3%
B. EXPENDITURES (Objects 1000-7999)					
1) Instruction	1000-1999		0.00	0.00	0.0%
2) Instruction - Related Services	2000-2999		0.00	0.00	0.0%
3) Pupil Services	3000-3999		0.00	0.00	0.0%
4) Ancillary Services	4000-4999		0.00	0.00	0.0%
5) Community Services	5000-5999		0.00	0.00	0.0%
6) Enterprise	6000-6999		0.00	0.00	0.0%
7) General Administration	7000-7999		0.00	0.00	0.0%
8) Plant Services	8000-8999		0.00	0.00	0.0%
9) Other Outgo	9000-9999	Except 7600-7699	8,199,368.96	7,434,752.69	-9.3%
10) TOTAL, EXPENDITURES			8,199,368.96	7,434,752.69	-9.3%
C. EXCESS (DEFICIENCY) OF REVENUES OVER EXPENDITURES BEFORE OTHER FINANCING SOURCES AND USES (A5 - B10)			(7,118,015.23)	(6,411,186.69)	-9.9%
D. OTHER FINANCING SOURCES/USES					
1) Interfund Transfers					
a) Transfers In		8900-8929	7,244,265.23	6,535,186.69	-9.8%
b) Transfers Out		7600-7629	0.00	0.00	0.0%
2) Other Sources/Uses					
a) Sources		8930-8979	0.00	0.00	0.0%
b) Uses		7630-7699	0.00	0.00	0.0%
3) Contributions		8980-8999	0.00	0.00	0.0%
4) TOTAL, OTHER FINANCING SOURCES/USES			7,244,265.23	6,535,186.69	-9.8%

Description	Function Codes	Object Codes	2017-18 Estimated Actuals	2018-19 Budget	Percent Difference	
E. NET INCREASE (DECREASE) IN FUND BALANCE (C + D4)			126,250.00	124,000.00	-1.8%	
F. FUND BALANCE, RESERVES						
1) Beginning Fund Balance						
a) As of July 1 - Unaudited			9791	11,006,003.24	4,131,627.50	-62.5%
b) Audit Adjustments			9793	(7,000,625.74)	0.00	-100.0%
c) As of July 1 - Audited (F1a + F1b)				4,005,377.50	4,131,627.50	3.2%
d) Other Restatements			9795	0.00	0.00	0.0%
e) Adjusted Beginning Balance (F1c + F1d)				4,005,377.50	4,131,627.50	3.2%
2) Ending Balance, June 30 (E + F1e)				4,131,627.50	4,255,627.50	3.0%
Components of Ending Fund Balance						
a) Nonspendable						
Revolving Cash			9711	0.00	0.00	0.0%
Stores			9712	0.00	0.00	0.0%
Prepaid Items			9713	0.00	0.00	0.0%
All Others			9719	0.00	0.00	0.0%
b) Restricted			9740	4,127,042.18	4,251,042.18	3.0%
c) Committed						
Stabilization Arrangements			9750	0.00	0.00	0.0%
Other Commitments (by Resource/Object)			9760	0.00	0.00	0.0%
d) Assigned						
Other Assignments (by Resource/Object)			9780	4,585.32	4,585.32	0.0%
e) Unassigned/Unappropriated						
Reserve for Economic Uncertainties			9789	0.00	0.00	0.0%
Unassigned/Unappropriated Amount			9790	0.00	0.00	0.0%

Resource	Description	2017-18 Estimated Actuals	2018-19 Budget
9010	Other Restricted Local	4,127,042.18	4,251,042.18
Total, Restricted Balance		4,127,042.18	4,251,042.18

Self-Insurance Fund



Artwork created by a Santa Ana Unified School District student from Madison Elementary School.

Self-Insurance Fund (67)

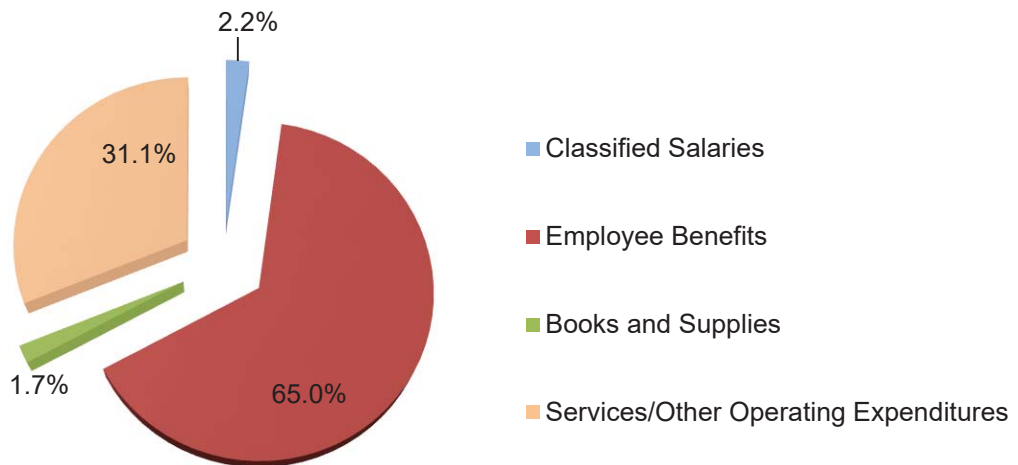


The Self-Insurance Fund is established to separate monies received for self-insurance activities from other operating funds of the District.

Each type of self-insurance activity has its own sub-fund within Fund 67:

- Workers' Compensation (Fund 68)
- Health and Welfare (Fund 69)
- Property Liability (Fund 81)

The Self-Insurance Fund is used for claim payments, estimates of costs relating to incurred-but-not-reported (IBNR) claims, administrative costs, deductible insurance amounts, cost of excess insurance, and other related costs.



The Self-Insurance Fund relies heavily on District's funds, primarily the General Fund (Fund 01) for its operational costs.

Description	Resource Codes	Object Codes	2017-18 Estimated Actuals	2018-19 Budget	Percent Difference
A. REVENUES					
1) LCFF Sources		8010-8099	0.00	0.00	0.0%
2) Federal Revenue		8100-8299	0.00	0.00	0.0%
3) Other State Revenue		8300-8599	50.00	0.00	-100.0%
4) Other Local Revenue		8600-8799	24,681,475.15	25,337,728.51	2.7%
5) TOTAL, REVENUES			24,681,525.15	25,337,728.51	2.7%
B. EXPENSES					
1) Certificated Salaries		1000-1999	17,056.11	0.00	-100.0%
2) Classified Salaries		2000-2999	575,859.08	553,440.38	-3.9%
3) Employee Benefits		3000-3999	15,277,792.93	16,257,607.92	6.4%
4) Books and Supplies		4000-4999	471,502.86	430,806.92	-8.6%
5) Services and Other Operating Expenses		5000-5999	7,665,914.63	7,781,950.54	1.5%
6) Depreciation		6000-6999	0.00	0.00	0.0%
7) Other Outgo (excluding Transfers of Indirect Costs)		7100-7299, 7400-7499	0.00	0.00	0.0%
8) Other Outgo - Transfers of Indirect Costs		7300-7399	0.00	0.00	0.0%
9) TOTAL, EXPENSES			24,008,125.61	25,023,805.76	4.2%
C. EXCESS (DEFICIENCY) OF REVENUES OVER EXPENSES BEFORE OTHER FINANCING SOURCES AND USES (A5 - B9)			673,399.54	313,922.75	-53.4%
D. OTHER FINANCING SOURCES/USES					
1) Interfund Transfers					
a) Transfers In		8900-8929	0.00	0.00	0.0%
b) Transfers Out		7600-7629	0.00	0.00	0.0%
2) Other Sources/Uses					
a) Sources		8930-8979	0.00	0.00	0.0%
b) Uses		7630-7699	0.00	0.00	0.0%
3) Contributions		8980-8999	0.00	0.00	0.0%
4) TOTAL, OTHER FINANCING SOURCES/USES			0.00	0.00	0.0%

Description	Resource Codes	Object Codes	2017-18 Estimated Actuals	2018-19 Budget	Percent Difference
E. NET INCREASE (DECREASE) IN NET POSITION (C + D4)			673,399.54	313,922.75	-53.4%
F. NET POSITION					
1) Beginning Net Position					
a) As of July 1 - Unaudited		9791	20,842,927.42	21,758,197.66	4.4%
b) Audit Adjustments		9793	241,870.70	0.00	-100.0%
c) As of July 1 - Audited (F1a + F1b)			21,084,798.12	21,758,197.66	3.2%
d) Other Restatements		9795	0.00	0.00	0.0%
e) Adjusted Beginning Net Position (F1c + F1d)			21,084,798.12	21,758,197.66	3.2%
2) Ending Net Position, June 30 (E + F1e)			21,758,197.66	22,072,120.41	1.4%
Components of Ending Net Position					
a) Net Investment in Capital Assets		9796	0.00	0.00	0.0%
b) Restricted Net Position		9797	0.00	0.00	0.0%
c) Unrestricted Net Position		9790	21,758,197.66	22,072,120.41	1.4%

Description	Resource Codes	Object Codes	2017-18 Estimated Actuals	2018-19 Budget	Percent Difference
G. ASSETS					
1) Cash					
a) in County Treasury		9110	0.00		
1) Fair Value Adjustment to Cash in County Treasury		9111	0.00		
b) in Banks		9120	0.00		
c) in Revolving Cash Account		9130	0.00		
d) with Fiscal Agent/Trustee		9135	0.00		
e) Collections Awaiting Deposit		9140	0.00		
2) Investments		9150	0.00		
3) Accounts Receivable		9200	0.00		
4) Due from Grantor Government		9290	0.00		
5) Due from Other Funds		9310	0.00		
6) Stores		9320	0.00		
7) Prepaid Expenditures		9330	0.00		
8) Other Current Assets		9340	0.00		
9) Fixed Assets					
a) Land		9410	0.00		
b) Land Improvements		9420	0.00		
c) Accumulated Depreciation - Land Improvements		9425	0.00		
d) Buildings		9430	0.00		
e) Accumulated Depreciation - Buildings		9435	0.00		
f) Equipment		9440	0.00		
g) Accumulated Depreciation - Equipment		9445	0.00		
h) Work in Progress		9450	0.00		
10) TOTAL, ASSETS			0.00		
H. DEFERRED OUTFLOWS OF RESOURCES					
1) Deferred Outflows of Resources		9490	0.00		
2) TOTAL, DEFERRED OUTFLOWS			0.00		

Description	Resource Codes	Object Codes	2017-18 Estimated Actuals	2018-19 Budget	Percent Difference
I. LIABILITIES					
1) Accounts Payable		9500	0.00		
2) Due to Grantor Governments		9590	0.00		
3) Due to Other Funds		9610	0.00		
4) Current Loans		9640			
5) Unearned Revenue		9650	0.00		
6) Long-Term Liabilities					
a) Net Pension Liability		9663	0.00		
b) Total/Net OPEB Liability		9664	0.00		
c) Compensated Absences		9665	0.00		
d) COPs Payable		9666	0.00		
e) Capital Leases Payable		9667	0.00		
f) Lease Revenue Bonds Payable		9668	0.00		
g) Other General Long-Term Liabilities		9669	0.00		
7) TOTAL, LIABILITIES			0.00		
J. DEFERRED INFLOWS OF RESOURCES					
1) Deferred Inflows of Resources		9690	0.00		
2) TOTAL, DEFERRED INFLOWS			0.00		
K. NET POSITION					
Net Position, June 30 (G10 + H2) - (I7 + J2)			0.00		

Description	Resource Codes	Object Codes	2017-18 Estimated Actuals	2018-19 Budget	Percent Difference
OTHER STATE REVENUE					
STRS On-Behalf Pension Contributions	7690	8590	50.00	0.00	-100.0%
All Other State Revenue	All Other	8590	0.00	0.00	0.0%
TOTAL, OTHER STATE REVENUE			50.00	0.00	-100.0%
OTHER LOCAL REVENUE					
Other Local Revenue					
Sales					
Sale of Equipment/Supplies		8631	0.00	0.00	0.0%
Interest		8660	220,378.00	270,000.00	22.5%
Net Increase (Decrease) in the Fair Value of Investments		8662	0.00	0.00	0.0%
Fees and Contracts					
In-District Premiums/ Contributions		8674	24,321,511.83	25,067,728.51	3.1%
All Other Fees and Contracts		8689	0.00	0.00	0.0%
Other Local Revenue					
All Other Local Revenue		8699	139,585.32	0.00	-100.0%
All Other Transfers In from All Others		8799	0.00	0.00	0.0%
TOTAL, OTHER LOCAL REVENUE			24,681,475.15	25,337,728.51	2.7%
TOTAL, REVENUES			24,681,525.15	25,337,728.51	2.7%

Description	Resource Codes	Object Codes	2017-18 Estimated Actuals	2018-19 Budget	Percent Difference
CERTIFICATED SALARIES					
Certificated Pupil Support Salaries		1200	17,056.11	0.00	-100.0%
Certificated Supervisors' and Administrators' Salaries		1300	0.00	0.00	0.0%
TOTAL, CERTIFICATED SALARIES			17,056.11	0.00	-100.0%
CLASSIFIED SALARIES					
Classified Support Salaries		2200	50,344.04	0.00	-100.0%
Classified Supervisors' and Administrators' Salaries		2300	104,264.04	105,645.12	1.3%
Clerical, Technical and Office Salaries		2400	421,251.00	447,795.26	6.3%
Other Classified Salaries		2900	0.00	0.00	0.0%
TOTAL, CLASSIFIED SALARIES			575,859.08	553,440.38	-3.9%
EMPLOYEE BENEFITS					
STRS		3101-3102	190.50	0.00	-100.0%
PERS		3201-3202	80,379.70	100,091.12	24.5%
OASDI/Medicare/Alternative		3301-3302	41,760.72	42,338.18	1.4%
Health and Welfare Benefits		3401-3402	48,501.24	52,905.31	9.1%
Unemployment Insurance		3501-3502	284.39	276.72	-2.7%
Workers' Compensation		3601-3602	7,888.16	7,526.79	-4.6%
OPEB, Allocated		3701-3702	15,076,442.29	16,030,395.15	6.3%
OPEB, Active Employees		3751-3752	22,345.93	24,074.65	7.7%
Other Employee Benefits		3901-3902	0.00	0.00	0.0%
TOTAL, EMPLOYEE BENEFITS			15,277,792.93	16,257,607.92	6.4%
BOOKS AND SUPPLIES					
Books and Other Reference Materials		4200	0.00	0.00	0.0%
Materials and Supplies		4300	74,676.12	49,100.00	-34.2%
Noncapitalized Equipment		4400	396,826.74	381,706.92	-3.8%
TOTAL, BOOKS AND SUPPLIES			471,502.86	430,806.92	-8.6%

Description	Resource Codes	Object Codes	2017-18 Estimated Actuals	2018-19 Budget	Percent Difference
SERVICES AND OTHER OPERATING EXPENSES					
Subagreements for Services		5100	0.00	0.00	0.0%
Travel and Conferences		5200	3,787.07	3,500.00	-7.6%
Dues and Memberships		5300	2,000.00	500.00	-75.0%
Insurance		5400-5450	3,413,140.00	3,663,606.99	7.3%
Operations and Housekeeping Services		5500	0.00	0.00	0.0%
Rentals, Leases, Repairs, and Noncapitalized Improvements		5600	128,558.37	15,000.00	-88.3%
Transfers of Direct Costs - Interfund		5750	11,843.82	12,300.00	3.9%
Professional/Consulting Services and Operating Expenditures		5800	4,105,585.37	4,086,943.55	-0.5%
Communications		5900	1,000.00	100.00	-90.0%
TOTAL, SERVICES AND OTHER OPERATING EXPENSES			7,665,914.63	7,781,950.54	1.5%
DEPRECIATION					
Depreciation Expense		6900	0.00	0.00	0.0%
TOTAL, DEPRECIATION			0.00	0.00	0.0%
TOTAL, EXPENSES			24,008,125.61	25,023,805.76	4.2%

Description	Resource Codes	Object Codes	2017-18 Estimated Actuals	2018-19 Budget	Percent Difference
INTERFUND TRANSFERS					
INTERFUND TRANSFERS IN					
Other Authorized Interfund Transfers In		8919	0.00	0.00	0.0%
(a) TOTAL, INTERFUND TRANSFERS IN			0.00	0.00	0.0%
INTERFUND TRANSFERS OUT					
Other Authorized Interfund Transfers Out		7619	0.00	0.00	0.0%
(b) TOTAL, INTERFUND TRANSFERS OUT			0.00	0.00	0.0%
OTHER SOURCES/USES					
SOURCES					
Other Sources					
Transfers from Funds of Lapsed/Reorganized LEAs		8965	0.00	0.00	0.0%
(c) TOTAL, SOURCES			0.00	0.00	0.0%
USES					
Transfers of Funds from Lapsed/Reorganized LEAs		7651	0.00	0.00	0.0%
(d) TOTAL, USES			0.00	0.00	0.0%
CONTRIBUTIONS					
Contributions from Unrestricted Revenues		8980	0.00	0.00	0.0%
Contributions from Restricted Revenues		8990	0.00	0.00	0.0%
(e) TOTAL, CONTRIBUTIONS			0.00	0.00	0.0%
TOTAL, OTHER FINANCING SOURCES/USES (a - b + c - d + e)			0.00	0.00	0.0%

Description	Function Codes	Object Codes	2017-18 Estimated Actuals	2018-19 Budget	Percent Difference
A. REVENUES					
1) LCFF Sources		8010-8099	0.00	0.00	0.0%
2) Federal Revenue		8100-8299	0.00	0.00	0.0%
3) Other State Revenue		8300-8599	50.00	0.00	-100.0%
4) Other Local Revenue		8600-8799	24,681,475.15	25,337,728.51	2.7%
5) TOTAL, REVENUES			24,681,525.15	25,337,728.51	2.7%
B. EXPENSES (Objects 1000-7999)					
1) Instruction	1000-1999		0.00	0.00	0.0%
2) Instruction - Related Services	2000-2999		0.00	0.00	0.0%
3) Pupil Services	3000-3999		0.00	0.00	0.0%
4) Ancillary Services	4000-4999		0.00	0.00	0.0%
5) Community Services	5000-5999		0.00	0.00	0.0%
6) Enterprise	6000-6999		24,008,125.61	25,023,805.76	4.2%
7) General Administration	7000-7999		0.00	0.00	0.0%
8) Plant Services	8000-8999		0.00	0.00	0.0%
9) Other Outgo	9000-9999	Except 7600-7699	0.00	0.00	0.0%
10) TOTAL, EXPENSES			24,008,125.61	25,023,805.76	4.2%
C. EXCESS (DEFICIENCY) OF REVENUES OVER EXPENSES BEFORE OTHER FINANCING SOURCES AND USES (A5 - B10)			673,399.54	313,922.75	-53.4%
D. OTHER FINANCING SOURCES/USES					
1) Interfund Transfers					
a) Transfers In		8900-8929	0.00	0.00	0.0%
b) Transfers Out		7600-7629	0.00	0.00	0.0%
2) Other Sources/Uses					
a) Sources		8930-8979	0.00	0.00	0.0%
b) Uses		7630-7699	0.00	0.00	0.0%
3) Contributions		8980-8999	0.00	0.00	0.0%
4) TOTAL, OTHER FINANCING SOURCES/USES			0.00	0.00	0.0%

Description	Function Codes	Object Codes	2017-18 Estimated Actuals	2018-19 Budget	Percent Difference
E. NET INCREASE (DECREASE) IN NET POSITION (C + D4)			673,399.54	313,922.75	-53.4%
F. NET POSITION					
1) Beginning Net Position					
a) As of July 1 - Unaudited		9791	20,842,927.42	21,758,197.66	4.4%
b) Audit Adjustments		9793	241,870.70	0.00	-100.0%
c) As of July 1 - Audited (F1a + F1b)			21,084,798.12	21,758,197.66	3.2%
d) Other Restatements		9795	0.00	0.00	0.0%
e) Adjusted Beginning Net Position (F1c + F1d)			21,084,798.12	21,758,197.66	3.2%
2) Ending Net Position, June 30 (E + F1e)			21,758,197.66	22,072,120.41	1.4%
Components of Ending Net Position					
a) Net Investment in Capital Assets		9796	0.00	0.00	0.0%
b) Restricted Net Position		9797	0.00	0.00	0.0%
c) Unrestricted Net Position		9790	21,758,197.66	22,072,120.41	1.4%

Resource	Description	2017-18 Estimated Actuals	2018-19 Budget
Total, Restricted Net Position		0.00	0.00

Retiree Benefit Fund



Artwork created by a Santa Ana Unified School District student from Madison Elementary School.

Retiree Benefit Fund (71)



The Retiree Benefit Fund is established to account for the District's irrevocable contributions to the California Employer's Retiree Benefits Trust Program (CERBT) with the California Public Employers' Retirement System for the prefunding of retiree health benefits.

In 2017-18 the District transferred \$40 million from to Fund 20, Special Reserve Fund for Postemployment which brings the beginning fund balance to \$50M in 2018-19 fiscal year.

Description	Resource Codes	Object Codes	2017-18 Estimated Actuals	2018-19 Budget	Percent Difference
A. REVENUES					
1) LCFF Sources		8010-8099	0.00	0.00	0.0%
2) Federal Revenue		8100-8299	0.00	0.00	0.0%
3) Other State Revenue		8300-8599	0.00	0.00	0.0%
4) Other Local Revenue		8600-8799	6,000.00	0.00	-100.0%
5) TOTAL, REVENUES			6,000.00	0.00	-100.0%
B. EXPENSES					
1) Certificated Salaries		1000-1999	0.00	0.00	0.0%
2) Classified Salaries		2000-2999	0.00	0.00	0.0%
3) Employee Benefits		3000-3999	0.00	0.00	0.0%
4) Books and Supplies		4000-4999	0.00	0.00	0.0%
5) Services and Other Operating Expenses		5000-5999	400.00	0.00	-100.0%
6) Depreciation		6000-6999	0.00	0.00	0.0%
7) Other Outgo (excluding Transfers of Indirect Costs)		7100-7299, 7400-7499	0.00	0.00	0.0%
8) Other Outgo - Transfers of Indirect Costs		7300-7399	0.00	0.00	0.0%
9) TOTAL, EXPENSES			400.00	0.00	-100.0%
C. EXCESS (DEFICIENCY) OF REVENUES OVER EXPENSES BEFORE OTHER FINANCING SOURCES AND USES (A5 - B9)			5,600.00	0.00	-100.0%
D. OTHER FINANCING SOURCES/USES					
1) Interfund Transfers					
a) Transfers In		8900-8929	40,000,000.00	0.00	-100.0%
b) Transfers Out		7600-7629	0.00	0.00	0.0%
2) Other Sources/Uses					
a) Sources		8930-8979	0.00	0.00	0.0%
b) Uses		7630-7699	0.00	0.00	0.0%
3) Contributions		8980-8999	0.00	0.00	0.0%
4) TOTAL, OTHER FINANCING SOURCES/USES			40,000,000.00	0.00	-100.0%

Description	Resource Codes	Object Codes	2017-18 Estimated Actuals	2018-19 Budget	Percent Difference
E. NET INCREASE (DECREASE) IN NET POSITION (C + D4)			40,005,600.00	0.00	-100.0%
F. NET POSITION					
1) Beginning Net Position					
a) As of July 1 - Unaudited		9791	10,005,827.53	50,011,427.53	399.8%
b) Audit Adjustments		9793	0.00	0.00	0.0%
c) As of July 1 - Audited (F1a + F1b)			10,005,827.53	50,011,427.53	399.8%
d) Other Restatements		9795	0.00	0.00	0.0%
e) Adjusted Beginning Net Position (F1c + F1d)			10,005,827.53	50,011,427.53	399.8%
2) Ending Net Position, June 30 (E + F1e)			50,011,427.53	50,011,427.53	0.0%
Components of Ending Net Position					
a) Net Investment in Capital Assets		9796	0.00	0.00	0.0%
b) Restricted Net Position		9797	0.00	0.00	0.0%
c) Unrestricted Net Position		9790	50,011,427.53	50,011,427.53	0.0%

Description	Resource Codes	Object Codes	2017-18 Estimated Actuals	2018-19 Budget	Percent Difference
G. ASSETS					
1) Cash					
a) in County Treasury		9110	0.00		
1) Fair Value Adjustment to Cash in County Treasury		9111	0.00		
b) in Banks		9120	0.00		
c) in Revolving Cash Account		9130	0.00		
d) with Fiscal Agent/Trustee		9135	0.00		
e) Collections Awaiting Deposit		9140	0.00		
2) Investments		9150	0.00		
3) Accounts Receivable		9200	0.00		
4) Due from Grantor Government		9290	0.00		
5) Due from Other Funds		9310	0.00		
6) Stores		9320	0.00		
7) Prepaid Expenditures		9330	0.00		
8) Other Current Assets		9340	0.00		
9) Fixed Assets		9400			
10) TOTAL, ASSETS			0.00		
H. DEFERRED OUTFLOWS OF RESOURCES					
1) Deferred Outflows of Resources		9490	0.00		
2) TOTAL, DEFERRED OUTFLOWS			0.00		

Description	Resource Codes	Object Codes	2017-18 Estimated Actuals	2018-19 Budget	Percent Difference
I. LIABILITIES					
1) Accounts Payable		9500	0.00		
2) Due to Grantor Governments		9590	0.00		
3) Due to Other Funds		9610	0.00		
4) Current Loans		9640			
5) Unearned Revenue		9650	0.00		
6) Long-Term Liabilities					
a) Net Pension Liability		9663	0.00		
b) Total/Net OPEB Liability		9664	0.00		
c) Compensated Absences		9665	0.00		
d) COPs Payable		9666	0.00		
e) Capital Leases Payable		9667	0.00		
f) Lease Revenue Bonds Payable		9668	0.00		
g) Other General Long-Term Liabilities		9669	0.00		
7) TOTAL, LIABILITIES			0.00		
J. DEFERRED INFLOWS OF RESOURCES					
1) Deferred Inflows of Resources		9690	0.00		
2) TOTAL, DEFERRED INFLOWS			0.00		
K. NET POSITION					
Net Position, June 30 (G10 + H2) - (I7 + J2)			0.00		

Description	Resource Codes	Object Codes	2017-18 Estimated Actuals	2018-19 Budget	Percent Difference
OTHER LOCAL REVENUE					
Other Local Revenue					
Interest		8660	6,000.00	0.00	-100.0%
Net Increase (Decrease) in the Fair Value of Investments		8662	0.00	0.00	0.0%
Fees and Contracts					
In-District Premiums/ Contributions		8674	0.00	0.00	0.0%
Other Local Revenue					
All Other Local Revenue		8699	0.00	0.00	0.0%
TOTAL, OTHER LOCAL REVENUE			6,000.00	0.00	-100.0%
TOTAL, REVENUES			6,000.00	0.00	-100.0%
SERVICES AND OTHER OPERATING EXPENSES					
Subagreements for Services		5100	0.00	0.00	0.0%
Professional/Consulting Services and Operating Expenditures		5800	400.00	0.00	-100.0%
TOTAL, SERVICES AND OTHER OPERATING EXPENSES			400.00	0.00	-100.0%
TOTAL, EXPENSES			400.00	0.00	-100.0%

Description	Resource Codes	Object Codes	2017-18 Estimated Actuals	2018-19 Budget	Percent Difference
INTERFUND TRANSFERS					
INTERFUND TRANSFERS IN					
Other Authorized Interfund Transfers In		8919	40,000,000.00	0.00	-100.0%
(a) TOTAL, INTERFUND TRANSFERS IN			40,000,000.00	0.00	-100.0%
OTHER SOURCES/USES					
SOURCES					
Other Sources					
Transfers from Funds of Lapsed/Reorganized LEAs		8965	0.00	0.00	0.0%
All Other Financing Sources		8979	0.00	0.00	0.0%
(c) TOTAL, SOURCES			0.00	0.00	0.0%
USES					
Transfers of Funds from Lapsed/Reorganized LEAs		7651	0.00	0.00	0.0%
(d) TOTAL, USES			0.00	0.00	0.0%
CONTRIBUTIONS					
Contributions from Unrestricted Revenues		8980	0.00	0.00	0.0%
Contributions from Restricted Revenues		8990	0.00	0.00	0.0%
(e) TOTAL, CONTRIBUTIONS			0.00	0.00	0.0%
TOTAL, OTHER FINANCING SOURCES/USES (a + c - d + e)			40,000,000.00	0.00	-100.0%

Description	Function Codes	Object Codes	2017-18 Estimated Actuals	2018-19 Budget	Percent Difference
A. REVENUES					
1) LCFF Sources		8010-8099	0.00	0.00	0.0%
2) Federal Revenue		8100-8299	0.00	0.00	0.0%
3) Other State Revenue		8300-8599	0.00	0.00	0.0%
4) Other Local Revenue		8600-8799	6,000.00	0.00	-100.0%
5) TOTAL, REVENUES			6,000.00	0.00	-100.0%
B. EXPENSES (Objects 1000-7999)					
1) Instruction	1000-1999		0.00	0.00	0.0%
2) Instruction - Related Services	2000-2999		0.00	0.00	0.0%
3) Pupil Services	3000-3999		0.00	0.00	0.0%
4) Ancillary Services	4000-4999		0.00	0.00	0.0%
5) Community Services	5000-5999		0.00	0.00	0.0%
6) Enterprise	6000-6999		400.00	0.00	-100.0%
7) General Administration	7000-7999		0.00	0.00	0.0%
8) Plant Services	8000-8999		0.00	0.00	0.0%
9) Other Outgo	9000-9999	Except 7600-7699	0.00	0.00	0.0%
10) TOTAL, EXPENSES			400.00	0.00	-100.0%
C. EXCESS (DEFICIENCY) OF REVENUES OVER EXPENSES BEFORE OTHER FINANCING SOURCES AND USES (A5 - B10)			5,600.00	0.00	-100.0%
D. OTHER FINANCING SOURCES/USES					
1) Interfund Transfers					
a) Transfers In		8900-8929	40,000,000.00	0.00	-100.0%
b) Transfers Out		7600-7629	0.00	0.00	0.0%
2) Other Sources/Uses					
a) Sources		8930-8979	0.00	0.00	0.0%
b) Uses		7630-7699	0.00	0.00	0.0%
3) Contributions		8980-8999	0.00	0.00	0.0%
4) TOTAL, OTHER FINANCING SOURCES/USES			40,000,000.00	0.00	-100.0%

Description	Function Codes	Object Codes	2017-18 Estimated Actuals	2018-19 Budget	Percent Difference
E. NET INCREASE (DECREASE) IN NET POSITION (C + D4)			40,005,600.00	0.00	-100.0%
F. NET POSITION					
1) Beginning Net Position					
a) As of July 1 - Unaudited		9791	10,005,827.53	50,011,427.53	399.8%
b) Audit Adjustments		9793	0.00	0.00	0.0%
c) As of July 1 - Audited (F1a + F1b)			10,005,827.53	50,011,427.53	399.8%
d) Other Restatements		9795	0.00	0.00	0.0%
e) Adjusted Beginning Net Position (F1c + F1d)			10,005,827.53	50,011,427.53	399.8%
2) Ending Net Position, June 30 (E + F1e)			50,011,427.53	50,011,427.53	0.0%
Components of Ending Net Position					
a) Net Investment in Capital Assets		9796	0.00	0.00	0.0%
b) Restricted Net Position		9797	0.00	0.00	0.0%
c) Unrestricted Net Position		9790	50,011,427.53	50,011,427.53	0.0%

<u>Resource</u>	<u>Description</u>	<u>2017-18 Estimated Actuals</u>	<u>2018-19 Budget</u>
	Total, Restricted Net Position	0.00	0.00

Supplemental Information



Artwork created by a Santa Ana Unified School District student from Madison Elementary School.

Description	2017-18 Estimated Actuals			2018-19 Budget		
	P-2 ADA	Annual ADA	Funded ADA	Estimated P-2 ADA	Estimated Annual ADA	Estimated Funded ADA
A. DISTRICT						
1. Total District Regular ADA Includes Opportunity Classes, Home & Hospital, Special Day Class, Continuation Education, Special Education NPS/LCI and Extended Year, and Community Day School (includes Necessary Small School ADA)	46,637.34	46,487.34	48,400.64	45,229.67	45,079.67	46,649.09
2. Total Basic Aid Choice/Court Ordered Voluntary Pupil Transfer Regular ADA Includes Opportunity Classes, Home & Hospital, Special Day Class, Continuation Education, Special Education NPS/LCI and Extended Year, and Community Day School (ADA not included in Line A1 above)						
3. Total Basic Aid Open Enrollment Regular ADA Includes Opportunity Classes, Home & Hospital, Special Day Class, Continuation Education, Special Education NPS/LCI and Extended Year, and Community Day School (ADA not included in Line A1 above)						
4. Total, District Regular ADA (Sum of Lines A1 through A3)	46,637.34	46,487.34	48,400.64	45,229.67	45,079.67	46,649.09
5. District Funded County Program ADA						
a. County Community Schools	99.49	99.49	99.49	99.49	99.49	99.49
b. Special Education-Special Day Class	40.54	40.54	40.54	40.54	40.54	40.54
c. Special Education-NPS/LCI						
d. Special Education Extended Year	4.52	4.52	4.52	4.52	4.52	4.52
e. Other County Operated Programs: Opportunity Schools and Full Day Opportunity Classes, Specialized Secondary Schools						
f. County School Tuition Fund (Out of State Tuition) [EC 2000 and 46380]						
g. Total, District Funded County Program ADA (Sum of Lines A5a through A5f)	144.55	144.55	144.55	144.55	144.55	144.55
6. TOTAL DISTRICT ADA (Sum of Line A4 and Line A5g)	46,781.89	46,631.89	48,545.19	45,374.22	45,224.22	46,793.64
7. Adults in Correctional Facilities						
8. Charter School ADA (Enter Charter School ADA using Tab C. Charter School ADA)						

Description	2017-18 Estimated Actuals			2018-19 Budget		
	P-2 ADA	Annual ADA	Funded ADA	Estimated P-2 ADA	Estimated Annual ADA	Estimated Funded ADA
C. CHARTER SCHOOL ADA						
Authorizing LEAs reporting charter school SACS financial data in their Fund 01, 09, or 62 use this worksheet to report ADA for those charter schools. Charter schools reporting SACS financial data separately from their authorizing LEAs in Fund 01 or Fund 62 use this worksheet to report their ADA.						
FUND 01: Charter School ADA corresponding to SACS financial data reported in Fund 01.						
1. Total Charter School Regular ADA						
2. Charter School County Program Alternative Education ADA						
a. County Group Home and Institution Pupils						
b. Juvenile Halls, Homes, and Camps						
c. Probation Referred, On Probation or Parole, Expelled per EC 48915(a) or (c) [EC 2574(c)(4)(A)]						
d. Total, Charter School County Program Alternative Education ADA (Sum of Lines C2a through C2c)	0.00	0.00	0.00	0.00	0.00	0.00
3. Charter School Funded County Program ADA						
a. County Community Schools						
b. Special Education-Special Day Class						
c. Special Education-NPS/LCI						
d. Special Education Extended Year						
e. Other County Operated Programs: Opportunity Schools and Full Day Opportunity Classes, Specialized Secondary Schools						
f. Total, Charter School Funded County Program ADA (Sum of Lines C3a through C3e)	0.00	0.00	0.00	0.00	0.00	0.00
4. TOTAL CHARTER SCHOOL ADA (Sum of Lines C1, C2d, and C3f)	0.00	0.00	0.00	0.00	0.00	0.00
FUND 09 or 62: Charter School ADA corresponding to SACS financial data reported in Fund 09 or Fund 62.						
5. Total Charter School Regular ADA	344.63	344.63	344.63	398.90	398.90	398.90
6. Charter School County Program Alternative Education ADA						
a. County Group Home and Institution Pupils						
b. Juvenile Halls, Homes, and Camps						
c. Probation Referred, On Probation or Parole, Expelled per EC 48915(a) or (c) [EC 2574(c)(4)(A)]						
d. Total, Charter School County Program Alternative Education ADA (Sum of Lines C6a through C6c)	0.00	0.00	0.00	0.00	0.00	0.00
7. Charter School Funded County Program ADA						
a. County Community Schools	40.77	40.77	40.77	40.77	40.77	40.77
b. Special Education-Special Day Class						
c. Special Education-NPS/LCI						
d. Special Education Extended Year						
e. Other County Operated Programs: Opportunity Schools and Full Day Opportunity Classes, Specialized Secondary Schools						
f. Total, Charter School Funded County Program ADA (Sum of Lines C7a through C7e)	40.77	40.77	40.77	40.77	40.77	40.77
8. TOTAL CHARTER SCHOOL ADA (Sum of Lines C5, C6d, and C7f)	385.40	385.40	385.40	439.67	439.67	439.67
9. TOTAL CHARTER SCHOOL ADA Reported in Fund 01, 09, or 62 (Sum of Lines C4 and C8)	385.40	385.40	385.40	439.67	439.67	439.67

Current Expense Formula/Minimum Classroom Compensation

PART I - CURRENT EXPENSE FORMULA	Total Expense for Year (1)	EDP No.	Reductions (See Note 1) (2)	EDP No.	Current Expense of Education (Col 1 - Col 2) (3)	EDP No.	Reductions (Extracted) (See Note 2) (4a)	Reductions (Overrides)* (See Note 2) (4b)	EDP No.	Current Expense-Part II (Col 3 - Col 4) (5)	EDP No.
1000 - Certificated Salaries	274,880,446.02	301	0.00	303	274,880,446.02	305	7,376,039.59		307	267,504,406.43	309
2000 - Classified Salaries	90,461,255.64	311	294,310.20	313	90,166,945.44	315	6,387,383.76		317	83,779,561.68	319
3000 - Employee Benefits	160,533,919.50	321	125,887.19	323	160,408,032.31	325	4,390,633.29		327	156,017,399.02	329
4000 - Books, Supplies Equip Replace. (6500)	44,518,004.97	331	1,209,794.25	333	43,308,210.72	335	1,949,129.42		337	41,359,081.30	339
5000 - Services. . . & 7300 - Indirect Costs	62,320,011.79	341	696,700.26	343	61,623,311.53	345	20,317,538.93		347	41,305,772.60	349
TOTAL					630,386,946.02	365			TOTAL	589,966,221.03	369

Note 1 - In Column 2, report expenditures for the following programs: Nonagency (Goals 7100-7199), Community Services (Goal 8100), Food Services (Function 3700), Fringe Benefits for Retired Persons (Objects 3701-3702), and Facilities Acquisition & Construction (Function 8500).

Note 2 - In Column 4, report expenditures for: Transportation (Function 3600), Lottery Expenditures (Resource 1100), Special Education Students in Nonpublic Schools (Function 1180), and other federal or state categorical aid in which funds were granted for expenditures in a program not incurring any teacher salary expenditures or requiring disbursement of the funds without regard to the requirements of EC Section 41372.

* If an amount (even zero) is entered in any row of Column 4b or in Line 13b, the form uses only the values in Column 4b and Line 13b rather than the values in Column 4a and Line 13a.

PART II: MINIMUM CLASSROOM COMPENSATION (Instruction, Functions 1000-1999)	Object	EDP No.
1. Teacher Salaries as Per EC 41011.	1100	226,017,151.24 375
2. Salaries of Instructional Aides Per EC 41011.	2100	27,375,021.17 380
3. STRS.	3101 & 3102	50,286,597.56 382
4. PERS.	3201 & 3202	4,646,825.07 383
5. OASDI - Regular, Medicare and Alternative.	3301 & 3302	5,584,526.71 384
6. Health & Welfare Benefits (EC 41372) (Include Health, Dental, Vision, Pharmaceutical, and Annuity Plans).	3401 & 3402	38,137,011.21 385
7. Unemployment Insurance.	3501 & 3502	149,345.84 390
8. Workers' Compensation Insurance.	3601 & 3602	3,759,343.57 392
9. OPEB, Active Employees (EC 41372).	3751 & 3752	9,995,639.39
10. Other Benefits (EC 22310).	3901 & 3902	0.00 393
11. SUBTOTAL Salaries and Benefits (Sum Lines 1 - 10).		365,951,461.76 395
12. Less: Teacher and Instructional Aide Salaries and Benefits deducted in Column 2.		0.00
13a. Less: Teacher and Instructional Aide Salaries and Benefits (other than Lottery) deducted in Column 4a (Extracted).		8,173,527.94 396
b. Less: Teacher and Instructional Aide Salaries and Benefits (other than Lottery) deducted in Column 4b (Overrides)*.		
14. TOTAL SALARIES AND BENEFITS.		357,777,933.82 397
15. Percent of Current Cost of Education Expended for Classroom Compensation (EDP 397 divided by EDP 369) Line 15 must equal or exceed 60% for elementary, 55% for unified and 50% for high school districts to avoid penalty under provisions of EC 41372.		60.64%
16. District is exempt from EC 41372 because it meets the provisions of EC 41374. (If exempt, enter 'X').		

PART III: DEFICIENCY AMOUNT

A deficiency amount (Line 5) is only applicable to districts not meeting the minimum classroom compensation percentage required under EC 41372 and not exempt under the provisions of EC 41374.

1. Minimum percentage required (60% elementary, 55% unified, 50% high)	55.00%
2. Percentage spent by this district (Part II, Line 15)	60.64%
3. Percentage below the minimum (Part III, Line 1 minus Line 2)	0.00%
4. District's Current Expense of Education after reductions in columns 4a or 4b (Part I, EDP 369).	589,966,221.03
5. Deficiency Amount (Part III, Line 3 times Line 4)	0.00

PART IV: Explanation for adjustments entered in Part I, Column 4b (required)

PART I - CURRENT EXPENSE FORMULA	Total Expense for Year (1)	EDP No.	Reductions (See Note 1) (2)	EDP No.	Current Expense of Education (Col 1 - Col 2) (3)	EDP No.	Reductions (Extracted) (See Note 2) (4a)	Reductions (Overrides)* (See Note 2) (4b)	EDP No.	Current Expense-Part II (Col 3 - Col 4) (5)	EDP No.
1000 - Certificated Salaries	277,549,607.77	301	0.00	303	277,549,607.77	305	7,107,324.58		307	270,442,283.19	309
2000 - Classified Salaries	99,445,673.38	311	347,605.00	313	99,098,068.38	315	6,830,336.64		317	92,267,731.74	319
3000 - Employee Benefits	176,227,491.32	321	170,126.56	323	176,057,364.76	325	4,683,072.30		327	171,374,292.46	329
4000 - Books, Supplies Equip Replace. (6500)	36,111,337.51	331	1,203,000.00	333	34,908,337.51	335	2,493,322.87		337	32,415,014.64	339
5000 - Services. . . & 7300 - Indirect Costs	67,755,096.33	341	586,290.00	343	67,168,806.33	345	22,096,189.41		347	45,072,616.92	349
TOTAL					654,782,184.75	365			TOTAL	611,571,938.95	369

Note 1 - In Column 2, report expenditures for the following programs: Nonagency (Goals 7100-7199), Community Services (Goal 8100), Food Services (Function 3700), Fringe Benefits for Retired Persons (Objects 3701-3702), and Facilities Acquisition & Construction (Function 8500).

Note 2 - In Column 4, report expenditures for: Transportation (Function 3600), Lottery Expenditures (Resource 1100), Special Education Students in Nonpublic Schools (Function 1180), and other federal or state categorical aid in which funds were granted for expenditures in a program not incurring any teacher salary expenditures or requiring disbursement of the funds without regard to the requirements of EC Section 41372.

* If an amount (even zero) is entered in any row of Column 4b or in Line 13b, the form uses only the values in Column 4b and Line 13b rather than the values in Column 4a and Line 13a.

PART II: MINIMUM CLASSROOM COMPENSATION (Instruction, Functions 1000-1999)		Object	EDP No.
1. Teacher Salaries as Per EC 41011.		1100	375
2. Salaries of Instructional Aides Per EC 41011.		2100	380
3. STRS.		3101 & 3102	382
4. PERS.		3201 & 3202	383
5. OASDI - Regular, Medicare and Alternative.		3301 & 3302	384
6. Health & Welfare Benefits (EC 41372) (Include Health, Dental, Vision, Pharmaceutical, and Annuity Plans).		3401 & 3402	385
7. Unemployment Insurance.		3501 & 3502	390
8. Workers' Compensation Insurance.		3601 & 3602	392
9. OPEB, Active Employees (EC 41372).		3751 & 3752	393
10. Other Benefits (EC 22310).		3901 & 3902	393
11. SUBTOTAL Salaries and Benefits (Sum Lines 1 - 10).			395
12. Less: Teacher and Instructional Aide Salaries and Benefits deducted in Column 2.			
13a. Less: Teacher and Instructional Aide Salaries and Benefits (other than Lottery) deducted in Column 4a (Extracted).			396
b. Less: Teacher and Instructional Aide Salaries and Benefits (other than Lottery) deducted in Column 4b (Overrides)*.			396
14. TOTAL SALARIES AND BENEFITS.			397
15. Percent of Current Cost of Education Expended for Classroom Compensation (EDP 397 divided by EDP 369) Line 15 must equal or exceed 60% for elementary, 55% for unified and 50% for high school districts to avoid penalty under provisions of EC 41372.			60.98%
16. District is exempt from EC 41372 because it meets the provisions of EC 41374. (If exempt, enter 'X')			

PART III: DEFICIENCY AMOUNT	
A deficiency amount (Line 5) is only applicable to districts not meeting the minimum classroom compensation percentage required under EC 41372 and not exempt under the provisions of EC 41374.	
1. Minimum percentage required (60% elementary, 55% unified, 50% high)	55.00%
2. Percentage spent by this district (Part II, Line 15)	60.98%
3. Percentage below the minimum (Part III, Line 1 minus Line 2)	0.00%
4. District's Current Expense of Education after reductions in columns 4a or 4b (Part I, EDP 369).	611,571,938.95
5. Deficiency Amount (Part III, Line 3 times Line 4)	0.00

PART IV: Explanation for adjustments entered in Part I, Column 4b (required)	

Part I - General Administrative Share of Plant Services Costs

California's indirect cost plan allows that the general administrative costs in the indirect cost pool may include that portion of plant services costs (maintenance and operations costs and facilities rents and leases costs) attributable to the general administrative offices. The calculation of the plant services costs attributed to general administration and included in the pool is standardized and automated using the percentage of salaries and benefits relating to general administration as proxy for the percentage of square footage occupied by general administration.

A. Salaries and Benefits - Other General Administration and Centralized Data Processing

- 1. Salaries and benefits paid through payroll (Funds 01, 09, and 62, objects 1000-3999 except 3701-3702)
(Functions 7200-7700, goals 0000 and 9000) 17,773,583.50
- 2. Contracted general administrative positions not paid through payroll
 - a. Enter the costs, if any, of general administrative positions performing services ON SITE but paid through a contract, rather than through payroll, in functions 7200-7700, goals 0000 and 9000, Object 5800. _____
 - b. If an amount is entered on Line A2a, provide the title, duties, and approximate FTE of each general administrative position paid through a contract. Retain supporting documentation in case of audit. _____

B. Salaries and Benefits - All Other Activities

- 1. Salaries and benefits paid through payroll (Funds 01, 09, and 62, objects 1000-3999 except 3701-3702)
(Functions 1000-6999, 7100-7180, & 8100-8400; Functions 7200-7700, all goals except 0000 & 9000) 510,830,042.88

C. Percentage of Plant Services Costs Attributable to General Administration

- (Line A1 plus Line A2a, divided by Line B1; zero if negative) (See Part III, Lines A5 and A6) 3.48%

Part II - Adjustments for Employment Separation Costs

When an employee separates from service, the local educational agency (LEA) may incur costs associated with the separation in addition to the employee's regular salary and benefits for the final pay period. These additional costs can be categorized as "normal" or "abnormal or mass" separation costs.

Normal separation costs include items such as pay for accumulated unused leave or routine severance pay authorized by governing board policy. Normal separation costs are not allowable as direct costs to federal programs, but are allowable as indirect costs. State programs may have similar restrictions. Where federal or state program guidelines required that the LEA charge an employee's normal separation costs to an unrestricted resource rather than to the restricted program in which the employee worked, the LEA may identify and enter these costs on Line A for inclusion in the indirect cost pool.

Abnormal or mass separation costs are those costs resulting from actions taken by an LEA to influence employees to terminate their employment earlier than they normally would have. Abnormal or mass separation costs include retirement incentives such as a Golden Handshake or severance packages negotiated to effect termination. Abnormal or mass separation costs may not be charged to federal programs as either direct costs or indirect costs. Where an LEA paid abnormal or mass separation costs on behalf of positions in general administrative functions included in the indirect cost pool, the LEA must identify and enter these costs on Line B for exclusion from the pool.

A. Normal Separation Costs (optional)

Enter any normal separation costs paid on behalf of employees of restricted state or federal programs that were charged to an unrestricted resource (0000-1999) in funds 01, 09, and 62 with functions 1000-6999 or 8100-8400 rather than to the restricted program. These costs will be moved in Part III from base costs to the indirect cost pool. _____
Retain supporting documentation.

B. Abnormal or Mass Separation Costs (required)

Enter any abnormal or mass separation costs paid on behalf of general administrative positions charged to unrestricted resources (0000-1999) in funds 01, 09, and 62 with functions 7200-7700. These costs will be moved in Part III from the indirect cost pool to base costs. If none, enter zero. 0.00

Part III - Indirect Cost Rate Calculation (Funds 01, 09, and 62, unless indicated otherwise)

A. Indirect Costs

1. Other General Administration, less portion charged to restricted resources or specific goals (Functions 7200-7600, objects 1000-5999, minus Line B9)	23,644,637.94
2. Centralized Data Processing, less portion charged to restricted resources or specific goals (Function 7700, objects 1000-5999, minus Line B10)	5,833,359.38
3. External Financial Audit - Single Audit (Function 7190, resources 0000-1999, goals 0000 and 9000, objects 5000-5999)	84,217.00
4. Staff Relations and Negotiations (Function 7120, resources 0000-1999, goals 0000 and 9000, objects 1000-5999)	188,853.22
5. Plant Maintenance and Operations (portion relating to general administrative offices only) (Functions 8100-8400, objects 1000-5999 except 5100, times Part I, Line C)	1,833,760.93
6. Facilities Rents and Leases (portion relating to general administrative offices only) (Function 8700, resources 0000-1999, objects 1000-5999 except 5100, times Part I, Line C)	0.00
7. Adjustment for Employment Separation Costs	
a. Plus: Normal Separation Costs (Part II, Line A)	0.00
b. Less: Abnormal or Mass Separation Costs (Part II, Line B)	0.00
8. Total Indirect Costs (Lines A1 through A7a, minus Line A7b)	31,584,828.47
9. Carry-Forward Adjustment (Part IV, Line F)	(16,230,379.38)
10. Total Adjusted Indirect Costs (Line A8 plus Line A9)	15,354,449.09

B. Base Costs

1. Instruction (Functions 1000-1999, objects 1000-5999 except 5100)	416,752,574.03
2. Instruction-Related Services (Functions 2000-2999, objects 1000-5999 except 5100)	74,629,530.26
3. Pupil Services (Functions 3000-3999, objects 1000-5999 except 5100)	34,457,102.73
4. Ancillary Services (Functions 4000-4999, objects 1000-5999 except 5100)	5,208,368.02
5. Community Services (Functions 5000-5999, objects 1000-5999 except 5100)	167,711.80
6. Enterprise (Function 6000, objects 1000-5999 except 5100)	0.00
7. Board and Superintendent (Functions 7100-7180, objects 1000-5999, minus Part III, Line A4)	2,210,415.12
8. External Financial Audit - Single Audit and Other (Functions 7190-7191, objects 5000-5999, minus Part III, Line A3)	0.00
9. Other General Administration (portion charged to restricted resources or specific goals only) (Functions 7200-7600, resources 2000-9999, objects 1000-5999; Functions 7200-7600, resources 0000-1999, all goals except 0000 and 9000, objects 1000-5999)	277,153.24
10. Centralized Data Processing (portion charged to restricted resources or specific goals only) (Function 7700, resources 2000-9999, objects 1000-5999; Function 7700, resources 0000-1999, all goals except 0000 and 9000, objects 1000-5999)	270,181.78
11. Plant Maintenance and Operations (all except portion relating to general administrative offices) (Functions 8100-8400, objects 1000-5999 except 5100, minus Part III, Line A5)	50,860,518.78
12. Facilities Rents and Leases (all except portion relating to general administrative offices) (Function 8700, objects 1000-5999 except 5100, minus Part III, Line A6)	0.00
13. Adjustment for Employment Separation Costs	
a. Less: Normal Separation Costs (Part II, Line A)	0.00
b. Plus: Abnormal or Mass Separation Costs (Part II, Line B)	0.00
14. Adult Education (Fund 11, functions 1000-6999, 8100-8400, and 8700, objects 1000-5999 except 5100)	0.00
15. Child Development (Fund 12, functions 1000-6999, 8100-8400, and 8700, objects 1000-5999 except 5100)	6,700,669.53
16. Cafeteria (Funds 13 and 61, functions 1000-6999, 8100-8400, and 8700, objects 1000-5999 except 5100)	41,013,273.52
17. Foundation (Funds 19 and 57, functions 1000-6999, 8100-8400, and 8700, objects 1000-5999 except 5100)	0.00
18. Total Base Costs (Lines B1 through B12 and Lines B13b through B17, minus Line B13a)	632,547,498.81

C. Straight Indirect Cost Percentage Before Carry-Forward Adjustment
(For information only - not for use when claiming/recovering indirect costs)
(Line A8 divided by Line B18)

4.99%

D. Preliminary Proposed Indirect Cost Rate
(For final approved fixed-with-carry-forward rate for use in 2019-20 see www.cde.ca.gov/fg/ac/ic)
(Line A10 divided by Line B18)

2.43%

Part IV - Carry-forward Adjustment

The carry-forward adjustment is an after-the-fact adjustment for the difference between indirect costs recoverable using the indirect cost rate approved for use in a given year, and the actual indirect costs incurred in that year. The carry-forward adjustment eliminates the need for LEAs to file amended federal reports when their actual indirect costs vary from the estimated indirect costs on which the approved rate was based.

Where the ratio of indirect costs incurred in the current year is less than the estimated ratio of indirect costs on which the approved rate for use in the current year was based, the carry-forward adjustment is limited by using either the approved rate times current year base costs, or the highest rate actually used to recover costs from any program times current year base costs, if the highest rate used was less than the approved rate. Rates used to recover costs from programs are displayed in Exhibit A.

A. Indirect costs incurred in the current year (Part III, Line A8)	<u>31,584,828.47</u>
B. Carry-forward adjustment from prior year(s)	
1. Carry-forward adjustment from the second prior year	<u>10,568,926.29</u>
2. Carry-forward adjustment amount deferred from prior year(s), if any	<u>0.00</u>
C. Carry-forward adjustment for under- or over-recovery in the current year	
1. Under-recovery: Part III, Line A8, plus carry-forward adjustment from prior years, minus (approved indirect cost rate (9.23%) times Part III, Line B18); zero if negative	<u>0.00</u>
2. Over-recovery: Part III, Line A8, plus carry-forward adjustment from prior years, minus the lesser of (approved indirect cost rate (9.23%) times Part III, Line B18) or (the highest rate used to recover costs from any program (9.23%) times Part III, Line B18); zero if positive	<u>(16,230,379.38)</u>
D. Preliminary carry-forward adjustment (Line C1 or C2)	<u>(16,230,379.38)</u>
E. Optional allocation of negative carry-forward adjustment over more than one year	
Where a negative carry-forward adjustment causes the proposed approved rate to fall below zero or would reduce the rate at which the LEA could recover indirect costs to such an extent that it would cause the LEA significant fiscal harm, the LEA may request that the carry-forward adjustment be allocated over more than one year. Where allocation of a negative carry-forward adjustment over more than one year does not resolve a negative rate, the CDE will work with the LEA on a case-by-case basis to establish an approved rate.	
Option 1. Preliminary proposed approved rate (Part III, Line D) if entire negative carry-forward adjustment is applied to the current year calculation:	<u>2.43%</u>
Option 2. Preliminary proposed approved rate (Part III, Line D) if one-half of negative carry-forward adjustment (\$-8,115,189.69) is applied to the current year calculation and the remainder (\$-8,115,189.69) is deferred to one or more future years:	<u>3.71%</u>
Option 3. Preliminary proposed approved rate (Part III, Line D) if one-third of negative carry-forward adjustment (\$-5,410,126.46) is applied to the current year calculation and the remainder (\$-10,820,252.92) is deferred to one or more future years:	<u>4.14%</u>
LEA request for Option 1, Option 2, or Option 3	<u>1</u>
F. Carry-forward adjustment used in Part III, Line A9 (Line D minus amount deferred if Option 2 or Option 3 is selected)	<u>(16,230,379.38)</u>

Approved indirect cost rate: 9.23%
Highest rate used in any program: 9.23%

Fund	Resource	Eligible Expenditures (Objects 1000-5999 except Object 5100)	Indirect Costs Charged (Objects 7310 and 7350)	Rate Used
01	3010	20,292,364.53	1,872,968.45	9.23%
01	3060	484,509.25	44,720.20	9.23%
01	3110	44,746.00	4,130.00	9.23%
01	3180	316,495.00	29,213.00	9.23%
01	3310	9,468,066.00	873,902.49	9.23%
01	3315	322,900.35	29,803.70	9.23%
01	3320	1,226,006.51	113,160.40	9.23%
01	3327	560,146.48	51,701.52	9.23%
01	3345	2,426.99	224.01	9.23%
01	3385	268,417.66	24,774.77	9.23%
01	3395	21,951.13	2,026.08	9.23%
01	3410	393,987.65	36,365.06	9.23%
01	3550	418,440.40	20,922.02	5.00%
01	4035	2,074,454.98	191,472.00	9.23%
01	4050	70,145.93	6,474.47	9.23%
01	4124	1,726,670.84	86,333.51	5.00%
01	4201	180,794.49	16,686.51	9.23%
01	4203	3,181,241.56	63,625.00	2.00%
01	5630	230,125.42	21,240.58	9.23%
01	5640	2,041,502.76	188,430.70	9.23%
01	5810	1,050,817.53	96,315.29	9.17%
01	6010	7,082,103.65	354,105.18	5.00%
01	6264	2,143,242.36	197,821.00	9.23%
01	6382	652,544.69	60,229.88	9.23%
01	6385	26,366.38	2,433.62	9.23%
01	6387	720,029.90	66,458.76	9.23%
01	6512	2,343,291.24	216,285.78	9.23%
01	6515	5,601.94	517.06	9.23%
01	6520	324,488.30	29,950.27	9.23%
01	7220	250,701.62	23,139.76	9.23%
01	7338	337,542.60	31,155.18	9.23%
01	7370	44,158.35	4,075.81	9.23%
01	7810	407,388.27	37,601.93	9.23%
01	8150	14,615,306.96	1,348,992.83	9.23%
01	9010	3,111,324.94	11,471.00	0.37%
09	3010	90,498.04	8,352.96	9.23%
09	6010	132,443.87	6,622.19	5.00%
12	6105	5,989,690.34	552,848.41	9.23%
12	6127	511,845.19	47,243.31	9.23%
13	5310	36,851,753.33	1,934,717.03	5.25%
13	5320	4,161,520.19	218,479.81	5.25%

Description	Object Codes	Lottery: Unrestricted (Resource 1100)	Transferred to Other Resources for Expenditure	Lottery: Instructional Materials (Resource 6300)*	Totals
A. AMOUNT AVAILABLE FOR THIS FISCAL YEAR					
1. Adjusted Beginning Fund Balance	9791-9795	0.00		3,832.98	3,832.98
2. State Lottery Revenue	8560	7,309,426.59		3,064,658.64	10,374,085.23
3. Other Local Revenue	8600-8799	0.00		0.00	0.00
4. Transfers from Funds of Lapsed/Reorganized Districts	8965	0.00		0.00	0.00
5. Contributions from Unrestricted Resources (Total must be zero)	8980	0.00			0.00
6. Total Available (Sum Lines A1 through A5)		7,309,426.59	0.00	3,068,491.62	10,377,918.21
B. EXPENDITURES AND OTHER FINANCING USES					
1. Certificated Salaries	1000-1999	5,410,179.91			5,410,179.91
2. Classified Salaries	2000-2999	0.00			0.00
3. Employee Benefits	3000-3999	1,899,246.68			1,899,246.68
4. Books and Supplies	4000-4999	0.00		1,328,687.45	1,328,687.45
5. a. Services and Other Operating Expenditures (Resource 1100)	5000-5999	0.00			0.00
b. Services and Other Operating Expenditures (Resource 6300)	5000-5999, except 5100, 5710, 5800			62,109.35	62,109.35
c. Duplicating Costs for Instructional Materials (Resource 6300)	5100, 5710, 5800			282,484.85	282,484.85
6. Capital Outlay	6000-6999	0.00			0.00
7. Tuition	7100-7199	0.00			0.00
8. Interagency Transfers Out					
a. To Other Districts, County Offices, and Charter Schools	7211,7212,7221, 7222,7281,7282	0.00			0.00
b. To JPAs and All Others	7213,7223, 7283,7299	0.00			0.00
9. Transfers of Indirect Costs	7300-7399				
10. Debt Service	7400-7499	0.00			0.00
11. All Other Financing Uses	7630-7699	0.00			0.00
12. Total Expenditures and Other Financing Uses (Sum Lines B1 through B11)		7,309,426.59	0.00	1,673,281.65	8,982,708.24
C. ENDING BALANCE					
(Must equal Line A6 minus Line B12)	979Z	0.00	0.00	1,395,209.97	1,395,209.97
D. COMMENTS:					
We are budgeting for some online instructional subscriptions as well as consumable instructional workbooks printed by our publications department.					

Data from this report will be used to prepare a report to the Legislature as required by Control Section 24.60 of the Budget Act.

*Pursuant to Government Code Section 8880.4(a)(2)(B) and the definition in Education Code Section 60010(h), Resource 6300 funds are to be used for the purchase of instructional materials only. Any amounts in the shaded cells of this column should be reviewed for appropriateness.

Description	Object Codes	2018-19 Budget (Form 01) (A)	% Change (Cols. C-A/A) (B)	2019-20 Projection (C)	% Change (Cols. E-C/C) (D)	2020-21 Projection (E)
(Enter projections for subsequent years 1 and 2 in Columns C and E; current year - Column A - is extracted)						
A. REVENUES AND OTHER FINANCING SOURCES						
1. LCFF/Revenue Limit Sources	8010-8099	511,168,901.42	-1.38%	504,101,553.00	-1.49%	496,584,833.00
2. Federal Revenues	8100-8299	45,720,869.82	-0.99%	45,269,851.14	-1.38%	44,645,982.15
3. Other State Revenues	8300-8599	97,495,962.84	-20.84%	77,173,026.88	1.04%	77,976,926.85
4. Other Local Revenues	8600-8799	12,539,345.72	-5.44%	11,857,309.72	8.62%	12,879,023.72
5. Other Financing Sources						
a. Transfers In	8900-8929	0.00	0.00%	0.00	0.00%	0.00
b. Other Sources	8930-8979	0.00	0.00%	0.00	0.00%	0.00
c. Contributions	8980-8999	0.00	0.00%	0.00	0.00%	0.00
6. Total (Sum lines A1 thru A5c)		666,925,079.80	-4.28%	638,401,740.74	-0.99%	632,086,765.72
B. EXPENDITURES AND OTHER FINANCING USES						
1. Certificated Salaries						
a. Base Salaries				277,549,607.77		272,730,981.10
b. Step & Column Adjustment				1,714,046.09		1,722,400.40
c. Cost-of-Living Adjustment				0.00		0.00
d. Other Adjustments				(6,532,672.76)		(6,203,516.63)
e. Total Certificated Salaries (Sum lines B1a thru B1d)	1000-1999	277,549,607.77	-1.74%	272,730,981.10	-1.64%	268,249,864.87
2. Classified Salaries						
a. Base Salaries				99,445,673.38		99,360,409.00
b. Step & Column Adjustment				247,781.59		247,876.85
c. Cost-of-Living Adjustment				0.00		0.00
d. Other Adjustments				(333,045.97)		(209,690.36)
e. Total Classified Salaries (Sum lines B2a thru B2d)	2000-2999	99,445,673.38	-0.09%	99,360,409.00	0.04%	99,398,595.49
3. Employee Benefits	3000-3999	176,227,491.32	5.21%	185,405,860.35	3.70%	192,263,991.99
4. Books and Supplies	4000-4999	35,991,337.51	-21.75%	28,162,035.68	0.98%	28,437,521.69
5. Services and Other Operating Expenditures	5000-5999	70,567,700.60	-11.52%	62,438,375.59	1.51%	63,382,736.08
6. Capital Outlay	6000-6999	8,765,641.67	24.99%	10,956,091.43	-63.32%	4,018,390.63
7. Other Outgo (excluding Transfers of Indirect Costs)	7100-7299, 7400-7499	5,489,050.34	0.00%	5,489,050.34	0.00%	5,489,050.34
8. Other Outgo - Transfers of Indirect Costs	7300-7399	(2,812,604.27)	0.00%	(2,812,604.27)	0.00%	(2,812,604.27)
9. Other Financing Uses						
a. Transfers Out	7600-7629	5,119,798.08	2.35%	5,239,977.40	2.37%	5,364,405.90
b. Other Uses	7630-7699	0.00	0.00%	0.00	0.00%	0.00
10. Other Adjustments				0.00		0.00
11. Total (Sum lines B1 thru B10)		676,343,696.40	-1.39%	666,970,176.62	-0.48%	663,791,952.72
C. NET INCREASE (DECREASE) IN FUND BALANCE						
(Line A6 minus line B11)						
		(9,418,616.60)		(28,568,435.88)		(31,705,187.00)
D. FUND BALANCE						
1. Net Beginning Fund Balance (Form 01, line F1e)		100,676,023.76		91,257,407.16		62,688,971.28
2. Ending Fund Balance (Sum lines C and D1)		91,257,407.16		62,688,971.28		30,983,784.28
3. Components of Ending Fund Balance						
a. Nonspendable	9710-9719	1,190,000.00		1,190,000.00		1,190,000.00
b. Restricted	9740	22,880,953.75		16,554,027.06		15,603,921.69
c. Committed						
1. Stabilization Arrangements	9750	47,344,059.00		31,605,540.69		914,023.54
2. Other Commitments	9760	0.00		0.00		0.00
d. Assigned	9780	0.00		0.00		0.00
e. Unassigned/Unappropriated						
1. Reserve for Economic Uncertainties	9789	13,526,873.93		13,339,403.53		13,275,839.05
2. Unassigned/Unappropriated	9790	6,315,520.48		0.00		0.00
f. Total Components of Ending Fund Balance		91,257,407.16		62,688,971.28		30,983,784.28
(Line D3f must agree with line D2)						

Description	Object Codes	2018-19 Budget (Form 01) (A)	% Change (Cols. C-A/A) (B)	2019-20 Projection (C)	% Change (Cols. E-C/C) (D)	2020-21 Projection (E)
E. AVAILABLE RESERVES						
1. General Fund						
a. Stabilization Arrangements	9750	47,344,059.00		31,605,540.69		914,023.54
b. Reserve for Economic Uncertainties	9789	13,526,873.93		13,339,403.53		13,275,839.05
c. Unassigned/Unappropriated	9790	6,315,520.48		0.00		0.00
d. Negative Restricted Ending Balances (Negative resources 2000-9999)	979Z			0.00		0.00
2. Special Reserve Fund - Noncapital Outlay (Fund 17)						
a. Stabilization Arrangements	9750	0.00		0.00		0.00
b. Reserve for Economic Uncertainties	9789	0.00		0.00		0.00
c. Unassigned/Unappropriated	9790	0.00		0.00		0.00
3. Total Available Reserves - by Amount (Sum lines E1a thru E2c)		67,186,453.41		44,944,944.22		14,189,862.59
4. Total Available Reserves - by Percent (Line E3 divided by Line F3c)		9.93%		6.74%		2.14%
F. RECOMMENDED RESERVES						
1. Special Education Pass-through Exclusions						
For districts that serve as the administrative unit (AU) of a special education local plan area (SELPA):						
a. Do you choose to exclude from the reserve calculation the pass-through funds distributed to SELPA members?	No					
b. If you are the SELPA AU and are excluding special education pass-through funds:						
1. Enter the name(s) of the SELPA(s):						
2. Special education pass-through funds (Column A: Fund 10, resources 3300-3499 and 6500-6540, objects 7211-7213 and 7221-7223; enter projections for subsequent years 1 and 2 in Columns C and E)						
		0.00		0.00		0.00
2. District ADA						
Used to determine the reserve standard percentage level on line F3d (Col. A: Form A, Estimated P-2 ADA column, Lines A4 and C4; enter projections)						
		45,229.67		43,756.98		42,284.28
3. Calculating the Reserves						
a. Expenditures and Other Financing Uses (Line B11)		676,343,696.40		666,970,176.62		663,791,952.72
b. Plus: Special Education Pass-through Funds (Line F1b2, if Line F1a is No)		0.00		0.00		0.00
c. Total Expenditures and Other Financing Uses (Line F3a plus line F3b)		676,343,696.40		666,970,176.62		663,791,952.72
d. Reserve Standard Percentage Level (Refer to Form 01CS, Criterion 10 for calculation details)		2%		2%		2%
e. Reserve Standard - By Percent (Line F3c times F3d)		13,526,873.93		13,339,403.53		13,275,839.05
f. Reserve Standard - By Amount (Refer to Form 01CS, Criterion 10 for calculation details)		0.00		0.00		0.00
g. Reserve Standard (Greater of Line F3e or F3f)		13,526,873.93		13,339,403.53		13,275,839.05
h. Available Reserves (Line E3) Meet Reserve Standard (Line F3g)		YES		YES		YES

Description	Object Codes	2018-19 Budget (Form 01) (A)	% Change (Cols. C-A/A) (B)	2019-20 Projection (C)	% Change (Cols. E-C/C) (D)	2020-21 Projection (E)
(Enter projections for subsequent years 1 and 2 in Columns C and E; current year - Column A - is extracted)						
A. REVENUES AND OTHER FINANCING SOURCES						
1. LCFF/Revenue Limit Sources	8010-8099	511,168,901.42	-1.38%	504,101,553.00	-1.49%	496,584,833.00
2. Federal Revenues	8100-8299	645,000.00	0.00%	645,000.00	0.00%	645,000.00
3. Other State Revenues	8300-8599	23,761,316.00	-62.34%	8,949,474.00	-0.57%	8,898,183.13
4. Other Local Revenues	8600-8799	1,894,789.72	-4.00%	1,818,925.72	1.19%	1,840,639.72
5. Other Financing Sources						
a. Transfers In	8900-8929	0.00	0.00%	0.00	0.00%	0.00
b. Other Sources	8930-8979	0.00	0.00%	0.00	0.00%	0.00
c. Contributions	8980-8999	(89,396,429.53)	3.39%	(92,430,944.45)	1.11%	(93,459,068.76)
6. Total (Sum lines A1 thru A5c)		448,073,577.61	-5.58%	423,084,008.27	-2.03%	414,509,587.09
B. EXPENDITURES AND OTHER FINANCING USES						
1. Certificated Salaries						
a. Base Salaries				215,917,531.68		211,110,819.79
b. Step & Column Adjustment				1,255,335.20		1,261,439.47
c. Cost-of-Living Adjustment						
d. Other Adjustments				(6,062,047.09)		(6,044,807.43)
e. Total Certificated Salaries (Sum lines B1a thru B1d)	1000-1999	215,917,531.68	-2.23%	211,110,819.79	-2.27%	206,327,451.83
2. Classified Salaries						
a. Base Salaries				58,643,173.05		58,789,780.98
b. Step & Column Adjustment				146,607.93		146,974.45
c. Cost-of-Living Adjustment						
d. Other Adjustments						
e. Total Classified Salaries (Sum lines B2a thru B2d)	2000-2999	58,643,173.05	0.25%	58,789,780.98	0.25%	58,936,755.43
3. Employee Benefits	3000-3999	107,928,925.04	5.65%	114,025,483.14	3.61%	118,139,864.09
4. Books and Supplies	4000-4999	18,105,255.50	-23.67%	13,820,023.87	2.95%	14,227,650.64
5. Services and Other Operating Expenditures	5000-5999	49,293,649.12	-10.28%	44,225,869.03	1.98%	45,102,887.29
6. Capital Outlay	6000-6999	5,152,554.38	-25.50%	3,838,732.94	-25.48%	2,860,729.63
7. Other Outgo (excluding Transfers of Indirect Costs)	7100-7299, 7400-7499	1,870,678.44	0.00%	1,870,678.44	0.00%	1,870,678.44
8. Other Outgo - Transfers of Indirect Costs	7300-7399	(8,012,460.74)	-5.20%	(7,595,848.13)	-0.40%	(7,565,754.53)
9. Other Financing Uses						
a. Transfers Out	7600-7629	5,119,798.08	2.35%	5,239,977.40	2.37%	5,364,405.90
b. Other Uses	7630-7699	0.00	0.00%	0.00	0.00%	0.00
10. Other Adjustments (Explain in Section F below)				0.00		0.00
11. Total (Sum lines B1 thru B10)		454,019,104.55	-1.91%	445,325,517.46	-0.01%	445,264,668.72
C. NET INCREASE (DECREASE) IN FUND BALANCE						
(Line A6 minus line B11)		(5,945,526.94)		(22,241,509.19)		(30,755,081.63)
D. FUND BALANCE						
1. Net Beginning Fund Balance (Form 01, line F1e)		74,321,980.35		68,376,453.41		46,134,944.22
2. Ending Fund Balance (Sum lines C and D1)		68,376,453.41		46,134,944.22		15,379,862.59
3. Components of Ending Fund Balance						
a. Nonspendable	9710-9719	1,190,000.00		1,190,000.00		1,190,000.00
b. Restricted	9740					
c. Committed						
1. Stabilization Arrangements	9750	47,344,059.00		31,605,540.69		914,023.54
2. Other Commitments	9760	0.00		0.00		0.00
d. Assigned	9780	0.00		0.00		0.00
e. Unassigned/Unappropriated						
1. Reserve for Economic Uncertainties	9789	13,526,873.93		13,339,403.53		13,275,839.05
2. Unassigned/Unappropriated	9790	6,315,520.48		0.00		0.00
f. Total Components of Ending Fund Balance		68,376,453.41		46,134,944.22		15,379,862.59
(Line D3f must agree with line D2)		68,376,453.41		46,134,944.22		15,379,862.59

Description	Object Codes	2018-19 Budget (Form 01) (A)	% Change (Cols. C-A/A) (B)	2019-20 Projection (C)	% Change (Cols. E-C/C) (D)	2020-21 Projection (E)
E. AVAILABLE RESERVES						
1. General Fund						
a. Stabilization Arrangements	9750	47,344,059.00		31,605,540.69		914,023.54
b. Reserve for Economic Uncertainties	9789	13,526,873.93		13,339,403.53		13,275,839.05
c. Unassigned/Unappropriated	9790	6,315,520.48		0.00		0.00
(Enter reserve projections for subsequent years 1 and 2 in Columns C and E; current year - Column A - is extracted.)						
2. Special Reserve Fund - Noncapital Outlay (Fund 17)						
a. Stabilization Arrangements	9750					
b. Reserve for Economic Uncertainties	9789					
c. Unassigned/Unappropriated	9790					
3. Total Available Reserves (Sum lines E1a thru E2c)		67,186,453.41		44,944,944.22		14,189,862.59
F. ASSUMPTIONS						
Please provide below or on a separate attachment, the assumptions used to determine the projections for the first and second subsequent fiscal years. Further, please include an explanation for any significant expenditure adjustments projected in lines B1d, B2d, and B10. For additional information, please refer to the Budget Assumptions section of the SACS Financial Reporting Software User Guide.						
Adjustments due to projected enrollment loss of -1528 as well as EPA and Lottery adjustments.						

Description	Object Codes	2018-19 Budget (Form 01) (A)	% Change (Cols. C-A/A) (B)	2019-20 Projection (C)	% Change (Cols. E-C/C) (D)	2020-21 Projection (E)
(Enter projections for subsequent years 1 and 2 in Columns C and E; current year - Column A - is extracted)						
A. REVENUES AND OTHER FINANCING SOURCES						
1. LCFF/Revenue Limit Sources	8010-8099	0.00	0.00%	0.00	0.00%	0.00
2. Federal Revenues	8100-8299	45,075,869.82	-1.00%	44,624,851.14	-1.40%	44,000,982.15
3. Other State Revenues	8300-8599	73,734,646.84	-7.47%	68,223,552.88	1.25%	69,078,743.72
4. Other Local Revenues	8600-8799	10,644,556.00	-5.69%	10,038,384.00	9.96%	11,038,384.00
5. Other Financing Sources						
a. Transfers In	8900-8929	0.00	0.00%	0.00	0.00%	0.00
b. Other Sources	8930-8979	0.00	0.00%	0.00	0.00%	0.00
c. Contributions	8980-8999	89,396,429.53	3.39%	92,430,944.45	1.11%	93,459,068.76
6. Total (Sum lines A1 thru A5c)		218,851,502.19	-1.61%	215,317,732.47	1.05%	217,577,178.63
B. EXPENDITURES AND OTHER FINANCING USES						
1. Certificated Salaries						
a. Base Salaries				61,632,076.09		61,620,161.31
b. Step & Column Adjustment				458,710.89		460,960.93
c. Cost-of-Living Adjustment						
d. Other Adjustments				(470,625.67)		(158,709.20)
e. Total Certificated Salaries (Sum lines B1a thru B1d)	1000-1999	61,632,076.09	-0.02%	61,620,161.31	0.49%	61,922,413.04
2. Classified Salaries						
a. Base Salaries				40,802,500.33		40,570,628.02
b. Step & Column Adjustment				101,173.66		100,902.40
c. Cost-of-Living Adjustment						
d. Other Adjustments				(333,045.97)		(209,690.36)
e. Total Classified Salaries (Sum lines B2a thru B2d)	2000-2999	40,802,500.33	-0.57%	40,570,628.02	-0.27%	40,461,840.06
3. Employee Benefits	3000-3999	68,298,566.28	4.51%	71,380,377.21	3.84%	74,124,127.90
4. Books and Supplies	4000-4999	17,886,082.01	-19.81%	14,342,011.81	-0.92%	14,209,871.05
5. Services and Other Operating Expenditures	5000-5999	21,274,051.48	-14.39%	18,212,506.56	0.37%	18,279,848.79
6. Capital Outlay	6000-6999	3,613,087.29	96.99%	7,117,358.49	-83.73%	1,157,661.00
7. Other Outgo (excluding Transfers of Indirect Costs)	7100-7299, 7400-7499	3,618,371.90	0.00%	3,618,371.90	0.00%	3,618,371.90
8. Other Outgo - Transfers of Indirect Costs	7300-7399	5,199,856.47	-8.01%	4,783,243.86	-0.63%	4,753,150.26
9. Other Financing Uses						
a. Transfers Out	7600-7629	0.00	0.00%	0.00	0.00%	0.00
b. Other Uses	7630-7699	0.00	0.00%	0.00	0.00%	0.00
10. Other Adjustments (Explain in Section F below)						
11. Total (Sum lines B1 thru B10)		222,324,591.85	-0.31%	221,644,659.16	-1.41%	218,527,284.00
C. NET INCREASE (DECREASE) IN FUND BALANCE						
(Line A6 minus line B11)						
		(3,473,089.66)		(6,326,926.69)		(950,105.37)
D. FUND BALANCE						
1. Net Beginning Fund Balance (Form 01, line F1e)		26,354,043.41		22,880,953.75		16,554,027.06
2. Ending Fund Balance (Sum lines C and D1)		22,880,953.75		16,554,027.06		15,603,921.69
3. Components of Ending Fund Balance						
a. Nonspendable	9710-9719	0.00				
b. Restricted	9740	22,880,953.75		16,554,027.06		15,603,921.69
c. Committed						
1. Stabilization Arrangements	9750					
2. Other Commitments	9760					
d. Assigned	9780					
e. Unassigned/Unappropriated						
1. Reserve for Economic Uncertainties	9789					
2. Unassigned/Unappropriated	9790	0.00		0.00		0.00
f. Total Components of Ending Fund Balance						
(Line D3f must agree with line D2)		22,880,953.75		16,554,027.06		15,603,921.69

Description	Object Codes	2018-19 Budget (Form 01) (A)	% Change (Cols. C-A/A) (B)	2019-20 Projection (C)	% Change (Cols. E-C/C) (D)	2020-21 Projection (E)
E. AVAILABLE RESERVES						
1. General Fund						
a. Stabilization Arrangements	9750					
b. Reserve for Economic Uncertainties	9789					
c. Unassigned/Unappropriated	9790					
(Enter reserve projections for subsequent years 1 and 2 in Columns C and E; current year - Column A - is extracted.)						
2. Special Reserve Fund - Noncapital Outlay (Fund 17)						
a. Stabilization Arrangements	9750					
b. Reserve for Economic Uncertainties	9789					
c. Unassigned/Unappropriated	9790					
3. Total Available Reserves (Sum lines E1a thru E2c)						
F. ASSUMPTIONS						
Please provide below or on a separate attachment, the assumptions used to determine the projections for the first and second subsequent fiscal years. Further, please include an explanation for any significant expenditure adjustments projected in lines B1d, B2d, and B10. For additional information, please refer to the Budget Assumptions section of the SACS Financial Reporting Software User Guide.						
Programs expiration such as: School Climate, College Readiness Block Grant, and California School Energy.						

Santa Ana Unified School District

Cash Flow 2017-18
As of June 2018

Summary

Object	CB - Budget	Actual July	Actual August	Actual September	Actual October	Actual November	Actual December	Actual January	Projection February	Projection March	Projection April	Projection May	Projection June	Projected Accrual	Total
Beginning Cash Balance		136,655,197	113,025,516	81,452,909	94,319,139	85,462,316	75,749,208	151,365,703	128,478,731	105,938,373	105,342,074	117,837,737	105,053,136		
Receipts															
LOFF	309,577,305	16,946,872	16,946,872	30,579,170	30,504,370	30,504,370	30,562,859	30,504,370	19,908,621	30,033,476	25,154,469	25,154,469	22,777,485.72	-	309,577,305
Education Protection Account Payment	63,145,118	4,237,596	190,968	4,670,455	933,772	17,775,159	34,347,399	18,580,956	414,628	6,846,877	28,707,214	9,797,549	15,806,298	-	63,145,118
Property Tax	(2,051,869)	(350,699)	(1,935,967)	(4,670,455)	(933,772)	(3,034,122)	-	(4,766,562)	414,628	(1,560,834)	(1,755,110)	(1,095,283)	(7,553,453)	-	(2,051,869)
Other	54,883,805	183,821	1,228,763	4,959,464	950,521	1,010,517	6,429,036	746,653	1,413,477	4,523,229	1,522,384	421,651	31,494,270	-	54,883,805
Federal Revenues	62,168,838	8,389,401	1,632,423	1,632,423	879,402	7,667,759	4,918,447	(2,704,571)	2,321,962	2,634,816	3,226,975	2,614,684	30,586,540	-	62,168,838
Other Local Revenues	27,671,507	1,391,321	1,391,321	2,504,377	2,504,377	2,504,377	2,504,377	2,504,377	2,472,896	2,425,240	2,449,068	2,449,068	2,570,705	-	27,671,507
Interfund Transfers/Contributions	8,779,945	61,920	412,061	349,454	1,569,314	262,619	317,226	312,865	548,246	585,971	933,605	649,891	2,776,733	-	8,779,945
Assets (Calc)	47,691,163	4,129,804	170,422	4,802,751	3,084,276	363,885	794,402	3,735,394	2,400,941	660,690	(937,025)	422,505	28,063,118	-	47,691,163
Total Receipts	713,492,063	26,600,634	26,793,862	65,504,743	40,426,033	57,054,565	95,881,384	48,913,482	29,480,670	61,453,066	59,322,501	40,414,534	161,646,377	-	713,492,063
Disbursements															
Certificated Salaries	274,880,446	3,452,974	24,644,132	23,455,541	23,144,538	23,620,039	642,319	46,297,454	23,930,202	23,692,104	23,600,965	24,884,797	33,515,379	-	274,880,446
Classified Salaries	90,461,256	(693,940)	4,609,633	6,892,237	7,699,694	7,943,946	8,241,206	6,996,114	7,456,211	8,346,752	7,990,043	7,761,523	15,664,235	-	90,461,256
Employee Benefits	160,533,920	3,284,216	8,144,161	11,979,638	10,323,118	10,444,319	6,276,665	14,672,178	15,323,273	15,300,630	15,399,361	15,000,061	45,964,470	-	160,533,920
Supplies and Services	108,691,173	1,696,830	13,169,422	9,523,276	7,374,171	6,591,446	4,692,945	2,693,179	5,465,944	5,936,867	5,463,179	7,467,939	40,938,469	-	108,691,173
Capital Outlays	4,359,802	19,590,401	469,384	366,334	403,856	152,148	132,148	362,641	1,121,448	250,000	375,656	176,106	(1,464,662)	-	4,359,802
Gifts in Kind	22,254,535	92,419	18,966	366,334	147,469	751,395	(40,590)	166,355	1,431,448	2,230,000	375,656	176,106	(1,464,662)	-	22,254,535
All Other Purchasing/Transfers Out	77,917,101	42,497,659	7,061,627	1,387	-	17,311,127	298,426	-	2,236,512	2,230,000	1,130,712	1,041,191	24,131,004	-	77,917,101
Liabilities (Calc)	9792-9765	-	-	-	-	-	-	-	(4,165,567)	5,920,338	1,130,712	1,041,191	-	-	-
Audit Adjustments	8900-8999	-	-	-	-	-	-	-	-	-	-	-	-	-	-
Non-Operating Accounts	-	-	-	-	-	-	-	-	-	-	-	-	-	-	-
Total Disbursements	744,617,000	50,430,515	58,366,469	52,638,512	49,282,856	66,767,672	20,264,900	71,800,455	52,021,023	59,049,365	59,826,838	53,199,135	160,969,254	-	744,617,000
Ending Cash Balance		113,025,516	81,452,909	94,319,139	85,462,316	75,749,208	151,365,703	128,478,731	105,938,373	105,342,074	117,837,737	105,053,136	105,730,259		

Santa Ana Unified School District

Cash Flow 2018-19

Summary

Object	CB - Budget	Projection July	Projection August	Projection September	Projection October	Projection November	Projection December	Projection January	Projection February	Projection March	Projection April	Projection May	Projection June	Projection Total	Projected Actual	Total
Beginning Cash Balance		105,730,259	115,725,246	89,378,677	71,837,531	76,365,705	144,393,562	97,475,318	106,967,427	97,302,347						
Receipts																
LOFF																
Education Protection Account Payment	316,079,528	15,803,976.40	15,803,976.40	28,447,157.52	28,447,157.52	28,447,157.52	28,447,157.52	28,447,157.52	28,447,157.52	28,447,157.52	28,447,157.52	28,447,157.52	28,447,157.52	28,447,157.52	-	316,079,528
Property Tax	59,853,097	4,237,596	190,968	4,670,455	933,772	17,775,159	34,347,399	18,580,956	414,628	6,845,877	28,707,214	9,797,549	35,124,680	15,027,144	-	59,853,097
Other	161,626,251	(2,207,497)	(2,207,498)	(2,207,498)	(2,207,498)	(2,207,498)	(2,207,498)	(2,207,498)	(2,207,498)	(2,207,498)	(2,207,498)	(2,207,498)	(2,207,498)	(2,207,498)	-	161,626,251
Federal Revenues	(26,489,975)	153,131	1,023,636	4,131,474	791,830	841,809	5,355,698	621,998	1,177,494	3,768,069	1,268,220	351,256	26,236,253	45,720,870	-	(26,489,975)
Other State Revenues	45,720,870														-	45,720,870
Other Local Revenues	69,853,165	9,033,381	1,757,730	1,757,730	946,906	8,296,345	5,297,069	-	2,500,198	2,837,067	3,474,681	2,815,390	32,534,397	69,853,165	-	69,853,165
Interfund Transfers/Contributions	27,642,798	1,389,877	1,389,877	2,501,779	2,501,779	2,501,779	2,501,779	2,501,779	2,446,527	2,446,527	2,446,527	2,446,527	2,568,038	27,642,798	-	27,642,798
Assets (Calc)	12,539,346	88,432	588,526	499,083	2,241,264	375,067	463,055	446,857	782,995	836,872	1,333,356	928,162	3,865,676	12,539,346	-	12,539,346
Total Receipts	666,925,080	19,466,516	25,822,867	54,997,684	33,865,211	55,989,820	89,392,165	48,391,249	33,865,305	57,481,214	63,489,658	42,578,543	142,095,849	666,925,080	-	666,925,080
Disbursements																
Certificated Salaries	277,549,608	3,486,504	24,883,433	23,683,300	23,369,278	23,840,396	648,556	46,747,015	24,162,571	23,922,161	23,830,136	25,126,435	33,840,822	277,549,608	-	277,549,608
Classified Salaries	99,445,673	(652,020)	5,297,216	2,576,760	8,673,292	8,732,482	9,059,705	8,858,428	8,106,746	9,177,933	8,763,697	6,532,381	17,719,973	99,445,673	-	99,445,673
Employee Benefits	176,277,491	3,616,264	8,940,233	12,711,647	11,651,844	11,465,566	6,892,700	16,106,503	17,040,806	12,656,068	12,667,674	12,624,291	49,951,826	176,277,491	-	176,277,491
Supplies and Services	106,569,038	1,620,897	12,794,291	9,639,926	7,163,569	6,315,512	4,558,569	1,935,077	5,313,686	3,762,245	5,304,699	7,215,024	38,981,107	106,569,038	-	106,569,038
Capital Outlays	8,765,642	24,744	576,871	565,610	274,463	263,622	204,793	44,069	177,648	953,889	177,648	549,800	4,228,482	8,765,642	-	8,765,642
Other Outgo	2,978,466	102,697	110,437	407,074	163,891	634,679	-	184,855	1,577,288	296,390	417,654	195,692	(1,016,420)	2,978,466	-	2,978,466
Liabilities (Calc)	5,119,798	1,272,402	-	-	-	-	-	-	3,243,633	-	-	-	603,764	5,119,798	-	5,119,798
Audit Adjustments	-	-	-	-	-	-	-	-	-	-	-	-	-	-	-	-
Non-Operating Accounts	-	-	-	-	-	-	-	-	-	-	-	-	-	-	-	-
Total Disbursements	676,343,696	9,470,530	52,552,804	54,584,316	51,196,356	51,461,645	21,364,309	74,635,938	59,739,530	52,001,544	51,977,549	54,243,623	143,086,553	676,343,696	-	676,343,696
Ending Cash Balance		115,725,246	88,965,309	89,378,677	71,837,531	76,365,705	144,393,562	118,148,873	97,475,318	106,967,427	97,302,347					
Ending Available Cash Balance																

Object	CB - Budget	Projection July	Projection August	Projection September	Projection October	Projection November	Projection December	Projection January	Projection February	Projection March	Projection April	Projection May	Projection June	Projection Total	Projected Accrual	Total
Beginning Cash Balance		96,311,643	106,217,180	78,245,173	78,522,324	60,785,077	62,905,759	128,955,688	102,176,702	74,902,069	79,428,994	89,512,036	77,076,015			
Receipts																
8010-8019	305,222,603	15,261,130.15	15,261,130.15	27,470,034.27	27,470,034.27	27,470,034.27	27,470,034.27	27,470,034.27	27,470,034.27	27,470,034.27	27,470,034.27	27,470,034.27	27,470,034.27	27,470,034.27		305,222,603
Education Protection Account Payment	59,953,097	-	-	15,197,504	-	-	15,197,504	-	-	14,530,945	-	-	15,027,144	15,027,144		59,953,097
Property Tax	161,626,251	4,237,596	190,868	4,670,455	933,772	17,775,159	34,347,399	18,980,956	414,628	6,845,877	28,707,214	9,797,549	35,124,680	35,124,680		161,626,251
Other	(22,700,398)	(1,891,700)	(1,891,700)	(1,891,700)	(1,891,700)	(1,891,700)	(1,891,700)	(1,891,700)	(1,891,700)	(1,891,700)	(1,891,700)	(1,891,700)	(1,891,700)	(1,891,700)		(22,700,398)
8100-8289	45,269,851	151,621	1,013,538	4,080,718	784,019	833,505	5,302,867	615,862	1,165,879	3,730,899	1,255,709	347,791	25,977,443	25,977,443		45,269,851
Federal Revenues																
8300-8599	48,819,809	-	6,313,357	1,228,463	681,785	5,770,292	3,702,079	-	1,747,368	1,982,803	2,428,426	1,987,653	23,017,583	23,017,583		48,819,809
Other State Revenues	28,353,218	1,425,597	1,425,597	2,566,075	2,566,075	2,566,075	2,566,075	2,566,075	2,533,818	2,484,988	2,509,403	2,509,403	2,634,037	2,634,037		28,353,218
8600-8799	11,857,310	83,622	566,515	471,937	2,119,358	354,687	428,413	422,551	740,406	781,354	1,260,832	877,678	3,749,976	3,749,976		11,857,310
Interfund Transfers/Contributions																
9111-9499	-	-	-	-	-	-	-	-	-	-	-	-	-	-	-	-
Assets (Calc)																
Total Receipts	638,401,741	19,267,867	22,869,406	53,803,486	32,643,343	52,878,033	87,122,670	47,763,779	32,180,433	55,945,200	61,739,920	41,078,408	131,109,197	131,109,197		638,401,741
Disbursements																
1000-1999	272,730,981	3,425,973	24,451,424	23,272,127	22,963,557	23,435,339	637,296	45,955,425	23,743,077	23,506,841	23,416,414	24,690,207	33,253,301	33,253,301		272,730,981
Certified Salaries	69,360,069	(652,369)	5,282,782	2,570,263	6,665,846	8,724,995	9,051,637	8,189,718	8,189,718	9,170,054	8,776,066	8,525,055	17,295,208	17,295,208		69,360,069
Classified Salaries	185,405,860	3,804,598	9,405,657	13,373,701	12,153,492	12,062,711	7,251,690	16,945,370	17,938,334	13,317,332	13,327,438	13,261,795	52,653,442	52,653,442		185,405,860
Employee Benefits	4000-5999	10,599,411	1,378,137	10,669,637	8,168,219	5,060,755	3,875,950	1,698,288	4,517,041	4,003,606	4,527,436	6,134,173	33,841,142	33,841,142		10,599,411
Supplies and Services	6000-6999	40,956,991	30,889	721,026	106,550	343,039	235,969	929,984	255,966	222,000	1,191,881	987,189	9,281,396	9,281,396		40,956,991
Capital Outlays	7000-7499	2,878,446	102,897	110,437	407,074	163,891	-	184,855	1,377,898	286,390	417,694	195,692	(1,918,420)	(1,918,420)		2,878,446
Other Outgo	8000-8999	5,239,977	1,272,402	-	-	-	-	-	3,243,633	-	-	-	723,943	723,943		5,239,977
All Other Financing/Transfers Out	9500-9699	-	-	-	-	-	-	-	-	-	-	-	-	-		-
Liabilities (Calc)	9700-9799	-	-	-	-	-	-	-	-	-	-	-	-	-		-
Audit Adjustments	9900-9999	-	-	-	-	-	-	-	-	-	-	-	-	-		-
Non-Operating Accounts																
Total Disbursements	666,970,177	9,362,329	50,844,413	53,526,335	50,380,590	50,757,351	21,072,742	74,542,784	69,455,066	51,418,275	51,656,878	53,514,429	140,442,005	140,442,005		666,970,177
Ending Cash Balance		106,217,180	78,245,173	78,522,324	60,785,077	62,905,759	128,955,688	102,176,702	74,902,069	79,428,994	89,512,036	77,076,015	67,743,207			
Ending Available Cash Balance																

Section I - Expenditures	Funds 01, 09, and 62			2017-18 Expenditures
	Goals	Functions	Objects	
A. Total state, federal, and local expenditures (all resources)	All	All	1000-7999	670,388,818.26
B. Less all federal expenditures not allowed for MOE (Resources 3000-5999, except 3385)	All	All	1000-7999	54,622,783.57
C. Less state and local expenditures not allowed for MOE: (All resources, except federal as identified in Line B)				
1. Community Services	All	5000-5999	1000-7999	167,711.80
2. Capital Outlay	All except 7100-7199	All except 5000-5999	6000-6999	6,419,892.06
3. Debt Service	All	9100	5400-5450, 5800, 7430- 7439	257,165.00
4. Other Transfers Out	All	9200	7200-7299	81,843.00
5. Interfund Transfers Out	All	9300	7600-7629	22,254,534.58
6. All Other Financing Uses	All	9100 9200	7699 7651	0.00
7. Nonagency	7100-7199	All except 5000-5999, 9000-9999	1000-7999	0.00
8. Tuition (Revenue, in lieu of expenditures, to approximate costs of services for which tuition is received)	All	All	8710	1,612,908.00
9. Supplemental expenditures made as a result of a Presidentially declared disaster	Manually entered. Must not include expenditures in lines B, C1-C8, D1, or D2.			
10. Total state and local expenditures not allowed for MOE calculation (Sum lines C1 through C9)				30,794,054.44
D. Plus additional MOE expenditures:			1000-7143, 7300-7439 minus 8000-8699	
1. Expenditures to cover deficits for food services (Funds 13 and 61) (If negative, then zero)	All	All		3,416,310.67
2. Expenditures to cover deficits for student body activities	Manually entered. Must not include expenditures in lines A or D1.			
E. Total expenditures subject to MOE (Line A minus lines B and C10, plus lines D1 and D2)				588,388,290.92

Section II - Expenditures Per ADA		2017-18 Annual ADA/ Exps. Per ADA
A. Average Daily Attendance (Form A, Annual ADA column, sum of lines A6 and C9)		47,017.29
B. Expenditures per ADA (Line I.E divided by Line II.A)		12,514.30
Section III - MOE Calculation (For data collection only. Final determination will be done by CDE)	Total	Per ADA
A. Base expenditures (Preloaded expenditures from prior year official CDE MOE calculation). (Note: If the prior year MOE was not met, CDE has adjusted the prior year base to 90 percent of the preceding prior year amount rather than the actual prior year expenditure amount.)	565,456,954.80	11,625.39
1. Adjustment to base expenditure and expenditure per ADA amounts for LEAs failing prior year MOE calculation (From Section IV)	0.00	0.00
2. Total adjusted base expenditure amounts (Line A plus Line A.1)	565,456,954.80	11,625.39
B. Required effort (Line A.2 times 90%)	508,911,259.32	10,462.85
C. Current year expenditures (Line I.E and Line II.B)	588,388,290.92	12,514.30
D. MOE deficiency amount, if any (Line B minus Line C) (If negative, then zero)	0.00	0.00
E. MOE determination (If one or both of the amounts in line D are zero, the MOE requirement is met; if both amounts are positive, the MOE requirement is not met. If either column in Line A.2 or Line C equals zero, the MOE calculation is incomplete.)	MOE Met	
F. MOE deficiency percentage, if MOE not met; otherwise, zero (Line D divided by Line B) (Funding under ESSA covered programs in FY 2019-20 may be reduced by the lower of the two percentages)	0.00%	0.00%

SECTION IV - Detail of Adjustments to Base Expenditures (used in Section III, Line A.1)		
Description of Adjustments	Total Expenditures	Expenditures Per ADA
Total adjustments to base expenditures	0.00	0.00

Description	Direct Costs - Interfund		Indirect Costs - Interfund		Interfund Transfers In 8900-8929	Interfund Transfers Out 7600-7629	Due From Other Funds 9310	Due To Other Funds 9610
	Transfers In 5750	Transfers Out 5750	Transfers In 7350	Transfers Out 7350				
01 GENERAL FUND								
Expenditure Detail	0.00	(58,942.36)	0.00	(3,012,423.71)				
Other Sources/Uses Detail					0.00	22,254,534.58		
Fund Reconciliation							0.00	0.00
09 CHARTER SCHOOLS SPECIAL REVENUE FUND								
Expenditure Detail	8,743.01	0.00	259,135.15	0.00				
Other Sources/Uses Detail					468,026.59	0.00		
Fund Reconciliation							0.00	0.00
10 SPECIAL EDUCATION PASS-THROUGH FUND								
Expenditure Detail								
Other Sources/Uses Detail								
Fund Reconciliation							0.00	0.00
11 ADULT EDUCATION FUND								
Expenditure Detail	0.00	0.00	0.00	0.00				
Other Sources/Uses Detail					0.00	0.00		
Fund Reconciliation							0.00	0.00
12 CHILD DEVELOPMENT FUND								
Expenditure Detail	4,852.53	0.00	600,091.72	0.00				
Other Sources/Uses Detail					0.00	0.00		
Fund Reconciliation							0.00	0.00
13 CAFETERIA SPECIAL REVENUE FUND								
Expenditure Detail	33,503.00	0.00	2,153,196.84	0.00				
Other Sources/Uses Detail					0.00	0.00		
Fund Reconciliation							0.00	0.00
14 DEFERRED MAINTENANCE FUND								
Expenditure Detail	0.00	0.00						
Other Sources/Uses Detail					0.00	0.00		
Fund Reconciliation							0.00	0.00
15 PUPIL TRANSPORTATION EQUIPMENT FUND								
Expenditure Detail	0.00	0.00						
Other Sources/Uses Detail					0.00	0.00		
Fund Reconciliation							0.00	0.00
17 SPECIAL RESERVE FUND FOR OTHER THAN CAPITAL OUTLAY								
Expenditure Detail								
Other Sources/Uses Detail					0.00	0.00		
Fund Reconciliation							0.00	0.00
18 SCHOOL BUS EMISSIONS REDUCTION FUND								
Expenditure Detail	0.00	0.00						
Other Sources/Uses Detail					0.00	0.00		
Fund Reconciliation							0.00	0.00
19 FOUNDATION SPECIAL REVENUE FUND								
Expenditure Detail	0.00	0.00	0.00	0.00				
Other Sources/Uses Detail						0.00		
Fund Reconciliation							0.00	0.00
20 SPECIAL RESERVE FUND FOR POSTEMPLOYMENT BENEFITS								
Expenditure Detail								
Other Sources/Uses Detail					16,097,555.00	40,000,000.00		
Fund Reconciliation							0.00	0.00
21 BUILDING FUND								
Expenditure Detail	0.00	0.00						
Other Sources/Uses Detail					0.00	0.00		
Fund Reconciliation							0.00	0.00
25 CAPITAL FACILITIES FUND								
Expenditure Detail	0.00	0.00						
Other Sources/Uses Detail					1,256,831.43	1,351,229.96		
Fund Reconciliation							0.00	0.00
30 STATE SCHOOL BUILDING LEASE/PURCHASE FUND								
Expenditure Detail	0.00	0.00						
Other Sources/Uses Detail					0.00	0.00		
Fund Reconciliation							0.00	0.00
35 COUNTY SCHOOL FACILITIES FUND								
Expenditure Detail	0.00	0.00						
Other Sources/Uses Detail					0.00	0.00		
Fund Reconciliation							0.00	0.00
40 SPECIAL RESERVE FUND FOR CAPITAL OUTLAY PROJECTS								
Expenditure Detail	0.00	0.00						
Other Sources/Uses Detail					1,751,434.14	3,212,347.85		
Fund Reconciliation							0.00	0.00
49 CAP PROJ FUND FOR BLENDED COMPONENT UNITS								
Expenditure Detail	0.00	0.00						
Other Sources/Uses Detail					0.00	0.00		
Fund Reconciliation							0.00	0.00
51 BOND INTEREST AND REDEMPTION FUND								
Expenditure Detail								
Other Sources/Uses Detail					0.00	0.00		
Fund Reconciliation							0.00	0.00
52 DEBT SVC FUND FOR BLENDED COMPONENT UNITS								
Expenditure Detail								
Other Sources/Uses Detail					0.00	0.00		
Fund Reconciliation							0.00	0.00
53 TAX OVERRIDE FUND								
Expenditure Detail								
Other Sources/Uses Detail					0.00	0.00		
Fund Reconciliation							0.00	0.00
56 DEBT SERVICE FUND								
Expenditure Detail								
Other Sources/Uses Detail					7,244,265.23	0.00		
Fund Reconciliation							0.00	0.00
57 FOUNDATION PERMANENT FUND								
Expenditure Detail	0.00	0.00	0.00	0.00				
Other Sources/Uses Detail						0.00		
Fund Reconciliation							0.00	0.00
61 CAFETERIA ENTERPRISE FUND								
Expenditure Detail	0.00	0.00	0.00	0.00				
Other Sources/Uses Detail					0.00	0.00		
Fund Reconciliation							0.00	0.00

July 1 Budget
2017-18 Estimated Actuals
SUMMARY OF INTERFUND ACTIVITIES
FOR ALL FUNDS

Description	Direct Costs - Interfund		Indirect Costs - Interfund		Interfund Transfers In 8900-8929	Interfund Transfers Out 7600-7629	Due From Other Funds 9310	Due To Other Funds 9610
	Transfers In 5750	Transfers Out 5750	Transfers In 7350	Transfers Out 7350				
62 CHARTER SCHOOLS ENTERPRISE FUND								
Expenditure Detail	0.00	0.00	0.00	0.00				
Other Sources/Uses Detail					0.00	0.00		
Fund Reconciliation							0.00	0.00
63 OTHER ENTERPRISE FUND								
Expenditure Detail	0.00	0.00						
Other Sources/Uses Detail					0.00	0.00		
Fund Reconciliation							0.00	0.00
66 WAREHOUSE REVOLVING FUND								
Expenditure Detail	0.00	0.00						
Other Sources/Uses Detail					0.00	0.00		
Fund Reconciliation							0.00	0.00
67 SELF-INSURANCE FUND								
Expenditure Detail	11,843.82	0.00						
Other Sources/Uses Detail					0.00	0.00		
Fund Reconciliation							0.00	0.00
71 RETIREE BENEFIT FUND								
Expenditure Detail								
Other Sources/Uses Detail					40,000,000.00			
Fund Reconciliation							0.00	0.00
73 FOUNDATION PRIVATE-PURPOSE TRUST FUND								
Expenditure Detail	0.00	0.00						
Other Sources/Uses Detail					0.00			
Fund Reconciliation							0.00	0.00
76 WARRANT/PASS-THROUGH FUND								
Expenditure Detail								
Other Sources/Uses Detail								
Fund Reconciliation							0.00	0.00
95 STUDENT BODY FUND								
Expenditure Detail								
Other Sources/Uses Detail								
Fund Reconciliation							0.00	0.00
TOTALS	58,942.36	(58,942.36)	3,012,423.71	(3,012,423.71)	66,818,112.39	66,818,112.39	0.00	0.00

July 1 Budget
2018-19 Budget
SUMMARY
OF INTERFUND ACTIVITIES
FOR ALL FUNDS

Description	Direct Costs - Interfund		Indirect Costs - Interfund		Interfund Transfers In 8900-8929	Interfund Transfers Out 7600-7629	Due From Other Funds 9310	Due To Other Funds 9610
	Transfers In 5750	Transfers Out 5750	Transfers In 7350	Transfers Out 7350				
01 GENERAL FUND								
Expenditure Detail	0.00	(54,040.00)	0.00	(2,812,604.27)				
Other Sources/Uses Detail					0.00	5,119,798.08		
Fund Reconciliation								
09 CHARTER SCHOOLS SPECIAL REVENUE FUND								
Expenditure Detail	40.00	0.00	6,622.19	0.00				
Other Sources/Uses Detail					253,279.00	0.00		
Fund Reconciliation								
10 SPECIAL EDUCATION PASS-THROUGH FUND								
Expenditure Detail								
Other Sources/Uses Detail								
Fund Reconciliation								
11 ADULT EDUCATION FUND								
Expenditure Detail	0.00	0.00	0.00	0.00				
Other Sources/Uses Detail					0.00	0.00		
Fund Reconciliation								
12 CHILD DEVELOPMENT FUND								
Expenditure Detail	4,700.00	0.00	673,555.21	0.00				
Other Sources/Uses Detail					0.00	0.00		
Fund Reconciliation								
13 CAFETERIA SPECIAL REVENUE FUND								
Expenditure Detail	37,000.00	0.00	2,132,426.87	0.00				
Other Sources/Uses Detail					6,000.00	0.00		
Fund Reconciliation								
14 DEFERRED MAINTENANCE FUND								
Expenditure Detail	0.00	0.00						
Other Sources/Uses Detail					0.00	0.00		
Fund Reconciliation								
15 PUPIL TRANSPORTATION EQUIPMENT FUND								
Expenditure Detail	0.00	0.00						
Other Sources/Uses Detail					0.00	0.00		
Fund Reconciliation								
17 SPECIAL RESERVE FUND FOR OTHER THAN CAPITAL OUTLAY								
Expenditure Detail								
Other Sources/Uses Detail					0.00	0.00		
Fund Reconciliation								
18 SCHOOL BUS EMISSIONS REDUCTION FUND								
Expenditure Detail	0.00	0.00						
Other Sources/Uses Detail					0.00	0.00		
Fund Reconciliation								
19 FOUNDATION SPECIAL REVENUE FUND								
Expenditure Detail	0.00	0.00	0.00	0.00				
Other Sources/Uses Detail						0.00		
Fund Reconciliation								
20 SPECIAL RESERVE FUND FOR POSTEMPLOYMENT BENEFITS								
Expenditure Detail								
Other Sources/Uses Detail					0.00	0.00		
Fund Reconciliation								
21 BUILDING FUND								
Expenditure Detail	0.00	0.00						
Other Sources/Uses Detail					0.00	0.00		
Fund Reconciliation								
25 CAPITAL FACILITIES FUND								
Expenditure Detail	0.00	0.00						
Other Sources/Uses Detail					0.00	1,503,880.61		
Fund Reconciliation								
30 STATE SCHOOL BUILDING LEASE/PURCHASE FUND								
Expenditure Detail	0.00	0.00						
Other Sources/Uses Detail					0.00	0.00		
Fund Reconciliation								
35 COUNTY SCHOOL FACILITIES FUND								
Expenditure Detail	0.00	0.00						
Other Sources/Uses Detail					0.00	0.00		
Fund Reconciliation								
40 SPECIAL RESERVE FUND FOR CAPITAL OUTLAY PROJECTS								
Expenditure Detail	0.00	0.00						
Other Sources/Uses Detail					1,272,402.00	1,443,189.00		
Fund Reconciliation								
49 CAP PROJ FUND FOR BLENDED COMPONENT UNITS								
Expenditure Detail	0.00	0.00						
Other Sources/Uses Detail					0.00	0.00		
Fund Reconciliation								
51 BOND INTEREST AND REDEMPTION FUND								
Expenditure Detail								
Other Sources/Uses Detail					0.00	0.00		
Fund Reconciliation								
52 DEBT SVC FUND FOR BLENDED COMPONENT UNITS								
Expenditure Detail								
Other Sources/Uses Detail					0.00	0.00		
Fund Reconciliation								
53 TAX OVERRIDE FUND								
Expenditure Detail								
Other Sources/Uses Detail					0.00	0.00		
Fund Reconciliation								
56 DEBT SERVICE FUND								
Expenditure Detail								
Other Sources/Uses Detail					6,535,186.69	0.00		
Fund Reconciliation								
57 FOUNDATION PERMANENT FUND								
Expenditure Detail	0.00	0.00	0.00	0.00				
Other Sources/Uses Detail						0.00		
Fund Reconciliation								
61 CAFETERIA ENTERPRISE FUND								
Expenditure Detail	0.00	0.00	0.00	0.00				
Other Sources/Uses Detail					0.00	0.00		
Fund Reconciliation								

July 1 Budget
2018-19 Budget
SUMMARY OF INTERFUND ACTIVITIES
FOR ALL FUNDS

Description	Direct Costs - Interfund		Indirect Costs - Interfund		Interfund Transfers In 8900-8929	Interfund Transfers Out 7600-7629	Due From Other Funds 9310	Due To Other Funds 9610
	Transfers In 5750	Transfers Out 5750	Transfers In 7350	Transfers Out 7350				
62 CHARTER SCHOOLS ENTERPRISE FUND								
Expenditure Detail	0.00	0.00	0.00	0.00				
Other Sources/Uses Detail					0.00	0.00		
Fund Reconciliation								
63 OTHER ENTERPRISE FUND								
Expenditure Detail	0.00	0.00						
Other Sources/Uses Detail					0.00	0.00		
Fund Reconciliation								
66 WAREHOUSE REVOLVING FUND								
Expenditure Detail	0.00	0.00						
Other Sources/Uses Detail					0.00	0.00		
Fund Reconciliation								
67 SELF-INSURANCE FUND								
Expenditure Detail	12,300.00	0.00						
Other Sources/Uses Detail					0.00	0.00		
Fund Reconciliation								
71 RETIREE BENEFIT FUND								
Expenditure Detail								
Other Sources/Uses Detail					0.00			
Fund Reconciliation								
73 FOUNDATION PRIVATE-PURPOSE TRUST FUND								
Expenditure Detail	0.00	0.00						
Other Sources/Uses Detail					0.00			
Fund Reconciliation								
76 WARRANT/PASS-THROUGH FUND								
Expenditure Detail								
Other Sources/Uses Detail								
Fund Reconciliation								
95 STUDENT BODY FUND								
Expenditure Detail								
Other Sources/Uses Detail								
Fund Reconciliation								
TOTALS	54,040.00	(54,040.00)	2,812,604.27	(2,812,604.27)	8,066,867.69	8,066,867.69		

Criteria and Standards

Provide methodology and assumptions used to estimate ADA, enrollment, revenues, expenditures, reserves and fund balance, and multiyear commitments (including cost-of-living adjustments).

Deviations from the standards must be explained and may affect the approval of the budget.

CRITERIA AND STANDARDS

1. CRITERION: Average Daily Attendance

STANDARD: Funded average daily attendance (ADA) has not been overestimated in 1) the first prior fiscal year OR in 2) two or more of the previous three fiscal years by more than the following percentage levels:

Percentage Level	District ADA
3.0%	0 to 300
2.0%	301 to 1,000
1.0%	1,001 and over

District ADA (Form A, Estimated P-2 ADA column, lines A4 and C4):

District's ADA Standard Percentage Level:

1A. Calculating the District's ADA Variances

DATA ENTRY: For the Third, Second, and First Prior Years, enter Estimated Funded ADA in the Original Budget Funded ADA column; enter district regular ADA and charter school ADA corresponding to financial data reported in the General Fund, only, for the Third, Second, and First Prior Years. All other data are extracted.

Fiscal Year	Original Budget Funded ADA (Form A, Lines A4 and C4)	Estimated/Unaudited Actuals Funded ADA (Form A, Lines A4 and C4)	ADA Variance Level (If Budget is greater than Actuals, else N/A)	Status
Third Prior Year (2015-16)				
District Regular	50,969	50,947		
Charter School				
Total ADA	50,969	50,947	0.0%	Met
Second Prior Year (2016-17)				
District Regular	49,864	49,930		
Charter School				
Total ADA	49,864	49,930	N/A	Met
First Prior Year (2017-18)				
District Regular	48,383	48,401		
Charter School		0		
Total ADA	48,383	48,401	N/A	Met
Budget Year (2018-19)				
District Regular	46,649			
Charter School	0			
Total ADA	46,649			

1B. Comparison of District ADA to the Standard

DATA ENTRY: Enter an explanation if the standard is not met.

1a. STANDARD MET - Funded ADA has not been overestimated by more than the standard percentage level for the first prior year.

Explanation:
(required if NOT met)

1b. STANDARD MET - Funded ADA has not been overestimated by more than the standard percentage level for two or more of the previous three years.

Explanation:
(required if NOT met)

2. CRITERION: Enrollment

STANDARD: Projected enrollment has not been overestimated in 1) the first prior fiscal year OR in 2) two or more of the previous three fiscal years by more than the following percentage levels:

Percentage Level	District ADA
3.0%	0 to 300
2.0%	301 to 1,000
1.0%	1,001 and over

District ADA (Form A, Estimated P-2 ADA column, lines A4 and C4):

District's Enrollment Standard Percentage Level:

2A. Calculating the District's Enrollment Variances

DATA ENTRY: Enter data in the Enrollment, Budget, column for all fiscal years and in the Enrollment, CBEDS Actual column for the First Prior Year; all other data are extracted or calculated. CBEDS Actual enrollment data preloaded in the District Regular lines will include both District Regular and Charter School enrollment. Districts will need to adjust the District Regular enrollment lines and the Charter School enrollment lines accordingly. Enter district regular enrollment and charter school enrollment corresponding to financial data reported in the General Fund, only, for all fiscal years.

Fiscal Year	Budget	Enrollment CBEDS Actual	Enrollment Variance Level (If Budget is greater than Actual, else N/A)	Status
Third Prior Year (2015-16)				
District Regular	51,920	51,383		
Charter School				
Total Enrollment	51,920	51,383	1.0%	Met
Second Prior Year (2016-17)				
District Regular	49,754	49,791		
Charter School				
Total Enrollment	49,754	49,791	N/A	Met
First Prior Year (2017-18)				
District Regular	48,491	48,326		
Charter School				
Total Enrollment	48,491	48,326	0.3%	Met
Budget Year (2018-19)				
District Regular	46,798			
Charter School				
Total Enrollment	46,798			

2B. Comparison of District Enrollment to the Standard

DATA ENTRY: Enter an explanation if the standard is not met.

1a. STANDARD MET - Enrollment has not been overestimated by more than the standard percentage level for the first prior year.

Explanation:
(required if NOT met)

1b. STANDARD MET - Enrollment has not been overestimated by more than the standard percentage level for two or more of the previous three years.

Explanation:
(required if NOT met)

3. CRITERION: ADA to Enrollment

STANDARD: Projected second period (P-2) average daily attendance (ADA) to enrollment ratio for any of the budget year or two subsequent fiscal years has not increased from the historical average ratio from the three prior fiscal years by more than one half of one percent (0.5%).

3A. Calculating the District's ADA to Enrollment Standard

DATA ENTRY: All data are extracted or calculated. Data should reflect district regular and charter school ADA/enrollment corresponding to financial data reported in the General Fund, only, for all fiscal years.

Fiscal Year	P-2 ADA Estimated/Unaudited Actuals (Form A, Lines A4 and C4)	Enrollment CBEDS Actual (Criterion 2, Item 2A)	Historical Ratio of ADA to Enrollment
Third Prior Year (2015-16)			
District Regular	49,886	51,383	
Charter School		0	
Total ADA/Enrollment	49,886	51,383	97.1%
Second Prior Year (2016-17)			
District Regular	48,383	49,791	
Charter School			
Total ADA/Enrollment	48,383	49,791	97.2%
First Prior Year (2017-18)			
District Regular	46,637	48,326	
Charter School	0		
Total ADA/Enrollment	46,637	48,326	96.5%
Historical Average Ratio:			96.9%
District's ADA to Enrollment Standard (historical average ratio plus 0.5%):			97.4%

3B. Calculating the District's Projected Ratio of ADA to Enrollment

DATA ENTRY: Enter data in the Estimated P-2 ADA column for the two subsequent years. Enter data in the Enrollment column for the two subsequent years. Data should reflect district regular and charter school ADA/enrollment corresponding to financial data reported in the General Fund only, for all fiscal years. All other data are extracted or calculated.

Fiscal Year	Estimated P-2 ADA Budget (Form A, Lines A4 and C4)	Enrollment Budget/Projected (Criterion 2, Item 2A)	Ratio of ADA to Enrollment	Status
Budget Year (2018-19)				
District Regular	45,230	46,798		
Charter School	0			
Total ADA/Enrollment	45,230	46,798	96.6%	Met
1st Subsequent Year (2019-20)				
District Regular	43,757	45,270		
Charter School				
Total ADA/Enrollment	43,757	45,270	96.7%	Met
2nd Subsequent Year (2020-21)				
District Regular	42,284	43,742		
Charter School				
Total ADA/Enrollment	42,284	43,742	96.7%	Met

3C. Comparison of District ADA to Enrollment Ratio to the Standard

DATA ENTRY: Enter an explanation if the standard is not met.

- 1a. STANDARD MET - Projected P-2 ADA to enrollment ratio has not exceeded the standard for the budget and two subsequent fiscal years.

Explanation:
(required if NOT met)

4. CRITERION: LCFF Revenue

STANDARD: Projected local control funding formula (LCFF) revenue for any of the budget year or two subsequent fiscal years has not changed from the prior fiscal year by more than the change in population, plus the district's gap funding or cost-of-living adjustment (COLA)¹ and its economic recovery target payment, plus or minus one percent.

For basic aid districts, projected LCFF revenue has not changed from the prior fiscal year by more than the percent change in property tax revenues plus or minus one percent.

For districts funded by necessary small school formulas, projected LCFF revenue has not changed from the prior fiscal year amount by more than the district's gap funding or COLA¹ and its economic recovery target payment, plus or minus one percent.

¹Districts that are already at or above their LCFF target funding as described in Education Code Section 42238.03(d) receive no gap funding. These districts have a COLA applied to their LCFF target, but their year-over-year revenue increase might be less than the statutory COLA due to certain local factors and components of the funding formula.

4A. District's LCFF Revenue Standard

Indicate which standard applies:

LCFF Revenue

Basic Aid

Necessary Small School

The District must select which LCFF revenue standard applies.

LCFF Revenue Standard selected: LCFF Revenue

4A1. Calculating the District's LCFF Revenue Standard

DATA ENTRY: Enter LCFF Target amounts for the budget and two subsequent fiscal years.
Enter data in Step 1a for the two subsequent fiscal years. All other data is extracted or calculated.
Enter data for Steps 2a through 2d. All other data is calculated.

Projected LCFF Revenue

Has the District reached its LCFF target funding level?

No

If Yes, then COLA amount in Line 2b2 is used in Line 2e Total calculation.
If No, then Gap Funding in Line 2c is used in Line 2e Total calculation.
Note: For 2018-19 transitional year, both COLA and Gap will be included in Line 2e Total calculation.

	Budget Year (2018-19)	1st Subsequent Year (2019-20)	2nd Subsequent Year (2020-21)	
LCFF Target (Reference Only)	520,908,478.00	509,651,553.00	502,134,833.00	
Step 1 - Change in Population	Prior Year (2017-18)	Budget Year (2018-19)	1st Subsequent Year (2019-20)	2nd Subsequent Year (2020-21)
a. ADA (Funded) (Form A, lines A6 and C4)	48,545.19	46,793.64	45,374.22	43,901.53
b. Prior Year ADA (Funded)		48,545.19	46,793.64	45,374.22
c. Difference (Step 1a minus Step 1b)		(1,751.55)	(1,419.42)	(1,472.69)
d. Percent Change Due to Population (Step 1c divided by Step 1b)		-3.61%	-3.03%	-3.25%
Step 2 - Change in Funding Level				
a. Prior Year LCFF Funding	517,748,182.00	520,508,478.00	509,651,553.00	
b1. COLA percentage (if district is at target)				
b2. COLA amount (proxy for purposes of this criterion)	0.00	0.00	0.00	
c. Gap Funding (if district is not at target)	19,559,386.00			
d. Economic Recovery Target Funding (current year increment)				
e. Total (Lines 2b2 or 2c, as applicable, plus Line 2d)	19,559,386.00	0.00	0.00	
f. Percent Change Due to Funding Level (Step 2e divided by Step 2a)	3.78%	0.00%	0.00%	
Step 3 - Total Change in Population and Funding Level (Step 1d plus Step 2f)	0.17%	-3.03%	-3.25%	
LCFF Revenue Standard (Step 3, plus/minus 1%):	-0.83% to 1.17%	-4.03% to -2.03%	-4.25% to -2.25%	

4A2. Alternate LCFF Revenue Standard - Basic Aid

DATA ENTRY: If applicable to your district, input data in the 1st and 2nd Subsequent Year columns for projected local property taxes; all other data are extracted or calculated.

Basic Aid District Projected LCFF Revenue

	Prior Year (2017-18)	Budget Year (2018-19)	1st Subsequent Year (2019-20)	2nd Subsequent Year (2020-21)
Projected Local Property Taxes (Form 01, Objects 8021 - 8089)	161,626,251.00	161,626,251.00	161,626,251.00	161,626,251.00
Percent Change from Previous Year		N/A	N/A	N/A
Basic Aid Standard (percent change from previous year, plus/minus 1%):		N/A	N/A	N/A

4A3. Alternate LCFF Revenue Standard - Necessary Small School

DATA ENTRY: All data are extracted or calculated.

Necessary Small School District Projected LCFF Revenue

	Budget Year (2018-19)	1st Subsequent Year (2019-20)	2nd Subsequent Year (2020-21)
Necessary Small School Standard (Gap Funding or COLA, plus Economic Recovery Target Payment, Step 2f, plus/minus 1%):	N/A	N/A	N/A

4B. Calculating the District's Projected Change in LCFF Revenue

DATA ENTRY: Enter data in the 1st and 2nd Subsequent Year columns for LCFF Revenue; all other data are extracted or calculated.

	Prior Year (2017-18)	Budget Year (2018-19)	1st Subsequent Year (2019-20)	2nd Subsequent Year (2020-21)
LCFF Revenue (Fund 01, Objects 8011, 8012, 8020-8089)	534,348,675.00	537,658,876.00	526,801,951.00	519,285,231.00
District's Projected Change in LCFF Revenue:		0.62%	-2.02%	-1.43%
LCFF Revenue Standard:		-0.83% to 1.17%	-4.03% to -2.03%	-4.25% to -2.25%
Status:		Met	Not Met	Not Met

4C. Comparison of District LCFF Revenue to the Standard

DATA ENTRY: Enter an explanation if the standard is not met.

- 1a. STANDARD NOT MET - Projected change in LCFF revenue is outside the standard in one or more of the budget or two subsequent fiscal years. Provide reasons why the projection(s) exceed the standard(s) and a description of the methods and assumptions used in projecting LCFF revenue.

Explanation:
(required if NOT met)

The District projects an ongoing decline in enrollment of 1528 in 2019-20 and 2020-21.

5. CRITERION: Salaries and Benefits

STANDARD: Projected ratio of total unrestricted salaries and benefits to total unrestricted general fund expenditures for any of the budget year or two subsequent fiscal years has not changed from the historical average ratio from the three prior fiscal years by more than the greater of three percent or the district's required reserves percentage.

5A. Calculating the District's Historical Average Ratio of Unrestricted Salaries and Benefits to Total Unrestricted General Fund Expenditures

DATA ENTRY: All data are extracted or calculated.

Fiscal Year	Estimated/Unaudited Actuals - Unrestricted (Resources 0000-1999)		Ratio of Unrestricted Salaries and Benefits to Total Unrestricted Expenditures
	Salaries and Benefits (Form 01, Objects 1000-3999)	Total Expenditures (Form 01, Objects 1000-7499)	
Third Prior Year (2015-16)	348,596,374.93	412,266,794.56	84.6%
Second Prior Year (2016-17)	360,728,850.98	423,240,461.35	85.2%
First Prior Year (2017-18)	361,348,118.06	430,769,792.15	83.9%
	Historical Average Ratio:		84.6%

	Budget Year (2018-19)	1st Subsequent Year (2019-20)	2nd Subsequent Year (2020-21)
District's Reserve Standard Percentage (Criterion 10B, Line 4):	2.0%	2.0%	2.0%
District's Salaries and Benefits Standard (historical average ratio, plus/minus the greater of 3% or the district's reserve standard percentage):	81.6% to 87.6%	81.6% to 87.6%	81.6% to 87.6%

5B. Calculating the District's Projected Ratio of Unrestricted Salaries and Benefits to Total Unrestricted General Fund Expenditures

DATA ENTRY: If Form MYP exists, Unrestricted Salaries and Benefits, and Total Unrestricted Expenditures data for the 1st and 2nd Subsequent Years will be extracted; if not, enter data for the two subsequent years. All other data are extracted or calculated.

Fiscal Year	Budget - Unrestricted (Resources 0000-1999)		Ratio of Unrestricted Salaries and Benefits to Total Unrestricted Expenditures	Status
	Salaries and Benefits (Form 01, Objects 1000-3999) (Form MYP, Lines B1-B3)	Total Expenditures (Form 01, Objects 1000-7499) (Form MYP, Lines B1-B8, B10)		
Budget Year (2018-19)	382,489,629.77	448,899,306.47	85.2%	Met
1st Subsequent Year (2019-20)	383,926,083.91	440,085,540.06	87.2%	Met
2nd Subsequent Year (2020-21)	383,404,071.35	439,900,262.82	87.2%	Met

5C. Comparison of District Salaries and Benefits Ratio to the Standard

DATA ENTRY: Enter an explanation if the standard is not met.

- 1a. STANDARD MET - Ratio of total unrestricted salaries and benefits to total unrestricted expenditures has met the standard for the budget and two subsequent fiscal years.

Explanation:
(required if NOT met)

6. CRITERION: Other Revenues and Expenditures

STANDARD: Projected operating revenues (including federal, other state, and other local) or expenditures (including books and supplies, and services and other operating), for any of the budget year or two subsequent fiscal years, have not changed from the prior fiscal year amount by more than the percentage change in population and the funded cost-of-living adjustment (COLA) plus or minus ten percent.

For each major object category, changes that exceed the percentage change in population and the funded COLA plus or minus five percent must be explained.

6A. Calculating the District's Other Revenues and Expenditures Standard Percentage Ranges

DATA ENTRY: All data are extracted or calculated.

	Budget Year (2018-19)	1st Subsequent Year (2019-20)	2nd Subsequent Year (2020-21)
1. District's Change in Population and Funding Level (Criterion 4A1, Step 3):	0.17%	-3.03%	-3.25%
2. District's Other Revenues and Expenditures Standard Percentage Range (Line 1, plus/minus 10%):	-9.83% to 10.17%	-13.03% to 6.97%	-13.25% to 6.75%
3. District's Other Revenues and Expenditures Explanation Percentage Range (Line 1, plus/minus 5%):	-4.83% to 5.17%	-8.03% to 1.97%	-8.25% to 1.75%

6B. Calculating the District's Change by Major Object Category and Comparison to the Explanation Percentage Range (Section 6A, Line 3)

DATA ENTRY: If Form MYP exists, the 1st and 2nd Subsequent Year data for each revenue and expenditure section will be extracted; if not, enter data for the two subsequent years. All other data are extracted or calculated.

Explanations must be entered for each category if the percent change for any year exceeds the district's explanation percentage range.

Object Range / Fiscal Year	Amount	Percent Change Over Previous Year	Change Is Outside Explanation Range
Federal Revenue (Fund 01, Objects 8100-8299) (Form MYP, Line A2)			
First Prior Year (2017-18)	54,883,805.02		
Budget Year (2018-19)	45,720,869.82	-16.70%	Yes
1st Subsequent Year (2019-20)	45,269,851.14	-0.99%	No
2nd Subsequent Year (2020-21)	44,645,982.15	-1.38%	No

Explanation:
(required if Yes)

The District excludes carryover amounts in 2018-19 as well as a reduction in MAA funding and an expiration of programs, such as Title I SIG, and Safe Haven.

Other State Revenue (Fund 01, Objects 8300-8599) (Form MYP, Line A3)			
First Prior Year (2017-18)	89,840,344.95		
Budget Year (2018-19)	97,495,962.84	8.52%	Yes
1st Subsequent Year (2019-20)	77,173,026.88	-20.84%	Yes
2nd Subsequent Year (2020-21)	77,976,926.85	1.04%	No

Explanation:
(required if Yes)

Increase in One-time for Outstanding Mandate Claims funds of \$7.6M in 2018-19. The District excludes One-time for Outstanding Mandate Claim funds of \$14.7M, expiration of CTE Incentive Grant of \$4.4M as well as the expiration of the California Career Pathways Trust in the amount of \$1.9M in 2019-20.

Other Local Revenue (Fund 01, Objects 8600-8799) (Form MYP, Line A4)			
First Prior Year (2017-18)	8,779,945.08		
Budget Year (2018-19)	12,539,345.72	42.82%	Yes
1st Subsequent Year (2019-20)	11,857,309.72	-5.44%	No
2nd Subsequent Year (2020-21)	12,879,023.72	8.62%	Yes

Explanation:
(required if Yes)

Increase in projected reimbursement of \$7M from Charter schools for Special Education services; a decrease in: interest income of \$0.5M, local income of \$1.4M, donation accounts of \$1.3M, and RMMA account of \$0.2M. In 2020-21 an increase of \$1M in the Charter schools reimbursement for Special Education services.

Books and Supplies (Fund 01, Objects 4000-4999) (Form MYP, Line B4)			
First Prior Year (2017-18)	44,358,739.09		
Budget Year (2018-19)	35,991,337.51	-18.86%	Yes
1st Subsequent Year (2019-20)	28,162,035.68	-21.75%	Yes
2nd Subsequent Year (2020-21)	28,437,521.69	0.98%	No

Explanation:
(required if Yes)

Exclusion of carryover amount as well as textbook adoption in 2018-19. Reduction in instructional supplies of \$4.5M as well as the expiration of program fundings, i.e. CTE Incentive Grant and California Career Pathways Trust.

Services and Other Operating Expenditures (Fund 01, Objects 5000-5999) (Form MYP, Line B5)

First Prior Year (2017-18)	65,332,435.50		
Budget Year (2018-19)	70,567,700.60	8.01%	Yes
1st Subsequent Year (2019-20)	62,438,375.59	-11.52%	Yes
2nd Subsequent Year (2020-21)	63,382,736.08	1.51%	No

Explanation:
(required if Yes)

In 2018-19, the approximate \$5.2M increase is for the following: \$1.7M digital document scanning, \$1M Public Agency Retirement Services, \$0.5M data warehouse, \$0.75M intramural sports increase, \$0.35M for additional mental health and restorative practice/violence prevention services, \$0.375M for pupil transportation, and \$0.274M in Instructional Materials. There is a reduction in subagreement and contract services of \$5M; expiration of CTE Incentive Grant and California Career Pathways Trust of \$1.6M and College Readiness Block Grant of \$1.3M in 2019-20.

6C. Calculating the District's Change in Total Operating Revenues and Expenditures (Section 6A, Line 2)

DATA ENTRY: All data are extracted or calculated.

Object Range / Fiscal Year	Amount	Percent Change Over Previous Year	Status
Total Federal, Other State, and Other Local Revenue (Criterion 6B)			
First Prior Year (2017-18)	153,504,095.05		
Budget Year (2018-19)	155,756,178.38	1.47%	Met
1st Subsequent Year (2019-20)	134,300,187.74	-13.78%	Not Met
2nd Subsequent Year (2020-21)	135,501,932.72	0.89%	Met
Total Books and Supplies, and Services and Other Operating Expenditures (Criterion 6B)			
First Prior Year (2017-18)	109,691,174.59		
Budget Year (2018-19)	106,559,038.11	-2.86%	Met
1st Subsequent Year (2019-20)	90,600,411.27	-14.98%	Not Met
2nd Subsequent Year (2020-21)	91,820,257.77	1.35%	Met

6D. Comparison of District Total Operating Revenues and Expenditures to the Standard Percentage Range

DATA ENTRY: Explanations are linked from Section 6B if the status in Section 6C is not met; no entry is allowed below.

- 1a. STANDARD NOT MET - Projected total operating revenues have changed by more than the standard in one or more of the budget or two subsequent fiscal years. Reasons for the projected change, descriptions of the methods and assumptions used in the projections, and what changes, if any, will be made to bring the projected operating revenues within the standard must be entered in Section 6A above and will also display in the explanation box below.

Explanation:
Federal Revenue
(linked from 6B
if NOT met)

The District excludes carryover amounts in 2018-19 as well as a reduction in MAA funding and an expiration of programs, such as Title I SIG, and Safe Haven.

Explanation:
Other State Revenue
(linked from 6B
if NOT met)

Increase in One-time for Outstanding Mandate Claims funds of \$7.6M in 2018-19. The District excludes One-time for Outstanding Mandate Claim funds of \$14.7M, expiration of CTE Incentive Grant of \$4.4M as well as the expiration of the California Career Pathways Trust in the amount of \$1.9M in 2019-20.

Explanation:
Other Local Revenue
(linked from 6B
if NOT met)

Increase in projected reimbursement of \$7M from Charter schools for Special Education services; a decrease in: interest income of \$0.5M, local income of \$1.4M, donation accounts of \$1.3M, and RMMA account of \$0.2M. In 2020-21 an increase of \$1M in the Charter schools reimbursement for Special Education services.

- 1b. STANDARD NOT MET - Projected total operating expenditures have changed by more than the standard in one or more of the budget or two subsequent fiscal years. Reasons for the projected change, descriptions of the methods and assumptions used in the projections, and what changes, if any, will be made to bring the projected operating expenditures within the standard must be entered in Section 6A above and will also display in the explanation box below.

Explanation:
Books and Supplies
(linked from 6B
if NOT met)

Exclusion of carryover amount as well as textbook adoption in 2018-19. Reduction in instructional supplies of \$4.5M as well as the expiration of program fundings, i.e. CTE Incentive Grant and California Career Pathways Trust.

Explanation:
Services and Other Exps
(linked from 6B
if NOT met)

In 2018-19, the approximate \$5.2M increase is for the following: \$1.7M digital document scanning, \$1M Public Agency Retirement Services, \$0.5M data warehouse, \$0.75M intramural sports increase, \$0.35M for additional mental health and restorative practice/violence prevention services, \$0.375M for pupil transportation, and \$0.274M in Instructional Materials. There is a reduction in subagreement and contract services of \$5M; expiration of CTE Incentive Grant and California Career Pathways Trust of \$1.6M and College Readiness Block Grant of \$1.3M in 2019-20.

7. CRITERION: Facilities Maintenance

STANDARD: Confirm that the annual contribution for facilities maintenance funding is not less than the amount required pursuant to Education Code Section 17070.75, if applicable, and that the district is providing adequately to preserve the functionality of its facilities for their normal life in accordance with Education Code sections 52060(d)(1) and 17002(d)(1).

Determining the District's Compliance with the Contribution Requirement for EC Section 17070.75 - Ongoing and Major Maintenance/Restricted Maintenance Account (OMMA/RMA)

NOTE: The Proposition 51 school facility program requires the district to deposit a minimum amount equal to or greater than three percent of the total general fund expenditures and other financing uses for that fiscal year (as EC Section 17070.75 read on January 1, 2015).

For all other school facility programs, AB 104 (Chapter 13, Statutes of 2015, effective January 1, 2016) requires the district to deposit into the account, for the 2017-18 to 2019-20 fiscal years, a minimum that is the greater of the following amounts:

- A. The lesser of three percent of the total general fund expenditures and other financing uses for that fiscal year or the amount that the district deposited into the account for the 2014-15 fiscal year; or
- B. Two percent of the total general fund expenditures and other financing uses for that fiscal year.

7A. District's School Facility Program Funding

Indicate which School Facility Program funding applies:

Proposition 51 Only

Proposition 51 and All Other School Facility Programs

All Other School Facility Programs Only

Funding Selection: Proposition 51 and All Other School Facility Programs

7B. Calculating the District's Required Minimum Contribution

DATA ENTRY: Click the appropriate Yes or No button for special education local plan area (SELPA) administrative units (AUs); all other data are extracted or calculated. If standard is not met, enter an X in the appropriate box and enter an explanation, if applicable.

Note: If "Proposition 51 and All Other School Facility Programs" is selected, then Line 2 will be used to calculate the required minimum contribution.

- 1. a. For districts that are the AU of a SELPA, do you choose to exclude revenues that are passed through to participating members of the SELPA from the OMMA/RMA required minimum contribution calculation? No
- b. Pass-through revenues and apportionments that may be excluded from the OMMA/RMA calculation per EC Section 17070.75(b)(2)(D) (Fund 10, resources 3300-3499 and 6500-6540, objects 7211-7213 and 7221-7223) 0.00

2. Proposition 51 Required Minimum Contribution

a. Budgeted Expenditures and Other Financing Uses (Form 01, objects 1000-7999)	676,343,696.40			
b. Plus: Pass-through Revenues and Apportionments (Line 1b, if line 1a is No)	0.00	3% Required Minimum Contribution (Line 2c times 3%)	Budgeted Contribution ¹ to the Ongoing and Major Maintenance Account	Status
c. Net Budgeted Expenditures and Other Financing Uses	676,343,696.40	20,290,310.89	20,290,311.00	Met

3. All Other School Facility Programs Required Minimum Contribution

a. Budgeted Expenditures and Other Financing Uses (Form 01, objects 1000-7999)	676,343,696.40			
b. Plus: Pass-through Revenues and Apportionments (Line 1b, if line 1a is No)	0.00	3% of Total Current Year General Fund Expenditures and Other Financing Uses (Line 3c times 3%)	Amount Deposited ¹ for 2014-15 Fiscal Year	Lesser of: 3% or 2014-15 amount
c. Net Budgeted Expenditures and Other Financing Uses	676,343,696.40	20,290,310.89	14,716,518.64	14,716,518.64

d. Required Minimum Contribution

2% of Total Current Year General Fund Expenditures and Other Financing Uses (Line 3c times 2%)	Required Minimum Contribution/ Greater of: Lesser of 3% or 2014-15 amount or 2%
13,526,873.93	14,716,518.64

Budgeted Contribution ¹
to the Ongoing and Major
Maintenance Account

	Status
20,290,311.00	N/A

e. OMMA/RMA Contribution

¹ Fund 01, Resource 8150, Objects 8900-8999

4. Required Minimum Contribution

20,290,310.89

If standard is not met, enter an X in the box that best describes why the minimum required contribution was not made:

- | | |
|--|---|
| | Not applicable (district does not participate in the Leroy F. Greene School Facilities Act of 1998) |
| | Exempt (due to district's small size [EC Section 17070.75 (b)(2)(E)]) |
| | Other (explanation must be provided) |

Explanation:
(required if NOT met
and Other is marked)

8. CRITERION: Deficit Spending

STANDARD: Unrestricted deficit spending (total unrestricted expenditures and other financing uses is greater than total unrestricted revenues and other financing sources) as a percentage of total unrestricted expenditures and other financing uses, has not exceeded one-third of the district's available reserves¹ as a percentage of total expenditures and other financing uses² in two out of three prior fiscal years.

8A. Calculating the District's Deficit Spending Standard Percentage Levels

DATA ENTRY: All data are extracted or calculated.

	Third Prior Year (2015-16)	Second Prior Year (2016-17)	First Prior Year (2017-18)
1. District's Available Reserve Amounts (resources 0000-1999)			
a. Stabilization Arrangements (Funds 01 and 17, Object 9750)	8,047,581.70	25,445,158.58	47,179,537.49
b. Reserve for Economic Uncertainties (Funds 01 and 17, Object 9789)	12,498,865.73	12,931,648.17	13,333,997.99
c. Unassigned/Unappropriated (Funds 01 and 17, Object 9790)	0.00	0.00	0.00
d. Negative General Fund Ending Balances in Restricted Resources (Fund 01, Object 979Z, if negative, for each of resources 2000-9999)	0.00	0.00	0.00
e. Available Reserves (Lines 1a through 1d)	20,546,447.43	38,376,806.75	60,513,535.48
2. Expenditures and Other Financing Uses			
a. District's Total Expenditures and Other Financing Uses (Fund 01, objects 1000-7999)	624,943,286.66	646,582,408.52	666,699,899.68
b. Plus: Special Education Pass-through Funds (Fund 10, resources 3300-3499 and 6500-6540, objects 7211-7213 and 7221-7223)			0.00
c. Total Expenditures and Other Financing Uses (Line 2a plus Line 2b)	624,943,286.66	646,582,408.52	666,699,899.68
3. District's Available Reserve Percentage (Line 1e divided by Line 2c)	3.3%	5.9%	9.1%
District's Deficit Spending Standard Percentage Levels (Line 3 times 1/3):	1.1%	2.0%	3.0%

¹Available reserves are the unrestricted amounts in the Stabilization Arrangement, Reserve for Economic Uncertainties, and Unassigned/Unappropriated accounts in the General Fund and the Special Reserve Fund for Other Than Capital Outlay Projects. Available reserves will be reduced by any negative ending balances in restricted resources in the General Fund.

²A school district that is the Administrative Unit of a Special Education Local Plan Area (SELPA) may exclude from its expenditures the distribution of funds to its participating members.

8B. Calculating the District's Deficit Spending Percentages

DATA ENTRY: All data are extracted or calculated.

Fiscal Year	Net Change in Unrestricted Fund Balance (Form 01, Section E)	Total Unrestricted Expenditures and Other Financing Uses (Form 01, Objects 1000-7999)	Deficit Spending Level (If Net Change in Unrestricted Fund Balance is negative, else N/A)	Status
Third Prior Year (2015-16)	30,844,883.35	437,270,577.25	N/A	Met
Second Prior Year (2016-17)	12,756,454.72	452,457,240.48	N/A	Met
First Prior Year (2017-18)	(4,855,048.25)	453,024,326.73	1.1%	Met
Budget Year (2018-19) (Information only)	(5,945,526.94)	454,019,104.55		

8C. Comparison of District Deficit Spending to the Standard

DATA ENTRY: Enter an explanation if the standard is not met.

- 1a. STANDARD MET - Unrestricted deficit spending, if any, has not exceeded the standard percentage level in two or more of the three prior years.

Explanation:
(required if NOT met)

9. CRITERION: Fund Balance

STANDARD: Budgeted beginning unrestricted general fund balance has not been overestimated for two out of three prior fiscal years by more than the following percentage levels:

Percentage Level ¹	District ADA
1.7%	0 to 300
1.3%	301 to 1,000
1.0%	1,001 to 30,000
0.7%	30,001 to 400,000
0.3%	400,001 and over

¹ Percentage levels equate to a rate of deficit spending which would eliminate recommended reserves for economic uncertainties over a three year period.

District Estimated P-2 ADA (Form A, Lines A6 and C4):

District's Fund Balance Standard Percentage Level:

9A. Calculating the District's Unrestricted General Fund Beginning Balance Percentages

DATA ENTRY: Enter data in the Original Budget column for the First, Second, and Third Prior Years; all other data are extracted or calculated.

Fiscal Year	Unrestricted General Fund Beginning Balance ² (Form 01, Line F1e, Unrestricted Column)		Beginning Fund Balance Variance Level (If overestimated, else N/A)	Status
	Original Budget	Estimated/Unaudited Actuals		
Third Prior Year (2015-16)	23,489,973.33	40,332,184.38	N/A	Met
Second Prior Year (2016-17)	55,104,038.43	71,474,809.52	N/A	Met
First Prior Year (2017-18)	73,948,216.69	79,177,028.60	N/A	Met
Budget Year (2018-19) (Information only)	74,321,980.35			

² Adjusted beginning balance, including audit adjustments and other restatements (objects 9791-9795)

9B. Comparison of District Unrestricted Beginning Fund Balance to the Standard

DATA ENTRY: Enter an explanation if the standard is not met.

- 1a. STANDARD MET - Unrestricted general fund beginning fund balance has not been overestimated by more than the standard percentage level for two or more of the previous three years.

Explanation:
(required if NOT met)

10. CRITERION: Reserves

STANDARD: Available reserves¹ for any of the budget year or two subsequent fiscal years are not less than the following percentages or amounts² as applied to total expenditures and other financing uses³:

DATA ENTRY: Budget Year data are extracted. If Form MYP exists, 1st and 2nd Subsequent Year data will be extracted. If not, enter district regular ADA and charter school ADA corresponding to financial data reported in the General Fund, only, for the two subsequent years.

Percentage Level	District ADA		
5% or \$67,000 (greater of)	0	to	300
4% or \$67,000 (greater of)	301	to	1,000
3%	1,001	to	30,000
2%	30,001	to	400,000
1%	400,001	and	over

¹ Available reserves are the unrestricted amounts in the Stabilization Arrangements, Reserve for Economic Uncertainties, and Unassigned/Unappropriated accounts in the General Fund and the Special Reserve Fund for Other Than Capital Outlay Projects. Available reserves will be reduced by any negative ending balances in restricted resources in the General Fund.

² Dollar amounts to be adjusted annually by the prior year statutory cost-of-living adjustment (Education Code Section 42238), rounded to the nearest thousand.

³ A school district that is the Administrative Unit (AU) of a Special Education Local Plan Area (SELPA) may exclude from its expenditures the distribution of funds to its participating members.

	Budget Year (2018-19)	1st Subsequent Year (2019-20)	2nd Subsequent Year (2020-21)
District Estimated P-2 ADA (Budget Year, Form A, Lines A4 and C4. Subsequent Years, Form MYP, Line F2, if available.)	45,230	43,757	42,284
District's Reserve Standard Percentage Level:	2%	2%	2%

10A. Calculating the District's Special Education Pass-through Exclusions (only for districts that serve as the AU of a SELPA)

DATA ENTRY: For SELPA AUs, if Form MYP exists, all data will be extracted including the Yes/No button selection. If not, click the appropriate Yes or No button for item 1 and, if Yes, enter data for item 2a and for the two subsequent years in item 2b; Budget Year data are extracted.

For districts that serve as the AU of a SELPA (Form MYP, Lines F1a, F1b1, and F1b2):

1. Do you choose to exclude from the reserve calculation the pass-through funds distributed to SELPA members?
2. If you are the SELPA AU and are excluding special education pass-through funds:
 - a. Enter the name(s) of the SELPA(s): _____

	Budget Year (2018-19)	1st Subsequent Year (2019-20)	2nd Subsequent Year (2020-21)
b. Special Education Pass-through Funds (Fund 10, resources 3300-3499 and 6500-6540, objects 7211-7213 and 7221-7223)	0.00	0.00	0.00

10B. Calculating the District's Reserve Standard

DATA ENTRY: If Form MYP exists, 1st and 2nd Subsequent Year data for lines 1 and 2 will be extracted; if not, enter data for the two subsequent years. All other data are extracted or calculated.

	Budget Year (2018-19)	1st Subsequent Year (2019-20)	2nd Subsequent Year (2020-21)
1. Expenditures and Other Financing Uses (Fund 01, objects 1000-7999) (Form MYP, Line B11)	676,343,696.40	666,970,176.62	663,791,952.72
2. Plus: Special Education Pass-through (Criterion 10A, Line 2b, if Criterion 10A, Line 1 is No)	0.00	0.00	0.00
3. Total Expenditures and Other Financing Uses (Line B1 plus Line B2)	676,343,696.40	666,970,176.62	663,791,952.72
4. Reserve Standard Percentage Level	2%	2%	2%
5. Reserve Standard - by Percent (Line B3 times Line B4)	13,526,873.93	13,339,403.53	13,275,839.05
6. Reserve Standard - by Amount (\$67,000 for districts with 0 to 1,000 ADA, else 0)	0.00	0.00	0.00
7. District's Reserve Standard (Greater of Line B5 or Line B6)	13,526,873.93	13,339,403.53	13,275,839.05

10C. Calculating the District's Budgeted Reserve Amount

DATA ENTRY: If Form MYP exists, 1st and 2nd Subsequent Year data for lines 1 through 7 will be extracted; if not, enter data for the two subsequent years.
All other data are extracted or calculated.

Reserve Amounts (Unrestricted resources 0000-1999 except Line 4):	Budget Year (2018-19)	1st Subsequent Year (2019-20)	2nd Subsequent Year (2020-21)
1. General Fund - Stabilization Arrangements (Fund 01, Object 9750) (Form MYP, Line E1a)	47,344,059.00	31,605,540.69	914,023.54
2. General Fund - Reserve for Economic Uncertainties (Fund 01, Object 9789) (Form MYP, Line E1b)	13,526,873.93	13,339,403.53	13,275,839.05
3. General Fund - Unassigned/Unappropriated Amount (Fund 01, Object 9790) (Form MYP, Line E1c)	6,315,520.48	0.00	0.00
4. General Fund - Negative Ending Balances in Restricted Resources (Fund 01, Object 979Z, if negative, for each of resources 2000-9999) (Form MYP, Line E1d)	0.00	0.00	0.00
5. Special Reserve Fund - Stabilization Arrangements (Fund 17, Object 9750) (Form MYP, Line E2a)	0.00		
6. Special Reserve Fund - Reserve for Economic Uncertainties (Fund 17, Object 9789) (Form MYP, Line E2b)	0.00		
7. Special Reserve Fund - Unassigned/Unappropriated Amount (Fund 17, Object 9790) (Form MYP, Line E2c)	0.00		
8. District's Budgeted Reserve Amount (Lines C1 thru C7)	67,186,453.41	44,944,944.22	14,189,862.59
9. District's Budgeted Reserve Percentage (Information only) (Line 8 divided by Section 10B, Line 3)	9.93%	6.74%	2.14%
District's Reserve Standard (Section 10B, Line 7):	13,526,873.93	13,339,403.53	13,275,839.05
Status:	Met	Met	Met

10D. Comparison of District Reserve Amount to the Standard

DATA ENTRY: Enter an explanation if the standard is not met.

1a. STANDARD MET - Projected available reserves have met the standard for the budget and two subsequent fiscal years.

Explanation:
(required if NOT met)

SUPPLEMENTAL INFORMATION

DATA ENTRY: Click the appropriate Yes or No button for items S1 through S4. Enter an explanation for each Yes answer.

S1. Contingent Liabilities

1a. Does your district have any known or contingent liabilities (e.g., financial or program audits, litigation, state compliance reviews) that may impact the budget?

1b. If Yes, identify the liabilities and how they may impact the budget:

S2. Use of One-time Revenues for Ongoing Expenditures

1a. Does your district have ongoing general fund expenditures in the budget in excess of one percent of the total general fund expenditures that are funded with one-time resources?

1b. If Yes, identify the expenditures and explain how the one-time resources will be replaced to continue funding the ongoing expenditures in the following fiscal years:

S3. Use of Ongoing Revenues for One-time Expenditures

1a. Does your district have large non-recurring general fund expenditures that are funded with ongoing general fund revenues?

1b. If Yes, identify the expenditures:

S4. Contingent Revenues

1a. Does your district have projected revenues for the budget year or either of the two subsequent fiscal years contingent on reauthorization by the local government, special legislation, or other definitive act (e.g., parcel taxes, forest reserves)?

1b. If Yes, identify any of these revenues that are dedicated for ongoing expenses and explain how the revenues will be replaced or expenditures reduced:

S5. Contributions

Identify projected contributions from unrestricted resources in the general fund to restricted resources in the general fund for the budget year and two subsequent fiscal years. Provide an explanation if contributions have changed from the prior fiscal year amounts by more than \$20,000 and more than ten percent. Explanation should include whether contributions are ongoing or one-time in nature.

Identify projected transfers to or from the general fund to cover operating deficits in either the general fund or any other fund for the budget year and two subsequent fiscal years. Provide an explanation if transfers have changed from the prior fiscal year amounts by more than \$20,000 and more than ten percent. Explanation should include whether transfers are ongoing or one-time in nature.

Estimate the impact of any capital projects on the general fund operational budget.

District's Contributions and Transfers Standard: -10.0% to +10.0%
or -\$20,000 to +\$20,000

S5A. Identification of the District's Projected Contributions, Transfers, and Capital Projects that may impact the General Fund

DATA ENTRY: For Contributions, enter data in the Projection column for the 1st and 2nd Subsequent Years. Contributions for the First Prior Year and Budget Year will be extracted. For Transfers In and Transfers Out, enter data in the First Prior Year. If Form MYP exists, the data will be extracted for the Budget Year, and 1st and 2nd Subsequent Years. If Form MYP does not exist, enter data in the Budget Year, 1st and 2nd subsequent Years. Click the appropriate button for item 1d; all other data will be calculated.

Description / Fiscal Year	Projection	Amount of Change	Percent Change	Status
1a. Contributions, Unrestricted General Fund (Fund 01, Resources 0000-1999, Object 8980)				
First Prior Year (2017-18)	(86,435,061.76)			
Budget Year (2018-19)	(89,396,429.53)	2,961,367.77	3.4%	Met
1st Subsequent Year (2019-20)	(92,430,944.45)	3,034,514.92	3.4%	Met
2nd Subsequent Year (2020-21)	(93,459,068.76)	1,028,124.31	1.1%	Met
1b. Transfers In, General Fund *				
First Prior Year (2017-18)	0.00			
Budget Year (2018-19)	0.00	0.00	0.0%	Met
1st Subsequent Year (2019-20)	0.00	0.00	0.0%	Met
2nd Subsequent Year (2020-21)	0.00	0.00	0.0%	Met
1c. Transfers Out, General Fund *				
First Prior Year (2017-18)	22,254,534.58			
Budget Year (2018-19)	5,119,798.08	(17,134,736.50)	-77.0%	Not Met
1st Subsequent Year (2019-20)	5,239,977.40	120,179.32	2.3%	Met
2nd Subsequent Year (2020-21)	5,364,405.90	124,428.50	2.4%	Met

1d. **Impact of Capital Projects**
Do you have any capital projects that may impact the general fund operational budget? No

* Include transfers used to cover operating deficits in either the general fund or any other fund.

S5B. Status of the District's Projected Contributions, Transfers, and Capital Projects

DATA ENTRY: Enter an explanation if Not Met for items 1a-1c or if Yes for item 1d.

1a. MET - Projected contributions have not changed by more than the standard for the budget and two subsequent fiscal years.

Explanation:
(required if NOT met)

1b. MET - Projected transfers in have not changed by more than the standard for the budget and two subsequent fiscal years.

Explanation:
(required if NOT met)

- 1c. NOT MET - The projected transfers out of the general fund have changed by more than the standard for one or more of the budget or subsequent two fiscal years. Identify the amount(s) transferred, by fund, and whether transfers are ongoing or one-time in nature. If ongoing, explain the district's plan, with timeframes, for reducing or eliminating the transfers.

Explanation:
(required if NOT met)

A reduction of \$16.1M to OPEB; payment reduction in COPS 2007 of \$0.9M due to refinancing.

- 1d. NO - There are no capital projects that may impact the general fund operational budget.

Project Information:
(required if YES)

S6. Long-term Commitments

Identify all existing and new multiyear commitments¹ and their annual required payments for the budget year and two subsequent fiscal years.

Explain how any increase in annual payments will be funded. Also explain how any decrease to funding sources used to pay long-term commitments will be replaced.

¹ Include multiyear commitments, multiyear debt agreements, and new programs or contracts that result in long-term obligations.

S6A. Identification of the District's Long-term Commitments

DATA ENTRY: Click the appropriate button in item 1 and enter data in all columns of item 2 for applicable long-term commitments; there are no extractions in this section.

1. Does your district have long-term (multiyear) commitments?
(If No, skip item 2 and Sections S6B and S6C)

2. If Yes to item 1, list all new and existing multiyear commitments and required annual debt service amounts. Do not include long-term commitments for postemployment benefits other than pensions (OPEB); OPEB is disclosed in item S7A.

Type of Commitment	# of Years Remaining	SACS Fund and Object Codes Used For:		Principal Balance as of July 1, 2018
		Funding Sources (Revenues)	Debt Service (Expenditures)	
Capital Leases				
Certificates of Participation	19	Fund 56	Fund 56	69,421,465
General Obligation Bonds	29	Fund 51	Fund 51	312,207,817
Supp Early Retirement Program				
State School Building Loans				
Compensated Absences	ongoing	General Fund	General Fund	1,573,664

Other Long-term Commitments (do not include OPEB):

CTE Facilities		General Fund	General Fund	307,216
2005 QZAB		General Fund/Fund 56	General Fund/Fund 56	4,500,000
Construction Loan		Fund 40	Fund 56	13,681,027
TOTAL:				401,691,189

Type of Commitment (continued)	Prior Year (2017-18)	Budget Year (2018-19)	1st Subsequent Year (2019-20)	2nd Subsequent Year (2020-21)
	Annual Payment (P & I)	Annual Payment (P & I)	Annual Payment (P & I)	Annual Payment (P & I)
Capital Leases				
Certificates of Participation	6,848,139	5,930,872	5,960,680	5,993,152
General Obligation Bonds	10,835,000	11,650,000	12,385,000	12,980,000
Supp Early Retirement Program				
State School Building Loans				
Compensated Absences	1,573,664	1,573,664	1,573,664	1,573,664
Other Long-term Commitments (continued):				
CTE Facilities	251,524	153,608	153,608	0
2005 QZAB	230,810	230,810	230,810	230,810
Construction Loan	1,351,230	1,503,881	1,556,702	1,607,753
Total Annual Payments:	21,090,367	21,042,835	21,860,464	22,385,379
Has total annual payment increased over prior year (2017-18)?		No	Yes	Yes

S6B. Comparison of the District's Annual Payments to Prior Year Annual Payment

DATA ENTRY: Enter an explanation if Yes.

- 1a. Yes - Annual payments for long-term commitments have increased in one or more of the budget or two subsequent fiscal years. Explain how the increase in annual payments will be funded.

Explanation:
(required if Yes
to increase in total
annual payments)

Payments in long term debt are scheduled to increase due to Certificates of Participation, General Obligation Bond payment schedules, as well as repayment of the construction loan.

S6C. Identification of Decreases to Funding Sources Used to Pay Long-term Commitments

DATA ENTRY: Click the appropriate Yes or No button in item 1; if Yes, an explanation is required in item 2.

1. Will funding sources used to pay long-term commitments decrease or expire prior to the end of the commitment period, or are they one-time sources?

No

2.

No - Funding sources will not decrease or expire prior to the end of the commitment period, and one-time funds are not being used for long-term commitment annual payments.

Explanation:
(required if Yes)

S7. Unfunded Liabilities

Estimate the unfunded liability for postemployment benefits other than pensions (OPEB) based on an actuarial valuation, if required, or other method; identify or estimate the actuarially determined contribution (if available); and indicate how the obligation is funded (pay-as-you-go, amortized over a specific period, etc.).

Estimate the unfunded liability for self-insurance programs such as workers' compensation based on an actuarial valuation, if required, or other method; identify or estimate the required contribution; and indicate how the obligation is funded (level of risk retained, funding approach, etc.).

S7A. Identification of the District's Estimated Unfunded Liability for Postemployment Benefits Other than Pensions (OPEB)

DATA ENTRY: Click the appropriate button in item 1 and enter data in all other applicable items; there are no extractions in this section except the budget year data on line 5b.

1. Does your district provide postemployment benefits other than pensions (OPEB)? (If No, skip items 2-5)

2. For the district's OPEB:
a. Are they lifetime benefits?

b. Do benefits continue past age 65?

c. Describe any other characteristics of the district's OPEB program including eligibility criteria and amounts, if any, that retirees are required to contribute toward their own benefits:

Medical and dental benefits are provided varying from 8 to 13 years depending on length in service, but not beyond age 65*. Requires service from 10 years for up to 8 years of coverage to 35 years for up to 13 years of coverage. Minimum age is retirement under CalSTRS or CalPERS. The district contribution is 100% to cap and the cap is the lowest cost HMO**. *Age 70 for those hired before 4/28/99 for certificated, 7/1/98 for classified. **Those hired prior to a date that varies by employee group are not limited to the lowest cost HMO. All employees subject to employee contribution that varies by medical plan selected.

3. a. Are OPEB financed on a pay-as-you-go, actuarial cost, or other method?

b. Indicate any accumulated amounts earmarked for OPEB in a self-insurance or governmental fund

	Self-Insurance Fund	Governmental Fund
	16,030,395	50,011,428

4. OPEB Liabilities

a. Total OPEB liability	183,465,564.00
b. OPEB plan(s) fiduciary net position (if applicable)	50,184,692.00
c. Total/Net OPEB liability (Line 4a minus Line 4b)	133,280,872.00
d. Is total OPEB liability based on the district's estimate or an actuarial valuation?	Actuarial
e. If based on an actuarial valuation, indicate the date of the OPEB valuation	Jun 30, 2018

5. OPEB Contributions

	Budget Year (2018-19)	1st Subsequent Year (2019-20)	2nd Subsequent Year (2020-21)
a. OPEB actuarially determined contribution (ADC), if available, per actuarial valuation or Alternative Measurement Method	0.00	0.00	0.00
b. OPEB amount contributed (for this purpose, include premiums paid to a self-insurance fund) (funds 01-70, objects 3701-3752)	32,048,620.06	31,782,693.35	31,534,900.73
c. Cost of OPEB benefits (equivalent of "pay-as-you-go" amount)	10,517,402.00	11,263,505.00	11,923,946.00
d. Number of retirees receiving OPEB benefits	744	744	744

S7B. Identification of the District's Unfunded Liability for Self-Insurance Programs

DATA ENTRY: Click the appropriate button in item 1 and enter data in all other applicable items; there are no extractions in this section.

1. Does your district operate any self-insurance programs such as workers' compensation, employee health and welfare, or property and liability? (Do not include OPEB, which is covered in Section S7A) (If No, skip items 2-4)

Yes

2. Describe each self-insurance program operated by the district, including details for each such as level of risk retained, funding approach, basis for valuation (district's estimate or actuarial), and date of the valuation:

Self insured, self administered workers' compensation program: Self-insured retention at one million; excess coverage purchased. Actuarial annual basis as of June 30, 2017.
--

3. Self-Insurance Liabilities

- a. Accrued liability for self-insurance programs
b. Unfunded liability for self-insurance programs

12,492,264.00
0.00

4. Self-Insurance Contributions

- a. Required contribution (funding) for self-insurance programs
b. Amount contributed (funded) for self-insurance programs

	Budget Year (2018-19)	1st Subsequent Year (2019-20)	2nd Subsequent Year (2020-21)
a. Required contribution (funding) for self-insurance programs	5,112,750.00	5,112,750.00	5,112,750.00
b. Amount contributed (funded) for self-insurance programs	5,417,520.99	5,348,997.00	5,288,572.00

S8. Status of Labor Agreements

Analyze the status of all employee labor agreements. Identify new labor agreements, as well as new commitments provided as part of previously ratified multiyear agreements; and include all contracts, including all administrator contracts (and including all compensation). For new agreements, indicate the date of the required board meeting. Compare the increase in new commitments to the projected increase in ongoing revenues, and explain how these commitments will be funded in future fiscal years.

If salary and benefit negotiations are not finalized at budget adoption, upon settlement with certificated or classified staff:

The school district must determine the cost of the settlement, including salaries, benefits, and any other agreements that change costs, and provide the county office of education (COE) with an analysis of the cost of the settlement and its impact on the operating budget.

The county superintendent shall review the analysis relative to the criteria and standards, and may provide written comments to the president of the district governing board and superintendent.

S8A. Cost Analysis of District's Labor Agreements - Certificated (Non-management) Employees

DATA ENTRY: Enter all applicable data items; there are no extractions in this section.

	Prior Year (2nd Interim) (2017-18)	Budget Year (2018-19)	1st Subsequent Year (2019-20)	2nd Subsequent Year (2020-21)
Number of certificated (non-management) full-time-equivalent (FTE) positions	2,417.2	2,398.7	2,347.7	2,296.7

Certificated (Non-management) Salary and Benefit Negotiations

1. Are salary and benefit negotiations settled for the budget year?

Yes

If Yes, and the corresponding public disclosure documents have been filed with the COE, complete questions 2 and 3.

If Yes, and the corresponding public disclosure documents have not been filed with the COE, complete questions 2-5.

If No, identify the unsettled negotiations including any prior year unsettled negotiations and then complete questions 6 and 7.

Negotiations Settled

2a. Per Government Code Section 3547.5(a), date of public disclosure board meeting:

May 08, 2018

2b. Per Government Code Section 3547.5(b), was the agreement certified by the district superintendent and chief business official?

Yes

If Yes, date of Superintendent and CBO certification:

May 08, 2018

3. Per Government Code Section 3547.5(c), was a budget revision adopted to meet the costs of the agreement?

No

If Yes, date of budget revision board adoption:

4. Period covered by the agreement:

Begin Date: Jul 01, 2017

End Date: Jun 30, 2019

5. Salary settlement:

	Budget Year (2018-19)	1st Subsequent Year (2019-20)	2nd Subsequent Year (2020-21)
Is the cost of salary settlement included in the budget and multiyear projections (MYPs)?	Yes	Yes	Yes

One Year Agreement

Total cost of salary settlement

% change in salary schedule from prior year or

Multiyear Agreement

Total cost of salary settlement

% change in salary schedule from prior year (may enter text, such as "Reopener")

Identify the source of funding that will be used to support multiyear salary commitments:

Negotiations Not Settled

6. Cost of a one percent increase in salary and statutory benefits

--

7. Amount included for any tentative salary schedule increases

Budget Year (2018-19)	1st Subsequent Year (2019-20)	2nd Subsequent Year (2020-21)

Certificated (Non-management) Health and Welfare (H&W) Benefits

1. Are costs of H&W benefit changes included in the budget and MYPs?
2. Total cost of H&W benefits
3. Percent of H&W cost paid by employer
4. Percent projected change in H&W cost over prior year

Budget Year (2018-19)	1st Subsequent Year (2019-20)	2nd Subsequent Year (2020-21)
Yes	Yes	Yes
32,461,753	34,026,924	35,628,911
89.0%	89.0%	89.0%
6.0%	6.0%	6.0%

Certificated (Non-management) Prior Year Settlements

Are any new costs from prior year settlements included in the budget?
If Yes, amount of new costs included in the budget and MYPs
If Yes, explain the nature of the new costs:

--

Certificated (Non-management) Step and Column Adjustments

1. Are step & column adjustments included in the budget and MYPs?
2. Cost of step & column adjustments
3. Percent change in step & column over prior year

Budget Year (2018-19)	1st Subsequent Year (2019-20)	2nd Subsequent Year (2020-21)
Yes	Yes	Yes
2,149,257	2,149,257	2,149,257
0.8%	0.8%	0.8%

Certificated (Non-management) Attrition (layoffs and retirements)

1. Are savings from attrition included in the budget and MYPs?
2. Are additional H&W benefits for those laid-off or retired employees included in the budget and MYPs?

Budget Year (2018-19)	1st Subsequent Year (2019-20)	2nd Subsequent Year (2020-21)
No	No	No
No	No	No

Certificated (Non-management) - Other

List other significant contract changes and the cost impact of each change (i.e., class size, hours of employment, leave of absence, bonuses, etc.):

S8B. Cost Analysis of District's Labor Agreements - Classified (Non-management) Employees

DATA ENTRY: Enter all applicable data items; there are no extractions in this section.

	Prior Year (2nd Interim) (2017-18)	Budget Year (2018-19)	1st Subsequent Year (2019-20)	2nd Subsequent Year (2020-21)
Number of classified (non-management) FTE positions	1,593.5	1,671.0	1,671.0	1,671.0

Classified (Non-management) Salary and Benefit Negotiations

1. Are salary and benefit negotiations settled for the budget year?

If Yes, and the corresponding public disclosure documents have been filed with the COE, complete questions 2 and 3.

If Yes, and the corresponding public disclosure documents have not been filed with the COE, complete questions 2-5.

If No, identify the unsettled negotiations including any prior year unsettled negotiations and then complete questions 6 and 7.

Negotiations Settled

2a. Per Government Code Section 3547.5(a), date of public disclosure board meeting:

2b. Per Government Code Section 3547.5(b), was the agreement certified by the district superintendent and chief business official?
If Yes, date of Superintendent and CBO certification:

3. Per Government Code Section 3547.5(c), was a budget revision adopted to meet the costs of the agreement?
If Yes, date of budget revision board adoption:

4. Period covered by the agreement: Begin Date: End Date:

5. Salary settlement:

	Budget Year (2018-19)	1st Subsequent Year (2019-20)	2nd Subsequent Year (2020-21)
Is the cost of salary settlement included in the budget and multiyear projections (MYPs)?	Yes	Yes	Yes

One Year Agreement			
Total cost of salary settlement			
% change in salary schedule from prior year or			
Multiyear Agreement			
Total cost of salary settlement			
% change in salary schedule from prior year (may enter text, such as "Reopener")			

Identify the source of funding that will be used to support multiyear salary commitments:

Negotiations Not Settled

6. Cost of a one percent increase in salary and statutory benefits

7. Amount included for any tentative salary schedule increases

	Budget Year (2018-19)	1st Subsequent Year (2019-20)	2nd Subsequent Year (2020-21)

Classified (Non-management) Health and Welfare (H&W) Benefits

1. Are costs of H&W benefit changes included in the budget and MYPs?
2. Total cost of H&W benefits
3. Percent of H&W cost paid by employer
4. Percent projected change in H&W cost over prior year

Budget Year (2018-19)	1st Subsequent Year (2019-20)	2nd Subsequent Year (2020-21)
Yes	Yes	Yes
22,613,885	23,704,233	24,820,227
80.0%	80.0%	80.0%
6.0%	6.0%	6.0%

Classified (Non-management) Prior Year Settlements

- Are any new costs from prior year settlements included in the budget?
If Yes, amount of new costs included in the budget and MYPs
If Yes, explain the nature of the new costs:

Classified (Non-management) Step and Column Adjustments

1. Are step & column adjustments included in the budget and MYPs?
2. Cost of step & column adjustments
3. Percent change in step & column over prior year

Budget Year (2018-19)	1st Subsequent Year (2019-20)	2nd Subsequent Year (2020-21)
Yes	Yes	Yes
292,201	292,201	292,201
0.3%	0.3%	0.3%

Classified (Non-management) Attrition (layoffs and retirements)

1. Are savings from attrition included in the budget and MYPs?
2. Are additional H&W benefits for those laid-off or retired employees included in the budget and MYPs?

Budget Year (2018-19)	1st Subsequent Year (2019-20)	2nd Subsequent Year (2020-21)
No	No	No
No	No	No

Classified (Non-management) - Other

List other significant contract changes and the cost impact of each change (i.e., hours of employment, leave of absence, bonuses, etc.):

S8C. Cost Analysis of District's Labor Agreements - Management/Supervisor/Confidential Employees

DATA ENTRY: Enter all applicable data items; there are no extractions in this section.

	Prior Year (2nd Interim) (2017-18)	Budget Year (2018-19)	1st Subsequent Year (2019-20)	2nd Subsequent Year (2020-21)
Number of management, supervisor, and confidential FTE positions	196.2	203.4	203.4	203.4

Management/Supervisor/Confidential Salary and Benefit Negotiations

1. Are salary and benefit negotiations settled for the budget year?

No

If Yes, complete question 2.

If No, identify the unsettled negotiations including any prior year unsettled negotiations and then complete questions 3 and 4.

Certificated and Classified management including Confidential negotiations have not been settled for 2017-18 fiscal year.

If n/a, skip the remainder of Section S8C.

Negotiations Settled

2. Salary settlement:

Is the cost of salary settlement included in the budget and multiyear projections (MYPs)?

Total cost of salary settlement

% change in salary schedule from prior year (may enter text, such as "Reopener")

	Budget Year (2018-19)	1st Subsequent Year (2019-20)	2nd Subsequent Year (2020-21)
Is the cost of salary settlement included in the budget and multiyear projections (MYPs)?			
Total cost of salary settlement			
% change in salary schedule from prior year (may enter text, such as "Reopener")			

Negotiations Not Settled

3. Cost of a one percent increase in salary and statutory benefits

332,213

4. Amount included for any tentative salary schedule increases

	Budget Year (2018-19)	1st Subsequent Year (2019-20)	2nd Subsequent Year (2020-21)
Amount included for any tentative salary schedule increases	996,640	332,213	332,213

Management/Supervisor/Confidential Health and Welfare (H&W) Benefits

- Are costs of H&W benefit changes included in the budget and MYPs?
- Total cost of H&W benefits
- Percent of H&W cost paid by employer
- Percent projected change in H&W cost over prior year

	Budget Year (2018-19)	1st Subsequent Year (2019-20)	2nd Subsequent Year (2020-21)
Are costs of H&W benefit changes included in the budget and MYPs?	Yes	Yes	Yes
Total cost of H&W benefits	2,752,343	2,885,049	3,020,877
Percent of H&W cost paid by employer	89.0%	89.0%	89.0%
Percent projected change in H&W cost over prior year	6.0%	6.0%	6.0%

Management/Supervisor/Confidential Step and Column Adjustments

- Are step & column adjustments included in the budget and MYPs?
- Cost of step and column adjustments
- Percent change in step & column over prior year

	Budget Year (2018-19)	1st Subsequent Year (2019-20)	2nd Subsequent Year (2020-21)
Are step & column adjustments included in the budget and MYPs?	Yes	Yes	Yes
Cost of step and column adjustments	249,160	249,160	249,160
Percent change in step & column over prior year	0.8%	0.8%	0.8%

Management/Supervisor/Confidential Other Benefits (mileage, bonuses, etc.)

- Are costs of other benefits included in the budget and MYPs?
- Total cost of other benefits
- Percent change in cost of other benefits over prior year

	Budget Year (2018-19)	1st Subsequent Year (2019-20)	2nd Subsequent Year (2020-21)
Are costs of other benefits included in the budget and MYPs?	No	No	No
Total cost of other benefits			
Percent change in cost of other benefits over prior year			

S9. Local Control and Accountability Plan (LCAP)

Confirm that the school district's governing board has adopted an LCAP or an update to the LCAP effective for the budget year.

DATA ENTRY: Click the appropriate Yes or No button in item 1, and enter the date in item 2.

1. Did or will the school district's governing board adopt an LCAP or approve an update to the LCAP effective for the budget year?

Yes

2. Approval date for adoption of the LCAP or approval of an update to the LCAP.

Jun 26, 2018

S10. LCAP Expenditures

Confirm that the school district's budget includes the expenditures necessary to implement the LCAP or annual update to the LCAP.

DATA ENTRY: Click the appropriate Yes or No button.

Does the school district's budget include the expenditures necessary to implement the LCAP or annual update to the LCAP as described in the Local Control and Accountability Plan and Annual Update Template, Section 3: Actions, Services and Expenditures?

Yes

ADDITIONAL FISCAL INDICATORS

The following fiscal indicators are designed to provide additional data for reviewing agencies. A "Yes" answer to any single indicator does not necessarily suggest a cause for concern, but may alert the reviewing agency to the need for additional review.

DATA ENTRY: Click the appropriate Yes or No button for items A1 through A9 except item A3, which is automatically completed based on data in Criterion 2.

- | | |
|--|----------------------------------|
| A1. Do cash flow projections show that the district will end the budget year with a negative cash balance in the general fund? | <input type="text" value="No"/> |
| A2. Is the system of personnel position control independent from the payroll system? | <input type="text" value="Yes"/> |
| A3. Is enrollment decreasing in both the prior fiscal year and budget year? (Data from the enrollment budget column and actual column of Criterion 2A are used to determine Yes or No) | <input type="text" value="Yes"/> |
| A4. Are new charter schools operating in district boundaries that impact the district's enrollment, either in the prior fiscal year or budget year? | <input type="text" value="No"/> |
| A5. Has the district entered into a bargaining agreement where any of the budget or subsequent years of the agreement would result in salary increases that are expected to exceed the projected state funded cost-of-living adjustment? | <input type="text" value="No"/> |
| A6. Does the district provide uncapped (100% employer paid) health benefits for current or retired employees? | <input type="text" value="No"/> |
| A7. Is the district's financial system independent of the county office system? | <input type="text" value="Yes"/> |
| A8. Does the district have any reports that indicate fiscal distress pursuant to Education Code Section 42127.6(a)? (If Yes, provide copies to the county office of education) | <input type="text" value="No"/> |
| A9. Have there been personnel changes in the superintendent or chief business official positions within the last 12 months? | <input type="text" value="Yes"/> |

When providing comments for additional fiscal indicators, please include the item number applicable to each comment.

Comments:
(optional)

A2. The District's Human Resources and Position Control modules are interfaced with the County's payroll system. A3. The District is projecting an ongoing enrollment loss of 1,528 in 2018-19 and out years. A7. While our financial system is independent, the district and county office work closely to ensure that our records are in sync. A9. Manoj Roychowdhury, Assistant Superintendent of Business Services, began November 1, 2017.

End of School District Budget Criteria and Standards Review

School Sites Facts



Artwork created by a Santa Ana Unified School District student from Edison Elementary Academy.



MITCHELL CHILD DEVELOPMENT CENTER

3001 West Harvard St., Santa Ana, CA 92704 // (714) 285-4600
www.sausd.us/mitchell

School Principal:

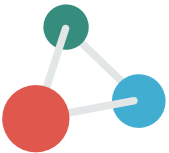
GEORGE
BELLO


Grades Served:

0-5 YRS

Mission Statement: It is the mission of the Mitchell Child Development Center to provide a variety of program options to meet the needs of young children through collaboration with service agencies and involvement of families as essential partners

Mitchell Child Development Center provides a wide variety of Early Childhood Special Education (ECSE) programs for children with special needs, (i.e., ECSE programs: Early Start, SUCCESS). Its philosophy is to provide individual early intervention to children as identified through the assessment process.





Projected Enrollment and Staffing:

2018-19 Projected Enrollment	387
2018-19 Projected Staffing (FTE - Full Time Equivalent)	FTE:
Autism Paraprofessional - 9.5 Mo.	32
Instructional Assistant Severely Disabled - 9.5 Mo.	49
Plant Custodian Elementary	1
Principal	1
School Office Assistant Elementary - 10.5 Mo.	1
School Office Manager Elementary - 11 Mo.	1
SPED Mild/Mod	16
SPED Mod/Severe	15



Facilities Facts and Figures:

Year Built	1968
Year Last Modernized	2011
Site Acreage	3.23
Building Sq. Footage	35,569
Site Capacity	893
Classrooms	30
Labs	-
Parent Center	YES
Cafeteria	YES





John ADAMS ELEMENTARY SCHOOL

2130 S. Raitt St. Santa Ana, CA 92704 // (714) 967-3100

www.sausd.us/adams

School Principal:

SARA
SHOREY

Grades Served:

K-5

Mascot:

COUGARS

School Colors:

RED, NAVY, AND
WHITE

School Motto: ROAR: Responsibility, Own your actions, Always be prepared, Respect

AFTERSCHOOL OPTIONS:

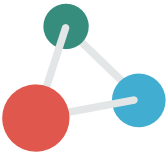
Engage 360 & free tutoring by
credentialed teachers

CLUBS AND EXTRACURRICULAR ACTIVITIES

Chess Club, extended library hours

AWARDS:

Platinum PBIS



School Offerings:


- » Platinum PBIS
- » PBL
- » Rigorous Academics
- » Lexia/Reading Plus
- » ST-Math
- » SIPPS 1-4
- » Restorative Practice
- » CICO
- » Social Skills Groups
- » Mentoring
- » Reading Dogs
- » Mindfulness
- » Saturday Library
- » Parent Center/PTO
- » SAC Parent Courses

What Makes This School Unique:

- » Platinum PBIS
- » Social/Emotional Learning Supports
- » Rigorous Academics
- » Significant growth in reading, math, and English Proficiency/Reclassification as measured by Dibels, Map, and CELDT over the last 4 years.

Parent Engagement:

Parent Center, PTO, SAC classes ongoing for parents (technology and leadership course), volunteerism in the classrooms, with projects, and events.



Projected Enrollment and Staffing:

2018-19 Projected Enrollment	411
2018-19 Projected Staffing (FTE - Full Time Equivalent)	FTE:
Activities Monitor (Activity Supervisor 17-18)	6
Autism Paraprofessional - 9.5 Mo.	6
Computer Technician I - 9.5 Mo. (IA Computer Lab 17-18)	1
Instructional Assistant Severely Disabled - 9.5 Mo.	2
Library Media Technician - 10.5 Mo.	1
Plant Custodian Elementary	1
Principal	1
School Office Manager Elementary - 11 Mo.	1
Site Clerk - 10.5 Mo.	1
SPED Mild/Mod	3
SPED Mod/Severe	4
SSP Special Ed - 9.5 Mo.	3
Teacher	15
TOSA	1
Add FTE - DashBoard Support	1



Facilities Facts and Figures:

Year Built	1958
Year Last Modernized	2009
Site Acreage	6.74
Building Sq. Footage	39,124
Site Capacity	545
Classrooms	26
Labs	1
Parent Center	YES
Cafeteria	YES





George Washington CARVER ELEMENTARY SCHOOL

1401 W. Santa Ana Blvd. Santa Ana, CA 92703 // (714) 564-2000
www.sausd.us/carver

School Principal:

**KIM
AHVARI**

Grades Served:

TK-3

Mascot:

COMETS

School Motto:

**READ, LEAD,
SUCCEED!**

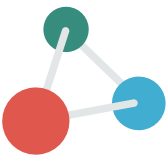
School Mission: To successfully educate all students through high expectations, a commitment to excellence, and equal access to a comprehensive program, emphasizing the belief that all students will learn and become responsible, literate, thinking and contributing members of society.

AFTERSCHOOL OPTIONS:

Engage 360
Girl Scouts

AWARDS:

PBIS Gold Award



What Makes This School Unique:

Carver Elementary School is a TK-3 grade elementary school dedicated to early literacy. Students are exposed on a daily basis to a text rich environment that provides instruction in phonemic awareness, phonics, fluency, comprehension, and writing.

Teachers and parents truly make a difference. Working side by

side, they treat every student as an individual and provide them with instruction that is targeted at their level. Constant collaboration between the school and home provides a safety net for students, allowing them to maximize their potential.

The school prides itself on a 1:1 technology environment. All


classrooms have 30 electronic devices that assist with small group instruction, personalized learning, and creating 21st Century Scholars.

The Arts are celebrated daily at Carver. All students receive weekly music instruction, Meet the Masters art instruction, and participate in grade level performances throughout the year.

Parent Engagement:

Parents are encouraged to be active members in the school community in the following ways:

- » Decision-making Committees such as PTO, School Site Council and ELAC
- » Classes that support the family in discipline, parenting, nutrition, stress management, and academics.
- » Community events such as Fall Festival, Winter Wonderland, Grade Level Performances, and Play works Athletic Events.



Projected Enrollment and Staffing:

2018-19 Projected Enrollment	447
2018-19 Projected Staffing (FTE - Full Time Equivalent)	FTE:
Activities Monitor (Activity Supervisor 17-18)	6
Computer Technician I - 9.5 Mo. (IA Computer Lab 17-18)	1
Instructional Assistant Severely Disabled - 9.5 Mo.	6
Library Media Technician - 10.5 Mo.	1
Plant Custodian Elementary	1
Principal	1
School Office Manager Elementary - 11 Mo.	1
Site Clerk - 10.5 Mo.	1
SPED Mild/Mod	2
SPED Mod/Severe	3
SSP Special Ed - 9.5 Mo.	2
Teacher	16
TOSA	1



Facilities Facts and Figures:

Year Built	1992
Year Last Modernized	-
Site Acreage	3.7
Building Sq. Footage	34,518
Site Capacity	648
Classrooms	29
Labs	1
Parent Center	YES
Cafeteria	YES





Wallace R.
DAVIS ELEMENTARY SCHOOL

1405 French St., Santa Ana, CA 92701 // (714) 564-2200
www.sausd.us/davis

School Principal:

**ROBERT
 ANGUIANO**

Grades Served:

TK-5

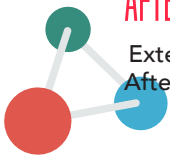
Mascot:

DOLPHINS

School Motto:

**BUILDING 21ST
 CENTURY SCHOLARS**

School Offerings: Davis offers a safe and secure learning environment with a caring and dedicated staff that is student centered and promotes literacy and parent involvement.



AFTERSCHOOL OPTIONS:

Extended library hours,
 Afterschool Soccer Club

CLUBS AND EXTRACURRICULAR ACTIVITIES

Engage 360 After School Program
 Playworks
 Davis School Chess Club

AWARDS:


CABE Seal of Excellence Award, 2001
 Certificated Employee of the Month,
 October, 2017
 Classified Employee of the Month,
 October 2016 & OCDE Nominee

What Makes This School Unique:

- » Former location of SAUSD District Office
- » Opened in 1997 as a year round bilingual and SEI programs school
- » Over 90% of staff has worked at Davis since it opened
- » Community hub with a focus upon literacy and family involvement
- » Dedication and commitment of staff is reflected in awards bestowed upon staff
- » Namesake (Wally Davis) was one of first Latino graduates of UCLA Law School and first Spanish speaking attorney in the City of Santa Ana.

Parent Engagement:

- » Parent trainings/ workshops throughout the year with focus on literacy and family involvement
- » GRIP Greeter Program
- » Parent Volunteer Program
- » Raising Highly Capable Kids Workshops
- » Monthly Parent/ELAC Meetings
- » School Site Council



Projected Enrollment and Staffing:

2018-19 Projected Enrollment	548
2018-19 Projected Staffing (FTE - Full Time Equivalent)	FTE:
Activities Monitor (Activity Supervisor 17-18)	8
Computer Technician I - 9.5 Mo. (IA Computer Lab 17-18)	1
Library Media Technician - 10.5 Mo.	1
Plant Custodian Elementary	1
Principal	1
School Office Manager Elementary - 11 Mo.	1
Site Clerk - 10.5 Mo.	2
SPED Mild/Mod	3
SSP Special Ed - 9.5 Mo.	3
Teacher	20
TOSA	1



Facilities Facts and Figures:

Year Built	1957
Year Last Modernized	-
Site Acreage	4.24
Building Sq. Footage	51,052
Site Capacity	725
Classrooms	33
Labs	2
Parent Center	YES
Cafeteria	YES





DIAMOND ELEMENTARY SCHOOL

1450 S. Center St., Santa Ana, CA 92704 // (714) 480-8100
www.sausd.us/diamond

School Principal:
**DENISE
BERTRAND, ED.D.**

Grades Served:
TK-5

School Colors:
**BLUE AND
YELLOW**

Mascot:
**ERNIE THE
EAGLE**

Mission Statement: Believe, Achieve, Inspire
School Motto: #DreamBig!

AFTERSCHOOL OPTIONS:

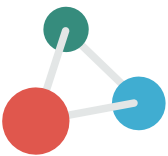
Engage 360

CLUBS AND EXTRACURRICULAR ACTIVITIES

Girls Scouts, Playworks, Big Brothers Big Sister Site base program, Newspaper Club, Good News Club

AWARDS:

2017 PBIS Gold Recognition



School Offerings:


- » AVID Elementary TK-5 school wide,
- » Playworks
- » GRIP
- » Music TK-5,
- » Counseling services
- » 1:1 device program
- » Computer labs
- » iPads
- » Access for all
- » PBIS-Restorative Practices

What Makes This School Unique:

- » Schoolwide AVID Elementary TK-5
- » 1:1 Devices 1st-5th grade
- » Practice inclusion practices
- » Caring and nurturing school climate
- » Partnership with GRIP
- » STEM lab and C.A.F.E coming in 2018

Parent Engagement:

- » Padres en Acción
- » GRIP Greeter Program
- » Parent Workshop and Trainings (Disciplina Positiva, 40 Developmental Assets) SSC/ELAC



Projected Enrollment and Staffing:

2018-19 Projected Enrollment	492
2018-19 Projected Staffing (FTE - Full Time Equivalent)	FTE:
Activities Monitor (Activity Supervisor 17-18)	7
Computer Technician I - 9.5 Mo. (IA Computer Lab 17-18)	1
Library Media Technician - 10.5 Mo.	1
Plant Custodian Elementary	1
Principal	1
School Office Manager Elementary - 11 Mo.	1
Site Clerk - 10.5 Mo.	1
SPED Mild/Mod	2
SSP Special Ed - 9.5 Mo.	2
Teacher	17
TOSA	1



Facilities Facts and Figures:

Year Built	1957
Year Last Modernized	-
Site Acreage	4.24
Building Sq. Footage	51,052
Site Capacity	725
Classrooms	33
Labs	2
Parent Center	YES
Cafeteria	YES





Thomas A. EDISON ELEMENTARY SCHOOL

2063 S. Orange Ave., Santa Ana, CA 92707 // (714) 479-6900
www.sausd.us/edison

School Principal:
**DR. GINA
ZYBURT**

Grades Served:
TK-5
Preschool
(Headstart Program)

Mascot:
EAGLE

School Colors:
**NAVY BLUE, RED,
AND WHITE**

School Motto: Working collaboratively to ensure every student achieves academically, socially, and emotionally.

SCHOOL OFFERINGS

- » STEM
- » Genius Hour, grades 3-5
- » 1:1 technology grades 2-5
- » STEM lab (coding, hands-on engineering).

AFTERSCHOOL OPTIONS:

- » Engage 360
- » Saturday School (designated Saturdays with focus on science, music, and art)

CLUBS & EXTRACURRICULAR ACTIVITIES

- » Peace Patrol
- » Running Club
- » Sports tournaments
- » "Girl Empowerment"
- » Advanced music program
- » Music and acting club
- » Battle of the Books

STUDENT AWARDS:

- » 8 Keys of Excellence (Monthly Awards)
- » ST Math Awards
- » Mighty Eagles
- » Soaring Eagles
- » Academic Achievement Awards
- » Book Sharing with the Principal
- » Leadership in Action Award

What Makes This School Unique:

- » Students engage in Problem Based Learning tasks building knowledge through inquiry based research. During "Genius Hour" students focus research on their own area of interest to solve real world problems.
- » College bound culture permeates the campus where students

- infuse scholarly behaviors in all learning tasks. Students utilize AVID strategies and processes to accelerate learning outcomes for college readiness.
- » Emphasis on healthy living and character development fosters leadership qualities in students which prepares them to be leaders

- of tomorrow.
- » A vibrant parent school community is emphasized and a strong component of success at Edison. Numerous family activities build strong relationships in our school community.

Parent Engagement:

- » Free ESL
- » Nutrition classes
- » Parenting classes
- » Developing Highly Capable Children
- » Family Literacy Workshops

- » Parent/staff activities:
- » Principal/Parent Teas
- » Fall Festival
- » International Day
- » Lunch with a Loved One
- » Reading on the Lawn

- » Read Across America (Poem in Your Pocket)
- » Running Club
- » School Fun Runs
- » Olympic Summer Games
- » Holiday Winter Performance



Projected Enrollment and Staffing:

2018-19 Projected Enrollment	511
2018-19 Projected Staffing (FTE - Full Time Equivalent)	FTE:
Activities Monitor (Activity Supervisor 17-18)	7
Computer Technician I - 9.5 Mo. (IA Computer Lab 17-18)	1
Instructional Assistant Severely Disabled - 9.5 Mo.	4
Library Media Technician - 10.5 Mo.	1
Plant Custodian Elementary	1
Principal	1
School Office Manager Elementary - 11 Mo.	1
Site Clerk - 10.5 Mo.	2
SPED Mild/Mod	2
SPED Mod/Severe	2
SSP Special Ed - 9.5 Mo.	2
Teacher	18
TOSA	1



Facilities Facts and Figures:

Year Built	1951
Year Last Modernized	2012
Site Acreage	3.69
Building Sq. Footage	62,117
Site Capacity	635
Classrooms	37
Labs	3
Parent Center	YES
Cafeteria	YES





Manuel ESQUEDA K-8 ELEMENTARY SCHOOL

2240 S. Main St., Santa Ana, CA 92707 // (714) 431-1500
www.sausd.us/esqueda

School Principal:

**KEVIN
TONAI**

Grades Served:

**TK-8 +
PRESCHOOL**

Mascot:

HUSKY

School Color:

BLUE AND GRAY

School Motto: Esqueda Huskies are "Respectful, Responsible, and Safe"

SCHOOL OFFERINGS:

Robotics, design and modeling, band, Spanish, Flight and Space, Speech and Debate, Leadership, AVID, SIPPS Reading Instruction, Flying Start to Literacy through Boys and Girls Club, field trips, music encounters, and other programs.

AFTERSCHOOL OPTIONS:

Tutoring, Engage 360, Intramural Athletics, Saturday WIN program, Girl Scouts, extra library hours, community events, School on Wheels, ELD Transition Program

CLUBS & EXTRACURRICULAR ACTIVITIES

PAC Leadership, cheerleading, dance, musical theater, Math Field Day, Speech and Debate, Runstrong, Husky Club, Art Club

AWARDS:

Gold Medal Award for PBIS Implementation, various award recipients from Math Field Day, First Place in Small Schools Division of Speech and Debate Competition, various medal recipients and district athletic events, Artspiration award recipients.

What Makes This School Unique:

- » Comprehensive education for students from Preschool through eighth grade.
- » Small school environment in middle school.
- » Various cross-age tutoring/mentoring activities throughout the year.
- » Various restorative practice and social emotional learning supports through the OCDE, OC Health Care Agency, OC Asian Pacific Islander Community Alliance, Healthy Tomorrows and other agencies.
- » Playworks program, which provides support and leadership opportunities for students at recess.
- » Nurturing, rigorous, and engaging educational environment for all students.

Parent Engagement:

- » Community Worker through Padres Unidos
- » Disciplina Positiva workshop for parents
- » Other parent meetings on various topics
- » Volunteer opportunities through PTA



Projected Enrollment and Staffing:

2018-19 Projected Enrollment	1098
2018-19 Projected Staffing (FTE - Full Time Equivalent)	FTE:
Activities Monitor (Activity Supervisor 17-18)	15
Assessment and Data Specialist - 11 Mo.	1
Assistant Principal	1
Counselor	1
Computer Technician I - 9.5 Mo. (IA Computer Lab 17-18)	1
Library Media Technician - 10.5 Mo.	1
Plant Custodian Elementary	1
Principal	1
School Office Manager Elementary - 11 Mo.	1
Site Clerk - 10.5 Mo.	3
SPED Mild/Mod	5
SSP Special Ed - 9.5 Mo.	5
Teacher	39
Additional AP/Site Coordinator	0.5



Facilities Facts and Figures:

Year Built	2003
Year Last Modernized	-
Site Acreage	8.30
Building Sq. Footage	69,057
Site Capacity	1,257
Classrooms	48
Labs	5
Parent Center	YES
Cafeteria	YES





Benjamin FRANKLIN ELEMENTARY SCHOOL

210 W. Cubbon St., Santa Ana, CA 92701 // (714) 564-2900
www.sausd.us/franklin

School Principal:

RITA
PEREIRA

Grades Served:

TK-5

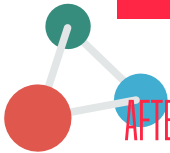
Mascot:

LIGHTNING
BOLT

School Motto:

READING IS
POWER

School Offerings: Equitable access to a high quality curricular and instructional program that is accessible from school and home that will build the necessary skills and values to become productive citizens in the 21st century. Students and staff will work in a healthy, safe and secure environment to support learning.



AFTERSCHOOL OPTIONS:

Engage 360
Afterschool interventions in
Language Arts and Math

CLUBS AND EXTRACURRICULAR ACTIVITIES

Math Club

AWARDS:

Gold Ribbon Award 2016, Academic
Excellence Title I, PBIS Silver 2016,
PBIS Gold Award 2017, Orange County
Department of Education Award
for the highest number of English
Reclassification 2017

What Makes This School Unique:

- » Differentiated instruction,
- » Concentration on literacy (every child will read at grade level by third grade)
- » Academic rigor
- » Blended instruction

Parent Engagement:

Parent Center to open this year, SSC, DELAC, parenting classes, counseling and social worker helping and supporting parents.



Projected Enrollment and Staffing:

2018-19 Projected Enrollment	408
2018-19 Projected Staffing (FTE - Full Time Equivalent)	FTE:
Activities Monitor (Activity Supervisor 17-18)	6
Computer Technician I - 9.5 Mo. (IA Computer Lab 17-18)	1
Library Media Technician - 10.5 Mo.	1
Plant Custodian Elementary	1
Principal	1
School Office Manager Elementary - 11 Mo.	1
Site Clerk - 10.5 Mo.	1
SPED Mild/Mod	2
SSP Special Ed - 9.5 Mo.	2
Teacher	13
TOSA	1



Facilities Facts and Figures:

Year Built	1932
Year Last Modernized	2011
Site Acreage	2.57
Building Sq. Footage	43,082
Site Capacity	519
Classrooms	22
Labs	1
Parent Center	YES
Cafeteria	YES





John C.

FREMONT ELEMENTARY SCHOOL

*1930 West Tenth Street, Santa Ana, CA 92703 // (714) 972-4300
www.sausd.us/fremont*

School Principal:

**MARICELA
ROQUE**

Grades Served:

PRE-K-5

Mascot:

**FREMONT
GOLDEN BEAR**

School Colors:

RED & GOLD

School Motto: Golden Bears make PAWS-itive choices all of the time!

School Offerings: AVID; Playworks, No Excuses University, GRIP, pre-school program, 1:1 Chromebooks K-5, GRIP mentor, WIN Saturday program, monthly Saturday Storytime, Phoenix House, Kid Healthy – Padres en Acción, Orange County Padres Unidos, Padres Unidos Parent-Child Early Literacy Class, Turning Point Center for Families

AFTERSCHOOL OPTIONS:

- » Engage 360
- » Grade 1 reading tutorial

CLUBS AND EXTRACURRICULAR ACTIVITIES

- » Book Club,
- » Student Council
- » Junior Coaches Program through Playworks
- » Yearbook Club
- » Girl Scouts
- » Within Engage 360 are clubs like Gardening, Drawing, Soccer, Movie, Career, Ocean and Karate

AWARDS:

- » Gold Medal 2016-2017 – CA PBIS Recognition

What Makes This School Unique:

- » Fifth grade Science Camp in San Bernardino Mountains
- » AVID program in K-5
- » 1:1 Chromebooks K-5
- » Student Council
- » Yearbook Club
- » Junior Playworks coaches
- » Adult education collaboration with Santa Ana College that offers adult ESL and computer literacy courses on-campus at Fremont

Parent Engagement:

Parents are encouraged to get involved in Fremont Elementary School's learning community by volunteering their time, attending school events, or sharing in the decision-making process by attending district and site parent meetings. The school welcomes assistance in the classrooms, library, office and during special events. Parents are always invited to help chaperone field trips.

The following Fremont ES organizations provide opportunities for parents to have input on curricular programs, activities, and the design of the school's plan: 1) School Site Council; 2) English Learner Advisory Committee; 3) Parent Teacher Association (PTA); 4) Padres en Accion; 5) GRIP Greeter Program; 6) Padres Unidos; and 7) Adult ESL and computer literacy courses with a unique collaboration with Santa Ana College.



Projected Enrollment and Staffing:

2018-19 Projected Enrollment	534
2018-19 Projected Staffing (FTE - Full Time Equivalent)	FTE:
Activities Monitor (Activity Supervisor 17-18)	8
Computer Technician I - 9.5 Mo. (IA Computer Lab 17-18)	1
Library Media Technician - 10.5 Mo.	1
Plant Custodian Elementary	1
Principal	1
School Office Manager Elementary - 11 Mo.	1
Site Clerk - 10.5 Mo.	2
SPED Mild/Mod	3
SSP Special Ed - 9.5 Mo.	3
Teacher	19
TOSA	1



Facilities Facts and Figures:

Year Built	1973
Year Last Modernized	2010
Site Acreage	2.88
Building Sq. Footage	52,500
Site Capacity	664
Classrooms	26
Labs	1
Parent Center	YES
Cafeteria	YES





James GARFIELD ELEMENTARY SCHOOL

850 Brown St., Santa Ana, CA 92701 // (714) 972-5300
www.sausd.us/garfield

School Principal:

**KASEY
KLAPPENBACK**

Grades Served:

**TK-5 +
PRESCHOOL**

Mascot:

**SWISH THE
GATOR**

School Colors:

GREEN & GOLD

School Motto: Garfield Gators SWISH (Scholarly, Worthy Innovative, Successful, Honorable)

SCHOOL OFFERINGS

- » Focus on early literacy
- » Project Lead the Way
- » Art for all through Meet the Masters
- » Lyricist Lessons 3-5
- » AVID
- » Restorative practices

AFTERSCHOOL OPTIONS:

- » Engage 360
- » Playworks
- » Tutoring
- » Extended blending learning time in computer labs for certain grade levels and students

CLUBS & EXTRACURRICULAR ACTIVITIES

- » Monthly Saturday Engineering is Elementary for 3-5
- » Math Club
- » News Team
- » National History Day Club
- » Battle of the Books Club
- » Junior Coaches, athletics through Playworks

STUDENT AWARDS:

Gold Level PBIS Award

What Makes This School Unique:

- » Culture of inclusion
- » STEAM focus - Project Lead the Way (Engineering and Science Pathway Modules at each grade level)
- » Small Group differentiated reading instruction with technology integration
- » Many real life meaningful learning experiences through field trips
- » The arts matter

Parent Engagement:

Padres Unidos, Padres en Acción, technology classes, ELAC, SSC, PTA, Highly Capable Kids, parent leads with Meet the Masters, Raising Readers book bags in Kindergarten, grade level literacy and Math trainings, English classes



Projected Enrollment and Staffing:

2018-19 Projected Enrollment	767
2018-19 Projected Staffing (FTE - Full Time Equivalent)	FTE:
Activities Monitor (Activity Supervisor 17-18)	11
Computer Technician I - 9.5 Mo. (IA Computer Lab 17-18)	1
Library Media Technician - 10.5 Mo.	1
Plant Custodian Elementary	1
Principal	1
School Office Manager Elementary - 11 Mo.	1
Site Clerk - 10.5 Mo.	2
SPED Mild/Mod	3
SSP Special Ed - 9.5 Mo.	3
Teacher	27
TOSA	1
Add FTE - DashBoard Support	1



Facilities Facts and Figures:

Year Built	1989
Year Last Modernized	-
Site Acreage	6.66
Building Sq. Footage	65,684
Site Capacity	767
Classrooms	35
Labs	2
Parent Center	YES
Cafeteria	YES





GREENVILLE FUNDAMENTAL SCHOOL

3600 S. Raitt St., Santa Ana, CA 92782 // (714) 558-3400
www.sausd.us/greenville

School Principal:

FELISA
GEAR

Grades Served:

TK-5

Mascot:

GREYHOUND

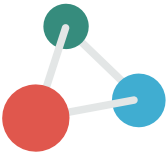
School Colors:

GREEN AND YELLOW

Mission Statement: At Greenville, staff and parents will work together to establish an excellent foundation for lifelong learning, a strong sense of responsibility, and respect for self and others by nurturing, guiding, and challenging all of our students to aim high, take pride in their achievements, and to reach their maximum potential.

AFTERSCHOOL OPTIONS:

Engage 360



CLUBS & EXTRACURRICULAR ACTIVITIES

- » Battle of the Books
- » Math Club
- » Student Council
- » Ballet Folklorico

AWARDS:

- » CABA Seal of Excellence Award - 2001
- » Certificated Employee of the Month - October 2017
- » Classified Employee of the Month - October 2016 & OCDE Nominee

What Makes This School Unique:

Positive school environment that focuses on student learning, with the inclusion of parent participation.

School Offerings:

Staff and parents are committed to a TK-5 instructional program that provides all students with the opportunity to acquire the knowledge and skills needed to become life-long learners, develop problem solving and critical thinking skills, and to gain the cultural understanding, democratic principles and civic values necessary for participation in a democratic society.

Parent Engagement:

- » School Conferences
- » Volunteering
- » Parent Faculty Organization or PFO
- » Helping Our Teachers or HOT committee
- » 4th grade committee
- » 5th grade committee
- » School Site Council
- » Parents in Action
- » English Learner Advisory Committee



Projected Enrollment and Staffing:

2018-19 Projected Enrollment	1056
2018-19 Projected Staffing (FTE - Full Time Equivalent)	FTE:
Activities Monitor (Activity Supervisor 17-18)	14
Assistant Principal	1
Computer Technician I - 9.5 Mo. (IA Computer Lab 17-18)	1
Instructional Assistant Severely Disabled - 9.5 Mo.	2
Library Media Technician - 10.5 Mo.	1
Plant Custodian Elementary	1
Principal	1
School Office Assistant Elementary - 10.5 Mo.	1
School Office Manager Elementary - 11 Mo.	1
Site Clerk - 10.5 Mo.	3
SPED Mild/Mod	3
SPED Mod/Severe	1
SSP Special Ed - 9.5 Mo.	3
Teacher	36



Facilities Facts and Figures:

Year Built	1979
Year Last Modernized	2009
Site Acreage	6.50
Building Sq. Footage	48,858
Site Capacity	1,057
Classrooms	44
Labs	1
Parent Center	YES
Cafeteria	YES





Carl HARVEY ELEMENTARY SCHOOL

1635 S. Center St., Santa Ana, CA 92704 // (714) 479-4200
www.sausd.us/harvey

School Principal:

**ROBERT
MCDONALD**

Grades Served:

TK-5

Mascot:

PANTHER

School Colors:

RED & BLACK

Mission Statement: Staff members are committed to providing an academically challenging, standards-based curriculum utilizing research-based instructional strategies in a safe and engaging learning environment where all students are valued and respected. The school recognizes parents as partners and the important role they play in the academic and social-emotional development of the students. It works together to create a positive and caring environment that promotes intellectual development, encourages creativity, values diversity, and establishes a tradition for achieving one's personal best.

Vision: The Carl Harvey School Community vision is to empower students to become productive citizens who are critical and independent thinkers, as well as collaborative and resourceful problem-solvers in a diverse 21st Century society.

AFTERSCHOOL OPTIONS:

- » Engage 360
- » ASES before school program
- » site-funded after school tutoring

CLUBS & EXTRACURRICULAR ACTIVITIES

End-of-Year Festival and
Talent Show

AWARDS:

- » California Distinguished School (2006, 2010)
- » National Blue Ribbon School (2010)
- » Title I Academic Achievement Award School (2009, 2010, 2011, 2012)

What Makes This School Unique:

- » Outstanding staff who truly know the academic and social-emotional needs of the students and work diligently to provide them all opportunities to be successful.
- » Emphasizes character development through PBIS program that promotes a safe and respectful learning environment and provides opportunities for students to be rewarded with a system of lanyards and dog tags.
- » Students learn about diversity and compassion for others with school's population of moderate/severe special needs students and the joint use of the California Children's Services Medical Therapy Unit on campus.

Parent Engagement:

Program provides multiple opportunities for parent engagement, education, and true interaction with staff and students. Padres en Acción, Padres Unidos, Panther Parent Staff Organization



Projected Enrollment and Staffing:

2018-19 Projected Enrollment	392
2018-19 Projected Staffing (FTE - Full Time Equivalent)	FTE:
Activities Monitor (Activity Supervisor 17-18)	5
Computer Technician I - 9.5 Mo. (IA Computer Lab 17-18)	1
Instructional Assistant Severely Disabled - 9.5 Mo.	2
Library Media Technician - 10.5 Mo.	1
Plant Custodian Elementary	1
Principal	1
Project Coordinator	1
School Office Manager Elementary - 11 Mo.	1
Site Clerk - 10.5 Mo.	1
SPED Mild/Mod	2.5
SPED Mod/Severe	1
SSP Special Ed - 9.5 Mo.	3
Teacher	14
TOSA	1



Facilities Facts and Figures:

Year Built	1977
Year Last Modernized	2010
Site Acreage	4.64
Building Sq. Footage	46,501
Site Capacity	503
Classrooms	22
Labs	1
Parent Center	YES
Cafeteria	YES





Martin R.
HENINGER ELEMENTARY SCHOOL

*417 W. Walnut St., Santa Ana, CA 92701 // (714) 953-3800
 www.sausd.us/heninger*

School Principal:

**WILLIAM
 SKELLY**

Grades Served:

PRE-K-8

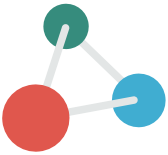
Mascot:

ALL STARS

School Colors:

**PURPLE AND
 GOLD**

School Motto: **Teach, Learn, Show, Create, Communicate, Build and Support!**



SCHOOL OFFERINGS

- » Suzuki Violin (1-5)
- » Ballet Folklorico
- » Youth Cinema Project
- » Band
- » Orchestra
- » Choir
- » Theatre arts
- » Coding
- » Yearbook
- » Playworks

AFTERSCHOOL OPTIONS:

- » Engage 360
- » Tutoring
- » Mariachi de Estrellas

STUDENT AWARDS:

- » California Distinguished School 1997 and 2010
- » California PBIS Coalition Gold Medal

What Makes This School Unique:

- » Commitment to the arts
- » Partnership with UCI for literacy support in grades 1 and 2
- » Partnership with Chapman for Math support for third grade
- » Pre-K-8
- » Sister school with two schools in Tianjin, China

Parent Engagement:

Active PTO, parent engagement room



Projected Enrollment and Staffing:

2018-19 Projected Enrollment	1196
2018-19 Projected Staffing (FTE - Full Time Equivalent)	FTE:
Activities Monitor (Activity Supervisor 17-18)	16
Assessment and Data Specialist - 11 Mo.	1
Assistant Principal	1
Counselor	1
Computer Technician I - 9.5 Mo. (IA Computer Lab 17-18)	1
Library Media Technician - 10.5 Mo.	1
Plant Custodian Elementary	1
Principal	1
School Office Assistant Elementary - 10.5 Mo.	1
School Office Manager Elementary - 11 Mo.	1
Site Clerk - 10.5 Mo.	3
SPED Mild/Mod	6
SSP Special Ed - 9.5 Mo.	6
Teacher	40
Additional AP/Site Coordinator	0.5



Facilities Facts and Figures:

Year Built	1992
Year Last Modernized	-
Site Acreage	6.98
Building Sq. Footage	60,072
Site Capacity	1,128
Classrooms	41
Labs	-
Parent Center	YES
Cafeteria	YES





HEROES ELEMENTARY SCHOOL

1111 Civic Center Drive, Santa Ana, CA 92703 // (714) 568-9600
www.sausd.us/heroes

School Principal:

REBECCA
CHURNSIDE

Grades Served:

TK-5

Mascot:

HUSKY

School Colors:

BLUE & WHITE

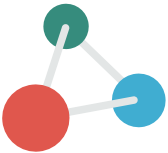
School Motto: "Developing tomorrow's leaders.... Today"

AFTERSCHOOL OPTIONS:

- » Engage 360 program
- » Playworks Junior Coach (leadership program)
- » League play

AWARDS:

- » PBIS gold medal recognition, 2017
- » PBIS silver medal recognition, 2016



What Makes This School Unique:

- » AVID college and career readiness
- » Leadership development
- » Personalized and rigorous academic program
- » Restorative practices implemented schoolwide

Parent Engagement:

Parent leadership classes. Parents on a Mission and Raising Highly Capable Kids classes.



Projected Enrollment and Staffing:

2018-19 Projected Enrollment	601
2018-19 Projected Staffing (FTE - Full Time Equivalent)	FTE:
Activities Monitor (Activity Supervisor 17-18)	9
Computer Technician I - 9.5 Mo. (IA Computer Lab 17-18)	1
Instructional Assistant Severely Disabled - 9.5 Mo.	4
Library Media Technician - 10.5 Mo.	1
Plant Custodian Elementary	1
Principal	1
School Office Manager Elementary - 11 Mo.	1
Site Clerk - 10.5 Mo.	2
SPED Mild/Mod	2.5
SPED Mod/Severe	2
SSP Special Ed - 9.5 Mo.	3
Teacher	20
TOSA	1



Facilities Facts and Figures:

Year Built	2007
Year Last Modernized	-
Site Acreage	3.45
Building Sq. Footage	51,961
Site Capacity	564
Classrooms	28
Labs	1
Parent Center	YES
Cafeteria	YES





Herbert HOOVER ELEMENTARY SCHOOL

408 E. Santa Clara Ave., Santa Ana, CA 92706 // (714) 564-2100

www.sausd.us/hover

School Principal:

ARMANDO
GUTIERREZ

Grades Served:

TK-5

Mascot:

HORNET

School Colors:

BLUE, YELLOW,
AND BLACK

Mission Statement: It is the mission of Hoover Elementary School to build a community of lifelong learners who will strive to achieve their highest academic potential in a safe environment using a rigorous curriculum, based on the Common Core State Standards. All Hoover staff, parents, and community members pursue and explore every resource available to meet the intellectual, physical, and emotional needs of all students so that they become successful, productive, and contributing members of the community.

School Motto: At Hoover, ALL students CAN and WILL learn

AFTERSCHOOL OPTIONS:

Engage 360 operates Monday-Friday immediately after school until 5:45/6 p.m. Transportation is offered for students that stay in the after school program, and leave at 5 p.m.

SCHOOL OFFERINGS:

- » Standards and data driven instruction
- » 1:1 Chrome books in grades 2-5
- » ST Math, Lexia, Accelerated Reader
- » Tutoring and intervention for struggling students
- » Engage 360 After School program
- » Transportation for students before and after school, and from the Engage 360 afterschool program
- » Enrichment opportunities in Engage 360
- » Lunchtime clubs
- » Music and choir program
- » Recognition assemblies and opportunities

Clubs and Extracurricular Activities on Campus

- » Enrichment opportunities are offered to students that attend Engage 360: art, karate, dance, science, and leadership development.
- » Hoover has lunchtime clubs for students. Students in grades 1-3 can participate in Art Club, and students in grades 4-5 can participate in the Media Club. The Media Club produces the Hoover Headlines weekly newscast.

What Makes This School Unique:

Our school is a small campus tucked away in the Santiago Park neighborhood. Students are offered transportation to and from school, as well as from the after school program. Hoover has an intimate feeling, where staff gets to know students well. Students will experience a safe and engaging learning environment, where they will be challenged to reach their fullest potential.

Parent Engagement:

Parent workshops and trainings, School Site Council, English Language Advisory Committee (ELAC), parent meetings. School events: Back to School Night, Jog-a-Thon, Parent/Teacher Conferences, parent volunteers (school and classroom). Open door policy.



Projected Enrollment and Staffing:

2018-19 Projected Enrollment	398
2018-19 Projected Staffing (FTE - Full Time Equivalent)	FTE:
Activities Monitor (Activity Supervisor 17-18)	6
Computer Technician I - 9.5 Mo. (IA Computer Lab 17-18)	1
Instructional Assistant Severely Disabled - 9.5 Mo.	4
Library Media Technician - 10.5 Mo.	1
Plant Custodian Elementary	1
Principal	1
School Office Assistant Elementary - 10.5 Mo.	1
School Office Manager Elementary - 11 Mo.	1
Site Clerk - 10.5 Mo.	1
SPED Mild/Mod	2.5
SPED Mod/Severe	2
SSP Special Ed - 9.5 Mo.	3
Teacher	12
TOSA	1
Add FTE - DashBoard Support	1



Facilities Facts and Figures:

Year Built	1940
Year Last Modernized	2009
Site Acreage	4.47
Building Sq. Footage	54,836
Site Capacity	490
Classrooms	23
Labs	1
Parent Center	YES
Cafeteria	YES





Andrew

JACKSON ELEMENTARY SCHOOL

1143 S. Nakoma Drive, Santa Ana, CA 92704 // (714) 569-3500

www.sausd.us/jackson

School Principal:

**NORRIS
PEREZ**

Grades Served:

TK-5

Mascot:

JAGUARS

School Colors:

**RED, WHITE,
BLUE**

Mission Statement: Teachers and staff at Andrew Jackson Elementary School envision students in the 21st century as accomplished literate and technologically proficient citizens of the world. Teachers and staff will foster, promote and encourage all students to reach their highest academic potential while acknowledging that each student has unique educational needs. In order to assist students in attaining academic excellence and technological competence, student learning will be facilitated by adhering to meaningful lessons using state adopted curriculum taught with rigor and fidelity that honors students' rich cultural background and provides multiple opportunities for student learning. Challenge based active learning environments will be created that support all

students in a fair, equitable, and respectful manner in order to prepare them for the ever-changing challenges of life.

School Offerings: Extended Day Kindergarten, Gifted and Talented Education program (GATE), No Excuses University college program, University Starts Now (NEU) college prep program, instrumental music and choir, Positive Behavior Interventions and Support (PBIS), 1:1 technology devices for all students, Teaching Garden, Padres en Acción, Lunchtime Fitness Program, summer enrichment, inclusive practices for all students, Engage 360, Head Start, Phoenix House, Kids Good News Club, Parent Wellness classes, Kids Run the O.C., AVID in grades 4-5, caring staff. Active parent involvement. Beautiful campus.

AFTERSCHOOL OPTIONS:

Engage 360 program, Kids Good News Club, Santa Police Athletic and Activities Program, small group tutoring

CLUBS & EXTRACURRICULAR ACTIVITIES

Kids Run the O.C. (KROC) student running club, Kids Good News Club, Santa Police Athletic and Activities Program

AWARDS:

- » Governor's Fitness Challenge, which netted the school a \$100,000 state of the art fitness gym.
- » City of Santa Ana Community Building Award
- » Mayor's Award for Sports
- » Health and Fitness Initiative of the Year
- » City of Santa Ana Exceptional Quality Service Award
- » Golden Bell, Lunchtime Fitness Program
- » United States House of Representatives recognition: Lunchtime Fitness Program
- » Congressional Recognition: Lunchtime Fitness Program
- » California Legislature Assembly Recognition: Lunchtime Fitness Program
- » State of California Senate Recognition: partnership with Santa Ana Police Department
- » Recipient of the Los Angeles Galaxy mini-pitch award

What Makes This School Unique:

Lunchtime Fitness Program. For the last 10 years, fifth graders have had the highest PFT scores in SAUSD and are among the highest in California. Extended day Kindergarten program. No Excuses University program builds a bridge for all students to attend college by promoting a comprehensive college readiness model starting in pre-Kinder. Jackson is recognized for its premier Inclusive Practices model.

Parent Engagement:

- » Padres en Acción
- » Padres Promotores
- » ELAC Committee
- » PTO
- » Raising Highly Capable Kids
- » Wellness parent workshops



Projected Enrollment and Staffing:

2018-19 Projected Enrollment	776
2018-19 Projected Staffing (FTE - Full Time Equivalent)	FTE:
Activities Monitor (Activity Supervisor 17-18)	11
Computer Technician I - 9.5 Mo. (IA Computer Lab 17-18)	1
Instructional Assistant Severely Disabled - 9.5 Mo.	4
Library Media Technician - 10.5 Mo.	1
Plant Custodian Elementary	1
Principal	1
School Office Assistant Elementary - 10.5 Mo.	1
School Office Manager Elementary - 11 Mo.	1
Site Clerk - 10.5 Mo.	2
SPED Mild/Mod	4
SPED Mod/Severe	2
SSP Special Ed - 9.5 Mo.	4
Teacher	27
TOSA	1



Facilities Facts and Figures:

Year Built	1962
Year Last Modernized	2009
Site Acreage	9.52
Building Sq. Footage	79,188
Site Capacity	1,115
Classrooms	52
Labs	1
Parent Center	YES
Cafeteria	YES





Thomas JEFFERSON ELEMENTARY SCHOOL

1522 W. Adams St., Santa Ana, CA 92704 // (714) 285-3700
www.sausd.us/jefferson

School Principal:
**DR. FERNANDO
DURÁN, PH.D.**

Grades Served:
K-5

Mascot:
JAGUAR

School Colors:
**BLUE AND
YELLOW**

Vision: Jefferson Elementary School staff will provide a safe and positive learning environment, with the collaborative efforts of parents, staff and the school community, by delivering a 21st century education, and presenting intellectually challenging material to help all scholars become college and career ready, and prepare them to succeed in our complex and diverse global society while developing social skills and self-esteem.

Mission: To implement this vision, Jefferson staff will provide a quality Common Core standards-based instructional program that meets the needs of all scholars, fostering mutual respect and collaboration, and building self-esteem, integrity, and confidence in a rich, safe and supportive, academic environment.

AFTERSCHOOL OPTIONS:

Engage 360, before and
afterschool tutoring

SCHOOL OFFERINGS:

State preschool, Dual and SEI
programs, inclusive practices
for special education students

Clubs and Extracurricular Activities on Campus

Peer Assistance Leadership (PALS), Student Council, instrumental and vocal music, choir, Spring musical, Winter Program, library and computer lab open before and after school, library open during summer

What Makes This School Unique:

Exemplary Dual Language Program, model 1:1 technology initiative, AVID Elementary, Project Based Learning, personalized instruction, Makerspace, flexible room environments, Playworks

Parent Engagement:

Family Nights (STEM, Literacy, GATE), Parent Teacher Organization, Padres en Accion, Padres Promotores de la Educación, technology classes for parents, English Language Advisory Committee (ELAC), School Site Council, Fall Festival, International Festival, Zumba classes for parents and staff



Projected Enrollment and Staffing:

2018-19 Projected Enrollment	700
2018-19 Projected Staffing (FTE - Full Time Equivalent)	FTE:
Activities Monitor (Activity Supervisor 17-18)	10
Computer Technician I - 9.5 Mo. (IA Computer Lab 17-18)	1
Instructional Assistant Severely Disabled - 9.5 Mo.	10
Library Media Technician - 10.5 Mo.	1
Plant Custodian Elementary	1
Principal	1
School Office Assistant Elementary - 10.5 Mo.	1
School Office Manager Elementary - 11 Mo.	1
Site Clerk - 10.5 Mo.	2
SPED Mild/Mod	3
SPED Mod/Severe	5
SSP Special Ed - 9.5 Mo.	3
Teacher	22
TOSA	1
Add FTE - Dual Immersion	2



Facilities Facts and Figures:

Year Built	1965
Year Last Modernized	2010
Site Acreage	9.64
Building Sq. Footage	57,363
Site Capacity	803
Classrooms	39
Labs	-
Parent Center	YES
Cafeteria	YES





KENNEDY ELEMENTARY SCHOOL

1300 E. McFadden Ave., Santa Ana, CA 92705 // (714) 972-5700
www.sausd.us/kennedy

School Principal:

STEVEN
KOTSUBO

Grades Served:

PREK-5

Mascot:

CRUSADER

School Colors:

PURPLE & WHITE

What Makes This School Unique.: Kennedy Elementary is a learning hub for the community. During the evenings, it offers English classes through Santa Ana College, parenting classes through the Minnie Street Family Resource Center, and character clubs from the Lighthouse Learning Center. Kennedy has a family resource center on site for connecting families to community supports. It also offers opportunities for students to discover their talents through arts and music via choir, keyboarding, instrumental music, and mentorship in performing arts from high school students. Kennedy was one of the first schools to offer SIPPS small group reading instruction to students throughout the school day, which has led to some of the highest reading gains based on the Dibels for grades K-3.



AFTERSCHOOL OPTIONS:

- » Engage 360
- » Character Club
- » Girl/Boy Scouts
- » Parent English Classes

CLUBS AND EXTRACURRICULAR ACTIVITIES

- » Engage 360 After School Program
- » Playworks
- » Davis School Chess Club

What Makes This School Unique.:

Kennedy Elementary is a learning hub for the community. During the evenings, it offers English classes through Santa Ana College, parenting classes through the Minnie Street Family Resource Center, and character clubs from the Lighthouse Learning Center. Kennedy has a family resource center on site for connecting families to community supports. It also offers opportunities for students to discover their talents through arts and music via choir, keyboarding, instrumental music, and mentorship in performing arts from high school students. Kennedy was one of the first schools to offer SIPPS small group reading instruction to students throughout the school day, which has led to some of the highest reading gains based on the Dibels for grades K-3.

Parent Engagement.:

Minnie Street Family Resource Center, PTA, Parent in Action



Projected Enrollment and Staffing:

2018-19 Projected Enrollment	668
2018-19 Projected Staffing (FTE - Full Time Equivalent)	FTE:
Activities Monitor (Activity Supervisor 17-18)	9
Computer Technician I - 9.5 Mo. (IA Computer Lab 17-18)	1
Instructional Assistant Severely Disabled - 9.5 Mo.	4
Library Media Technician - 10.5 Mo.	1
Plant Custodian Elementary	1
Principal	1
School Office Assistant Elementary - 10.5 Mo.	1
School Office Manager Elementary - 11 Mo.	1
Site Clerk - 10.5 Mo.	2
SPED Mild/Mod	3
SPED Mod/Severe	2
SSP Special Ed - 9.5 Mo.	3
Teacher	23
TOSA	1



Facilities Facts and Figures:

Year Built	1990
Year Last Modernized	-
Site Acreage	6.00
Building Sq. Footage	55,452
Site Capacity	880
Classrooms	46
Labs	2
Parent Center	YES
Cafeteria	YES





Dr. Martin Luther
KING, JR. ELEMENTARY SCHOOL

1001 S. Graham Lane, Santa Ana, CA 92703 // (714) 972-6000
 www.sausd.us/king, Facebook: King Elementary School, SAUSD

School Principal:

**ELEANOR
 RODRIGUEZ**

Grades Served:

TK-5

Mascot:

KING SCHOLAR

School Colors:

**RED, WHITE &
 BLUE**

Mission Statement: To ensure scholar success, we will provide a rigorous and supportive academic experience that encourages all learners to meet high expectations. By providing a positive school climate, all scholars will develop the personal skills necessary to achieve academic and social goals, including nurturing high motivation, and social and emotional well-being. Our school community is passionate about instilling an awareness and motivation toward obtaining a university degree.

School Offerings: Dual Language Academy. Keyboarding instruction to all second and third graders. Signature program is University Starts Now, creating a culture of college and career readiness through a university partnership in each classroom. King Parent University, which offers parents learning opportunities throughout the school year.

AFTERSCHOOL OPTIONS:

Engage 360 (before school and after school program)

**CLUBS & EXTRACURRICULAR
 ACTIVITIES**

- » Tap Dance Academy
- » Jiji Math Club
- » Playworks Junior Coach
- » Game Room (before school)

AWARDS:

- » CABA Seal of Excellence (2004)
- » California Distinguished School (2010)
- » PBIS Gold Implementation Award (2017)

What Makes This School Unique:

King is committed to preparing all scholars to be successful and responsible global citizens who contribute and thrive in the 21st century. It offers signature programs: Dual Language Academy, University Starts Now/No Excuses University, Fourth and Fifth Grade Student Leadership and Parent University.

Parent Engagement:

King Parent University offers parents opportunities to engage in learning throughout the year. Project 2 Inspire classes empower parents on how navigate the educational system from TK-12. Emotional well-being for parents is offered in the "Having A Healthy Family" class. Parent leaders are also trained to facilitate the Raising Highly Capable Kids class, which empowers families for success by teaching asset strategies to parents.



Projected Enrollment and Staffing:

2018-19 Projected Enrollment	646
2018-19 Projected Staffing (FTE - Full Time Equivalent)	FTE:
Activities Monitor (Activity Supervisor 17-18)	9
Computer Technician I - 9.5 Mo. (IA Computer Lab 17-18)	1
Library Media Technician - 10.5 Mo.	1
Plant Custodian Elementary	1
Principal	1
School Office Manager Elementary - 11 Mo.	1
Site Clerk - 10.5 Mo.	2
SPED Mild/Mod	2.5
SSP Special Ed - 9.5 Mo.	3
Teacher	23
TOSA	1
Add FTE - DashBoard Support	1
Add FTE - Dual Immersion	1



Facilities Facts and Figures:

Year Built	1991
Year Last Modernized	-
Site Acreage	5.38
Building Sq. Footage	57,033
Site Capacity	854
Classrooms	39
Labs	1
Parent Center	YES
Cafeteria	YES





LINCOLN ELEMENTARY SCHOOL

425 S. Sullivan St., Santa Ana CA, 92704 // (714) 972-6200
www.sausd.us/lincoln

School Principal:

**EDNA
VELADO**

Grades Served:

PRESCHOOL-5

Mascot:

LION

School Colors:

**ROYAL BLUE &
YELLOW**

School Motto: Lincoln Scholars are Respectful, Responsible and Results Driven!

SCHOOL OFFERINGS:

- » Extended library and computer lab hours
- » WIN Program
- » Music for students in 3-5

AFTERSCHOOL OPTIONS

Engage 360

AWARDS:

- » Gold Ribbon Award
- » Gold PBIS Implementation Award
- » Title I Academic Achievement Award



Clubs and Extracurricular Activities on Campus

Peer Assistance Leadership (PALS), Student Council, instrumental and vocal music, choir, Spring musical, Winter Program, library and computer lab open before and after school, library open during summer, Newspaper Club, National History Club, Math Club and Technology-Robotics Club

What Makes This School Unique:

- » Students receive extra supports through Boys/Girls Club Literacy, Raising a Reader, PBIS, Counseling, GATE, Technology, GRIP (Gang Reduction Intervention Partnership), Playworks and Inclusive Practices.
- » Lincoln students learn about each other's unique qualities, share their own backgrounds with pride during lunch with the Principal or Teacher, assemblies, STEM Fieldtrips-(STARBASE, Inside the Outdoors, Ocean Institute, Discovery Cube), and other incentives for attendance and behavior.
- » The school receives numerous supports for our families including Weekend Backpack Food Distribution Program, Mexican Consulate, Vista Verde Elementary- Sister School (IUSD) and Tzu Chi Foundation.
- » Students in grades 2-5 have individual Chromebooks which allows them access to myON, ST Math, Lexia, Smarty Ants and Accelerated Reader.

Parent Engagement:

There are a variety of opportunities for parents to be involved or trained such as Project 2 Inspire, GRIP Student/Parent Programs, SSC, ELAC, PTA, District Parent Conference and DAC/DELAC. The school also offers workshops and classes on the District Portal Access Parent Workshop, as well as, English/Spanish and Adult computer classes.



Projected Enrollment and Staffing:

2018-19 Projected Enrollment	805
2018-19 Projected Staffing (FTE - Full Time Equivalent)	FTE:
Activities Monitor (Activity Supervisor 17-18)	11
Assistant Principal	1
Computer Technician I - 9.5 Mo. (IA Computer Lab 17-18)	1
Instructional Assistant Severely Disabled - 9.5 Mo.	4
Library Media Technician - 10.5 Mo.	1
Plant Custodian Elementary	1
Principal	1
School Office Manager Elementary - 11 Mo.	1
Site Clerk - 10.5 Mo.	2
SPED Mild/Mod	3
SPED Mod/Severe	2
SSP Special Ed - 9.5 Mo.	3
Teacher	29



Facilities Facts and Figures:

Year Built	1963
Year Last Modernized	2009
Site Acreage	9.53
Building Sq. Footage	83,022
Site Capacity	1,009
Classrooms	52
Labs	4
Parent Center	YES
Cafeteria	YES





LOWELL ELEMENTARY SCHOOL

700 S. Flower St. Santa Ana, CA 92703 // (714) 972-6300

www.sausd.us/lowell

School Principal:
**MIRIAM
GONZÁLEZ-PÉREZ**

Grades Served:
K-5

Mascot:
LIONS

School Colors:
GREEN & GOLD

School Motto: Always Be Your Best!

School Offerings: Dual Program, equity and access (inclusive practices), extended library hours, extended computer hours, parent and family engagement supports

What Makes This School Unique: Traditions, community, connectedness and teacher commitment and dedication

AFTERSCHOOL OPTIONS:

- » Engage 360
- » Boys and Girls Club
- » Kinder Readiness Program
- » Dual Program Intervention

CLUBS AND EXTRACURRICULAR ACTIVITIES

- » Running Club
- » Math Club
- » Winter Program
- » Jog-A-Thon
- » Annual Community Carnival
- » Structured Play

Parent Engagement:

SSC, ELAC, structured play, in-classroom volunteer opportunities, Parent Center, Parent Workshops (Positive Discipline, Latino Health Access, Project 2 Inspire, etc.), Teaching Gardens



Projected Enrollment and Staffing:

2018-19 Projected Enrollment	756
2018-19 Projected Staffing (FTE - Full Time Equivalent)	FTE:
Activities Monitor (Activity Supervisor 17-18)	11
Computer Technician I - 9.5 Mo. (IA Computer Lab 17-18)	1
Instructional Assistant Severely Disabled - 9.5 Mo.	6
Library Media Technician - 10.5 Mo.	1
Plant Custodian Elementary	1
Principal	1
School Office Manager Elementary - 11 Mo.	1
Site Clerk - 10.5 Mo.	2
SPED Mild/Mod	3
SPED Mod/Severe	3
SSP Special Ed - 9.5 Mo.	3
Teacher	26
TOSA	1
Add FTE - DashBoard Support	1
Add FTE - Dual Immersion	3



Facilities Facts and Figures:

Year Built	1972
Year Last Modernized	2010
Site Acreage	5.12
Building Sq. Footage	78,484
Site Capacity	993
Classrooms	41
Labs	1
Parent Center	YES
Cafeteria	YES





James MADISON ELEMENTARY SCHOOL

1124 E. Hobart St. Santa Ana, CA 92707 // 714-972-6400

www.sausd.us/madison

School Principal:

LISA
SOLOMON

Grades Served:

PREK-6

Mascot:

MUSTANGS

School Colors:

RED AND WHITE

School Motto: 2017-2018: Discover the Magic at Madison...the Happiest Place to Learn!

School Offerings: Madison is the "hub of the community" and has established school systems that support student success by working with community partners and organizations. Madison offers students and families all of the support they need to reach their potential and future goals. Madison offers a motivating and engaging, learning environment, rich where students and families are made to feel welcome and safe. Madison values students' linguistic and cultural backgrounds and support them in becoming proficient readers, writers and speakers in English while providing a rigorous, standards-based, instructional program with a goal to have all students be career or college ready.

AFTERSCHOOL OPTIONS:

Engage 360 Afterschool Program, Disney Musical in the Schools, Instrumental and Vocal music, Afterschool Tutoring, Saturday Tutoring, UCI Saturday Science Academy, Saturday Sports

CLUBS AND EXTRACURRICULAR ACTIVITIES

Principal's Advisory Committee (PAC), Disney Musical in the Schools- Aladdin, UCI/ Green Project Saturday SCIENCE ACADEMY, Saturday Sports, Saturday Ballet Folklorico, Yoga Club, Math Club, Tzu Chi Tutoring, Teach Academy Tutoring, UCI tutors

AWARDS:

PBIS Silver Award 2016-2017; Title I Achieving School 208, 2009, 2010; California Distinguished School 2010; ST Math and Music Model Program

What Makes This School Unique:

Pre-Kinder to 6th grade program preparing students for educational choices beyond elementary. All students in Grades 2-6th grade learn to play the Piano. 1:1 access to devices including chromebooks, iPads and computers, grades 2-6. UCI Saturday Science Academy and High School Scholars Program.

Parent Engagement:

Monthly parent meetings, sixth grade Family Science Nights, Madres en Acción, Tejido y Terapia, Madison Park Neighborhood Association, Police Academy & Jr. Cop, ESL and Leadership Classes, Classes, Rosetta Stone, Nutrition and Exercise Classes.



Projected Enrollment and Staffing:

2018-19 Projected Enrollment	1030
2018-19 Projected Staffing (FTE - Full Time Equivalent)	FTE:
Activities Monitor (Activity Supervisor 17-18)	13
Assistant Principal	1
Computer Technician I - 9.5 Mo. (IA Computer Lab 17-18)	1
Instructional Assistant Severely Disabled - 9.5 Mo.	6
Library Media Technician - 10.5 Mo.	1
Plant Custodian Elementary	1
Principal	1
School Office Manager Elementary - 11 Mo.	1
Site Clerk - 10.5 Mo.	2
SPED Mild/Mod	4
SPED Mod/Severe	3
SSP Special Ed - 9.5 Mo.	4
Teacher	33
Additional AP/Site Coordinator	0.5



Facilities Facts and Figures:

Year Built	1957
Year Last Modernized	2011
Site Acreage	6.12
Building Sq. Footage	65,909
Site Capacity	1,167
Classrooms	52
Labs	3
Parent Center	YES
Cafeteria	YES





Glenn L. MARTIN ELEMENTARY SCHOOL

939 W. Wilshire Ave., Santa Ana, CA 92707 // (714) 480- 8000
www.sausd.us/martin

School Principal:

PETER
RICHARDSON

Grades Served:

K-5 + STATE PRE-
SCHOOL & MITCHELL
PRE-K SPEECH

Mascot:

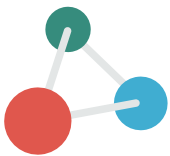
FLYER

School Colors:

NAVY BLUE &
GOLD

School Motto: "Go Forth and Achieve"

School Offerings: Comprehensive education that includes the nurturing of social-emotional health, English language development and academic achievement.



AFTERSCHOOL OPTIONS:

Engage 360 (K-5) that includes Karate, dance, public speaking, art, and homework support

CLUBS & EXTRACURRICULAR ACTIVITIES

- » Speech and Debate Team (grades 4-5)
- » Tap Dance (4-5)
- » Design Class (4-5)
- » Girls on the Run (3-5)
- » Cub Scouts (K-5)

AWARDS:

- » English Language Arts SBAC scores in the top third of SAUSD elementary schools (2016-17)
- » Math SBAC scores in the top quarter of SAUSD elementary schools (2016-17)
- » California School Dashboard: Blue level in English Learner Rate and Blue level in Suspension Rate (Spring, 2017)

What Makes This School Unique:

Highly qualified, experienced teachers on a well-kept, campus that is easy to access by car or on foot. The campus is secure, with all visitors required to check in. Behavioral expectations all staff and students are positive and explicitly taught to be respectful, responsible and safe. 1:1 device to student ratio. Extensive school library open to students and parents before school. Music classes (including percussion and mariachi, for students in grades 3-5). Excellent culture of parent engagement and support.

Parent Engagement:

Project 2 Inspire Parent Leadership Classes, Raising Highly Capable Children, Padres Promotores, Padres Unidos Parents as Educators Program, Crafts Club, technology classes, community worker support, Parent Resource Room



Projected Enrollment and Staffing:

2018-19 Projected Enrollment	646
2018-19 Projected Staffing (FTE - Full Time Equivalent)	FTE:
Activities Monitor (Activity Supervisor 17-18)	9
Computer Technician I - 9.5 Mo. (IA Computer Lab 17-18)	1
Instructional Assistant Severely Disabled - 9.5 Mo.	6
Library Media Technician - 10.5 Mo.	1
Plant Custodian Elementary	1
Principal	1
School Office Manager Elementary - 11 Mo.	1
Site Clerk - 10.5 Mo.	2
SPED Mild/Mod	2.5
SPED Mod/Severe	3
SSP Special Ed - 9.5 Mo.	3
Teacher	22
TOSA	1



Facilities Facts and Figures:

Year Built	1951
Year Last Modernized	2009
Site Acreage	8.30
Building Sq. Footage	54,780
Site Capacity	806
Classrooms	40
Labs	2
Parent Center	YES
Cafeteria	YES





MONROE ELEMENTARY SCHOOL

417 E. Central Ave., Santa Ana, CA 92707 // (714) 569-9700
www.sausd.us/monroe

School Principal:

**BETTY
TAMARA-RIOS**

Grades Served:

TK-5

Mascot:

EAGLE

School Colors:

GOLD & BLUE

Mission Statement: The Monroe Elementary School educational program is dedicated to academic excellence and the development of life-long learners. Instruction is driven by current research-based practices focused on positive behaviors, student engagement using academic language, and preparing scholars with the skills necessary for college and career success in the 21st century.

School Offerings: Excellent instructional program, STEAM school, dedicated and committed staff, extra-curricular and enrichment programs, full day Kindergarten, preschool, access to 1:1 devices, excellent partnerships.

What Makes This School Unique: Small school where every scholar counts, strong instructional program, STEAM program, variety of extra-curricular activities and field trips.

AFTERSCHOOL OPTIONS:

Engage 360, Summer Enrichment Program, Girl Scouts, afterschool technology tutoring, extended library hours, extended computer lab hours

CLUBS & EXTRACURRICULAR ACTIVITIES

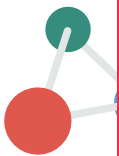
Film making class, tap dancing class, art journaling class, Student Council

AWARDS:

California Distinguished School, Title I Academic Achievement School, PBIS Gold

Parent Engagement:

Padres Unidos classes, Padres Activos Program, parenting classes, School Site Council, ELAC meetings, PTO meetings





Projected Enrollment and Staffing:

2018-19 Projected Enrollment	301
2018-19 Projected Staffing (FTE - Full Time Equivalent)	FTE:
Activities Monitor (Activity Supervisor 17-18)	5
Computer Technician I - 9.5 Mo. (IA Computer Lab 17-18)	1
Library Media Technician - 10.5 Mo.	1
Plant Custodian Elementary	1
Principal	1
School Office Manager Elementary - 11 Mo.	1
Site Clerk - 10.5 Mo.	1
SPED Mild/Mod	2
SSP Special Ed - 9.5 Mo.	2
Teacher	10
TOSA	1



Facilities Facts and Figures:

Year Built	1973
Year Last Modernized	2010
Site Acreage	6.6
Building Sq. Footage	41,837
Site Capacity	519
Classrooms	25
Labs	2
Parent Center	YES
Cafeteria	YES





MONTE VISTA ELEMENTARY SCHOOL

2116 W. Monta Vista Ave., Santa Ana, CA 92704 // (714) 564-8500
www.sausd.us/montevista

School Principal:

MEG
GREENE

Grades Served:

PREK-5

Mascot:

MUSTANGS

School Colors:

BLUE AND RED

School Motto: Mustangs are College Bound!

Mission Statement: Monte Vista is developing 21st century college bound scholars in a positive school culture where the school provides a well-rounded learning experience that will prepare scholars for a meaningful future. It is developing respectful, responsible citizens that are prepared to make positive contributions to the local and global community.

School Offerings: Personalized and engaging academic program utilizing digital learning tools. Mentors to motivate and connect students to their future. AVID, Growth Mindset: Yes We Can!, MindUp Curriculum, Teaching Garden



AFTERSCHOOL OPTIONS:

Engage 360

CLUBS AND EXTRACURRICULAR ACTIVITIES

Speech and Debate Club, Performing arts camps, Tap Dance, architecture and design, Coding and Robotics Club, Aspiring Authors Club, Friendship Club, Reading Club, Good News Club, Leadership, Playworks Jr. Coach, Intramurals Sports

AWARDS:

PBIS Gold Standard School

What Makes This School Unique:

Mentors to motivate and connect students to their future. Wide variety of partnerships to offer experiences and opportunities to broaden Mustang scholars view of the world including Blizzard Entertainment, ALBI (Active Learning Believe and Inspire), SAUSD High School leaders, Youth and Government

Parent Engagement:

English as a Second Language Class, parent leadership, parent greeters, volunteers, library support, playground support



Projected Enrollment and Staffing:

2018-19 Projected Enrollment	490
2018-19 Projected Staffing (FTE - Full Time Equivalent)	FTE:
Activities Monitor (Activity Supervisor 17-18)	7
Computer Technician I - 9.5 Mo. (IA Computer Lab 17-18)	1
Instructional Assistant Severely Disabled - 9.5 Mo.	4
Library Media Technician - 10.5 Mo.	1
Plant Custodian Elementary	1
Principal	1
School Office Assistant Elementary - 10.5 Mo.	1
School Office Manager Elementary - 11 Mo.	1
Site Clerk - 10.5 Mo.	1
SPED Mild/Mod	2
SPED Mod/Severe	2
SSP Special Ed - 9.5 Mo.	2
Teacher	16
TOSA	1



Facilities Facts and Figures:

Year Built	1956
Year Last Modernized	2009
Site Acreage	9.98
Building Sq. Footage	45,419
Site Capacity	622
Classrooms	31
Labs	1
Parent Center	YES
Cafeteria	YES





JOHN MUIR FUNDAMENTAL SCHOOL

1951 Mabury St., Santa Ana, CA 92705 // (714) 972-6700
www.sausd.us/muir

School Principal:

LAURA
MARTIN

Grades Served:

TK-5

Mascot:

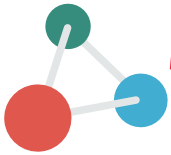
EAGLE

School Colors:

RED, WHITE &
BLUE

School Motto: John Muir "Where Students Soar"

What does our school offer? AVID and Project Lead the Way



AFTERSCHOOL OPTIONS:

Engage 360

CLUBS & EXTRACURRICULAR ACTIVITIES

Math Club, Ripple Kids Club,
America on Track

AWARDS:

National Blue Ribbon School,
California Distinguished School,
Civic Learning Award of Merit,
PBIS Gold Star School, CBEE
Honor Roll School, Title I
Academic Achievement Award

What Makes This School Unique:

John Muir is a certified AVID school, a Project Lead the Way School concentrating on 21st century skills. It places an emphasis on student character and development. Muir is also a PBIS gold star school that focuses on positive behaviors on campus.

Parent Engagement:

Each year Muir offers a 13-week parenting program called Raising Highly Capable Kids. The school's Parent Faculty Organization (PFO) helps to organize fundraising opportunities as well as community events and all parents are encouraged to join. Muir has a monthly coffee with the principal to update parents on events, information and how to help their child's academic success. Muir asks that each parent volunteer a minimum of 5 hours each year.



Projected Enrollment and Staffing:

2018-19 Projected Enrollment	906
2018-19 Projected Staffing (FTE - Full Time Equivalent)	FTE:
Activities Monitor (Activity Supervisor 17-18)	13
Assistant Principal	1
Computer Technician I - 9.5 Mo. (IA Computer Lab 17-18)	1
Instructional Assistant Severely Disabled - 9.5 Mo.	4
Library Media Technician - 10.5 Mo.	1
Plant Custodian Elementary	1
Principal	1
School Office Manager Elementary - 11 Mo.	1
Site Clerk - 10.5 Mo.	2
SPED Mild/Mod	3
SPED Mod/Severe	2
SSP Special Ed - 9.5 Mo.	3
Teacher	31



Facilities Facts and Figures:

Year Built	1970
Year Last Modernized	2009
Site Acreage	8.86
Building Sq. Footage	75,388
Site Capacity	1,077
Classrooms	42
Labs	3
Parent Center	YES
Cafeteria	YES





PÍO PICO ELEMENTARY

DUAL LANGUAGE ACADEMY SCHOOL

931 W. Highland St., Santa Ana, CA 92703 // (714) 972-7500

www.sausd.us/piopico

School Principal:

DR. LUPE
GÓMEZ

Grades Served:

TK-5

Mascot:

PALOMA DE
PAZ

School Colors:

NAVY BLUE, SKY
BLUE & GRAY

School Motto: Every student matters. Every moment counts. Cada estudiante es importante. Cada momento cuenta.

School Offerings: Dual Language Academy, full day Kindergarten, small group instruction during the school day, Mariachi, Restorative Practices: Circulos de Paz, Zones of Regulation Curriculum, Second Chance Breakfast, 1:1 device in grades 1-5, 2:1 device in TK-K, Gang Reduction and Intervention Partnership (GRIP).

Enriching school culture through PBIS and Restorative Practices: The Pío Pico learning community provides a safe learning environment driven by proven research-based strategies such as Positive Behavior Interventions and Supports (PBIS), and Restorative Practices. The school supports, teaches, models, and empowers students to become active participants and contributors at school and in the community.

AFTERSCHOOL OPTIONS:

Engage 360, GATE Enrichment Program, school library open after school for community use, school computer labs open after school for community use, access to online academic programs from home

CLUBS & EXTRACURRICULAR ACTIVITIES

Student Leadership, Mindful Monday Morning Yoga, Workout Wednesdays Club, Mariachi, Boy Scouts of America, Girls Scouts

PERSONALIZED & RIGOROUS ACADEMIC PROGRAM:

Pío Pico we strongly believes every student matters and every moment counts. To that end, it provides all incoming TK and Kinder students a full day of instruction. In addition, it delivers personalized, student-centered instruction which accelerates learning.

What Makes This School Unique:

Dual Language Academy: Pío Pico Elementary provides a dual language learning experience for our scholars. The focus of the program is to strengthen biliteracy, attain high levels of academic excellence in both Spanish and English and for scholars to be socio-cultural proficient in order to develop and enhance pride in their heritage. As well as facilitate stronger family and community connections, while gaining appreciation and respect for diversity.

Parent Engagement:

Parent Center, Family Nights: Math, Literacy and STEAM, Cafecito con la Directora, Monthly Parent Meetings



Projected Enrollment and Staffing:

2018-19 Projected Enrollment	573
2018-19 Projected Staffing (FTE - Full Time Equivalent)	FTE:
Activities Monitor (Activity Supervisor 17-18)	8
Computer Technician I - 9.5 Mo. (IA Computer Lab 17-18)	1
Library Media Technician - 10.5 Mo.	1
Plant Custodian Elementary	1
Principal	1
School Office Manager Elementary - 11 Mo.	1
Site Clerk - 10.5 Mo.	2
SPED Mild/Mod	3
SSP Special Ed - 9.5 Mo.	3
Teacher	19
TOSA	1
Add FTE - Dual Immersion	3



Facilities Facts and Figures:

Year Built	1991
Year Last Modernized	2009
Site Acreage	4.63
Building Sq. Footage	60,652
Site Capacity	677
Classrooms	32
Labs	2
Parent Center	YES
Cafeteria	YES





Lydia
ROMERO-CRUZ ELEMENTARY SCHOOL

2701 W. Fifth St., Santa Ana, CA 92703 // (714) 564-8000
www.sausd.us/romerocruz

School Principal:

**DIANA
TORRES**

Grades Served:


TK, K, 1, 4 & 5;
EXPANDING TO TK-5 FOR
SCHOOL YEAR 2018-19

Mascot:

**WHITE BANGLE
TIGER**

School Colors:

**ROYAL BLUE,
WHITE & BLACK**



What Makes This School Unique: The school philosophy supports the whole child approach to education focusing on both, academic excellence and socio-emotional growth. Lydia Romero-Cruz Elementary is a leading school in Orange County offering a TK-8 English/Spanish Dual-language Immersion program. The school's commitment to prepare all students to succeed in college and careers begins in Transitional Kindergarten with schoolwide implementation of AVID Elementary. Romero-Cruz encourages and supports early learning by offering full day and half-day pre-school programs and extended-day Transitional Kindergarten and Kindergarten classes.

Afterschool Options:

Engage 360, library extended hours,
academic tutoring

Parent Engagement:

Dedicated parent center with technology access and support. Community liaison services. Opportunities to volunteer in the classroom and schoolwide events scheduled throughout the year. Parent/Teacher Organization (PTO) membership. School Site Council. Monthly parent meetings. Parenting classes and workshops. Family night events scheduled throughout the school year.



Projected Enrollment and Staffing:

2018-19 Projected Enrollment	213
2018-19 Projected Staffing (FTE - Full Time Equivalent)	FTE:
Activities Monitor (Activity Supervisor 17-18)	3
Computer Technician I - 9.5 Mo. (IA Computer Lab 17-18)	1
Library Media Technician - 10.5 Mo.	1
Plant Custodian Elementary	1
Principal	1
School Office Assistant Elementary - 10.5 Mo.	1
School Office Manager Elementary - 11 Mo.	1
Site Clerk - 10.5 Mo.	1
SPED Mild/Mod	1.5
SSP Special Ed - 9.5 Mo.	2
Teacher	8
TOSA	1
Add FTE - Dual Immersion	1



Facilities Facts and Figures:

Year Built	1975
Year Last Modernized	-
Site Acreage	7.6
Building Sq. Footage	38,220
Site Capacity	332
Classrooms	24
Labs	1
Parent Center	YES
Cafeteria	NO





Theodore ROOSEVELT ELEMENTARY SCHOOL

501 S. Halladay St., Santa Ana, CA 92701 // (714) 564-1200

www.sausd.us/roosevelt

School Principal:

JUAN JAMIE
RAMIREZ

Grades Served:

K-5

Mascot:

ROOSEVELT
ROADRUNNERS

School Colors:

NAVY BLUE
AND GOLD

Mission Statement: The mission of Roosevelt Elementary is to provide and promote high academics for all students. We encourage our children to make connections between new learning and prior knowledge. We believe that students should know what standards are expected of them and achieve them. Children thrive when expectations are high. Children learn best when they are in a clean, safe and caring environment. At Roosevelt, we make connections with our parents, families, and community. We support our children learning life, social skills and academics. Roosevelt provides opportunities for our students to become successful, productive citizens of the 21st century.

School Offerings: Extended library time and before school academic support via Learning Programs: Jiji, Lexia and Myon and Smarty Ants. For parents, there are English classes, computer classes and a Parent Center.

AFTERSCHOOL OPTIONS:

Engage 360

CLUBS & EXTRACURRICULAR ACTIVITIES

Math Field Day Club, History Club,
Reading Club

AWARDS:

California PBIS Coalition Gold
Implementation Award

What Makes This School Unique:

Roosevelt is a Project Lead the Way (PLTW) school, a program that creates an engaging, hands-on classroom environment and empowers students to develop knowledge and skills they need to thrive. The school has the Police Athletic and Activity League (SAAPAL), a partnership with the Santa Ana Police that employs educational, athletic and recreational activities to create trust and understanding between youth and law enforcement.

Parent Engagement:

Crystal Cove Restoration Project. Project CRYSTAL, a partnership among UCI's School of Education and Center for Environmental Biology, the Crystal Cove Conservancy, Crystal Cove State Park and Roosevelt Elementary school. OC GRIP: a collaboration between the Orange County District, District Attorney's Office, Orange County Sheriff's Department and the Orange County Probation Department with the goal to prevent minors joining criminal street gangs. As part of GRIP, over 25 parents greet students every morning. Roosevelt is also implementing Systematic Instruction in Phonological Awareness, Phonics, and Sight Words (SIPPS) in K-3 to help our students with reading.



Projected Enrollment and Staffing:

2018-19 Projected Enrollment	597
2018-19 Projected Staffing (FTE - Full Time Equivalent)	FTE:
Activities Monitor (Activity Supervisor 17-18)	8
Computer Technician I - 9.5 Mo. (IA Computer Lab 17-18)	1
Instructional Assistant Severely Disabled - 9.5 Mo.	10
Library Media Technician - 10.5 Mo.	1
Plant Custodian Elementary	1
Principal	1
School Office Manager Elementary - 11 Mo.	1
Site Clerk - 10.5 Mo.	2
SPED Mild/Mod	3.5
SPED Mod/Severe	5
SSP Special Ed - 9.5 Mo.	4
Teacher	19
TOSA	1



Facilities Facts and Figures:

Year Built	1972
Year Last Modernized	2009
Site Acreage	5.57
Building Sq. Footage	80,939
Site Capacity	945
Classrooms	50
Labs	4
Parent Center	YES
Cafeteria	YES





SANTIAGO ELEMENTARY K-8 SCHOOL

2212 N. Baker St., Santa Ana, CA 92706 // (714) 564-8400
www.sausd.us/santiago // Facebook / Santiago K8 School

School Principal:

**JIMMY
BRUHL**

Grades Served:

TK-8

Mascot:

TURTLE

School Colors:

**GREEN AND
WHITE**

School Motto: Santiago Scholars are RRR (Ready, Responsible & Respectful). Santiago Elementary TK-8 School - Where Arts & Science come alive.

School Offerings:

Arts. Arts are taught across the curriculum, Disney Musicals in School offered through Segerstrom Center for the Arts, (6-8) Beginning and Advanced Drama classes, Theater Set and Production Design Class, full K-8 music program (classroom performances and productions K-5), instrumental music, orchestra & band and choir, VAPA pathway that supports district's San Arts initiative.

Science & Engineering: 2 new STEAM Labs, 1:1 mobile device program, Computer Science Coding Club, Science & Engineering Night, Annual Santiago Science & Engineering Fair for all K-8 students, Project Lead the Way electives: Robotics, 3D Design, Medical Detectives & Makers Space and AVID School.

Athletics/Sports: P.E. teachers and coaches provide sports program in all grades and compete in different sports (cross country, basketball, soccer, flag football, volleyball, track and field) and RBI Baseball

AFTERSCHOOL OPTIONS:

- » After school program
- » Engage 360
- » Disney Musicals in School
- » AVID Tutoring
- » Intramural Athletic program
- » RBI Baseball
- » CS Coding Club
- » Speech & Debate Club
- » National History Day (NHD) Club
- » Action Civics Club
- » Computer Robotic Team
- » WE Club
- » W.I.N. Saturday program

CLUBS AND EXTRACURRICULAR ACTIVITIES

- » Engage 360
- » Intramural Athletic program
- » AVID Tutoring
- » Disney Musicals in School
- » CS Coding Club
- » National History Day (NHD) Club
- » AVID Club
- » WE Club
- » Video Production Club
- » Action Civics Club
- » Speech & Debate Club
- » Robotics Competitions

AWARDS:

- » 2x California Distinguished School
- » 2x National History Day state finalist
- » PBIS Silver Recognition
- Award
- » Individual student competition awards in athletics
- » Robotics
- » Speech & Debate
- » Math Field day

What Makes This School Unique:

Santiago is one of the few to offer various Project Lead the Way courses: (6-8) Robotics and Production & Design, (K-8) Makers Space. AVID provides students academic and emotional support in their pursuit of attending college. Various electives and STEAM program: Drama I & II, Makers Space, Production & Design, Leadership, AVID, Robotics & Medical Detectives and instrumental music. Student support programs with full-time guidance counselor: Turning Point and Restorative Practice. Active and strong PTA and parent involvement.

Parent Engagement:

Coffee Chat with the principal, PTA, School Site Council (SSC), ELAC & Highly Capable Kids.



Projected Enrollment and Staffing:

2018-19 Projected Enrollment	1169
2018-19 Projected Staffing (FTE - Full Time Equivalent)	FTE:
Activities Monitor (Activity Supervisor 17-18)	16
Assessment and Data Specialist - 11 Mo.	1
Assistant Principal	1
Counselor	1
Computer Technician I - 9.5 Mo. (IA Computer Lab 17-18)	2
Library Media Technician - 10.5 Mo.	1
Plant Custodian Elementary	1
Principal	1
School Office Assistant Elementary - 10.5 Mo.	1
School Office Manager Elementary - 11 Mo.	1
Site Clerk - 10.5 Mo.	3
SPED Mild/Mod	6
SSP Special Ed - 9.5 Mo.	6
Teacher	40
Additional AP/Site Coordinator	0.5



Facilities Facts and Figures:

Year Built	1953
Year Last Modernized	2010
Site Acreage	8.97
Building Sq. Footage	63,761
Site Capacity	1,244
Classrooms	45
Labs	5
Parent Center	YES
Cafeteria	YES





Jose SEPULVEDA ELEMENTARY SCHOOL

1801 S. Poplar St., Santa Ana, CA 92704 // (714) 433-6500
www.sausd.us/sepulveda

School Principal:

**ANA
GONZALEZ**

Grades Served:

K-5

Mascot:

STALLIONS

School Colors:

BLUE & GRAY

Mission Statement: Sepulveda Elementary School will keep an effective Language Arts instructional focus which includes STEM and health. Based on individual needs, we are committed to change and evolve in our program. Our Sepulveda community is committed to providing academic, behavioral, and emotional support in order to give an equitable education to all students.

School Offerings: Santa Ana College preschool collaboration on-site, Teaching Garden, Coast to Coast Soccer Instruction with STEM focus, Padres Unidos collaboration

AFTERSCHOOL OPTIONS:

Engage 360, library open until 3 p.m. for parent check out (and before school two days a week for students), Computer Lab open two days a week before school for students

CLUBS & EXTRACURRICULAR ACTIVITIES

Student Leadership in collaboration with Santa Ana Youth Leadership (Roman Reyna)

AWARDS:

PBIS Silver Medal from California PBIS Coalition

What Makes This School Unique:

It is a small, close-knit learning community committed to creating a safe positive learning environment where reading is encouraged and celebrated by dedicated staff and faculty. It is a school where everybody knows your name.

Parent Engagement:

Padres en Acción, monthly Cafecito con la Directora parent meeting, Highly Capable parenting classes



Projected Enrollment and Staffing:

2018-19 Projected Enrollment	378
2018-19 Projected Staffing (FTE - Full Time Equivalent)	FTE:
Activities Monitor (Activity Supervisor 17-18)	6
Computer Technician I - 9.5 Mo. (IA Computer Lab 17-18)	1
Instructional Assistant Severely Disabled - 9.5 Mo.	4
Library Media Technician - 10.5 Mo.	1
Plant Custodian Elementary	1
Principal	1
School Office Assistant Elementary - 10.5 Mo.	1
School Office Manager Elementary - 11 Mo.	1
Site Clerk - 10.5 Mo.	1
SPED Mild/Mod	2
SPED Mod/Severe	2
SSP Special Ed - 9.5 Mo.	2
Teacher	13
TOSA	1
Add FTE - DashBoard Support	1



Facilities Facts and Figures:

Year Built	1988
Year Last Modernized	2009
Site Acreage	5.88
Building Sq. Footage	36,768
Site Capacity	516
Classrooms	25
Labs	2
Parent Center	YES
Cafeteria	YES





William Howard

TAFT ELEMENTARY / TAFT DEAF & HARD OF HEARING SCHOOL

500 W. Keller Ave., Santa Ana, CA 92707 // (714) 550-1400
www.sausd.us/taft

School Principal:

HERMINIO
BAUTISTA

Grades Served:

PRESCHOOL-6

Mascot:

TAFT TIGERS

School Colors:

RED, WHITE,
BLUE & ORANGE

Mission Statement: Our mission is to raise student academic achievement and to address the educational and language needs of all students. To ensure students will achieve high standards of learning, we will facilitate effective collaboration and communication with all families and the community. Our focus is on school-wide learning: student learning, professional learning and organizational learning. We will develop students who have a lasting love of learning and who are well equipped to lead gratifying and productive lives in a technological and diverse society.

Clubs & Extracurricular Activities:

ON CAMPUS: STEAM Family Nights, Kids Run the OC, Deaf and Hard of Hearing Resource Fair, Resident Artists from the Segerstrom Center for the Arts, Project Lead the Way (PLTW)

OFF CAMPUS: Chick Fil A Spirit Nights, McTeachers' Night, Chuck E. Cheese Nights, Skate Nights and Rubio's Fish Taco Nights. Field trips to places such as the Ocean Institute, The Orange County Heritage Museum, The Sea and Sage Audubon, The Aquarium of the Pacific and the Discovery Science Center. Orange County Performing Arts Center outings.

AFTERSCHOOL OPTIONS:

Engage 360, Boy Scouts,
Kids Run the OC

AWARDS:

2012 winner of a Target & Ellen De Generes \$100,000 grant; 2014 winners of a Target Library Makeover; AVID Certified School 2016; PBIS Gold Award School 2016

What Makes This School Unique:

1. Taft is one of the most unique schools in Orange County in that it houses a Regional Deaf and Hard of Hearing Program that services infants, toddlers, and school age children up to 6th grade.
2. Taft has hosted several Artists in Residence from the Segerstrom Center for the Arts including Andrew Grueschow and Rosina Didyk of Aman Dance.
3. Taft is home to a Fit to Read Lab which consists of 40 recumbent bicycles; students are required to read while they ride in this lab.
4. Taft offers an extended day program for kindergarten students.
5. In addition to its Special Education and Deaf and Hard of Hearing Preschools, Taft is also home to a general education preschool.

Parent Engagement:

PTA, Raising Highly Capable Kids



Projected Enrollment and Staffing:

2018-19 Projected Enrollment	615
2018-19 Projected Staffing (FTE - Full Time Equivalent)	FTE:
Activities Monitor (Activity Supervisor 17-18)	9
Admin Secretary - 10.5 Mo.	1
Assistant Principal	1
Computer Technician I - 9.5 Mo. (IA Computer Lab 17-18)	1
Instructional Assistant Severely Disabled - 9.5 Mo.	19
Library Media Technician - 10.5 Mo.	1
Plant Custodian Elementary	1
Principal	1
School Office Assistant Elementary - 10.5 Mo.	1
School Office Manager Elementary - 11 Mo.	1
Site Clerk - 10.5 Mo.	2
SPED Mild/Mod	2.5
SPED Mod/Severe	15
SSP Special Ed - 9.5 Mo.	3
Teacher	18



Facilities Facts and Figures:

Year Built	1971
Year Last Modernized	2010
Site Acreage	10
Building Sq. Footage	68,539
Site Capacity	733
Classrooms	53
Labs	1
Parent Center	YES
Cafeteria	YES





Jim

THORPE FUNDAMENTAL ELEMENTARY SCHOOL

2450 W. Alton St., Santa Ana, CA 92704 // (714) 430-5800
www.sausd.us/thorpe

School Principal:

**CINDY
LANDSIEDEL**

Grades Served:

K-5

Mascot:

EAGLE

School Colors:

BLUE & YELLOW

School Motto: "We are putting the 'FUN' back into learning and having great success"

School Offerings: A great learning environment with years of high standards and success on state tests and state and national recognition.

AFTERSCHOOL OPTIONS:

Engage 360, Good News Club

CLUBS & EXTRACURRICULAR ACTIVITIES

Principal's 5th Grade Advisory
Council

AWARDS:

California Distinguished School
and Blue Ribbon School

What Makes This School Unique:

- » Highest SBAC scores of any district elementary school beating many county school averages
- » 1: 1 devices (2-5)
- » Staff development with an instructional technology focus and a focus on English Learner Progress
- » School of community service (Mexico earthquake fundraiser; collected socks and blankets for the homeless in Santa Ana; collecting money for CENA)
- » High parent involvement

Parent Engagement:

Parent Monthly Coffee Chats with parents deciding on topics, visiting classrooms to look at instruction and becoming involved in the school. Parent workshops on technology. Active PTA.



Projected Enrollment and Staffing:

2018-19 Projected Enrollment	976
2018-19 Projected Staffing (FTE - Full Time Equivalent)	FTE:
Activities Monitor (Activity Supervisor 17-18)	14
Assistant Principal	1
Computer Technician I - 9.5 Mo. (IA Computer Lab 17-18)	1
Library Media Technician - 10.5 Mo.	1
Plant Custodian Elementary	1
Principal	1
School Office Assistant Elementary - 10.5 Mo.	1
School Office Manager Elementary - 11 Mo.	1
Site Clerk - 10.5 Mo.	2
SPED Mild/Mod	2
SSP Special Ed - 9.5 Mo.	2
Teacher	34



Facilities Facts and Figures:

Year Built	1998
Year Last Modernized	-
Site Acreage	6.67
Building Sq. Footage	56,002
Site Capacity	986
Classrooms	34
Labs	-
Parent Center	YES
Cafeteria	YES





WALKER ELEMENTARY SCHOOL

811 E. Bishop Ave., Santa Ana, CA. 92701 // (714) 647-2800
www.sausd.us/monroe

School Principal:

MARIANA
GARATE

Grades Served:

PRESCHOOL,
TK, K-5

Mascot:

WINDJAMMERS

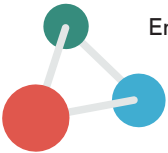
School Colors:

TEAL

What Makes This School Unique: Morning reading clubs, Computer Lab in the morning and afternoon, WIN program, Assemblies, Field trips to museums, Tutoring, Lunch with the Principal, ST Math and AR celebrations

AFTERSCHOOL OPTIONS:

Engage 360, computer lab,
morning reading club



CLUBS & EXTRACURRICULAR ACTIVITIES

Film making class, tap dancing
class, art journaling class, Student
Council

AWARDS:

Gold Ribbon Award, PBIS
(Silver)

Parent Engagement:

Padres en Accion, Padres Unidos



Projected Enrollment and Staffing:

2018-19 Projected Enrollment	435
2018-19 Projected Staffing (FTE - Full Time Equivalent)	FTE:
Activities Monitor (Activity Supervisor 17-18)	6
Computer Technician I - 9.5 Mo. (IA Computer Lab 17-18)	1
Instructional Assistant Severely Disabled - 9.5 Mo.	3
Library Media Technician - 10.5 Mo.	1
Plant Custodian Elementary	1
Principal	1
School Office Manager Elementary - 11 Mo.	1
Site Clerk - 10.5 Mo.	1
SPED Mild/Mod	2.5
SPED Mod/Severe	1
SSP Special Ed - 9.5 Mo.	3
Teacher	15
TOSA	1
Add FTE - DashBoard Support	1



Facilities Facts and Figures:

Year Built	1993
Year Last Modernized	2015
Site Acreage	7.1
Building Sq. Footage	31,757
Site Capacity	532
Classrooms	23
Labs	1
Parent Center	YES
Cafeteria	YES





George WASHINGTON ELEMENTARY SCHOOL

910 W. Anahurst Place, Santa Ana, CA 92707 // (714) 445-5100

www.sausd.us/washington

School Principal:

JACKIE
OCHOA

Grades Served:

PK-5

Mascot:

PATRIOT

School Colors:

RED, WHITE
& BLUE

School Motto: "We are Respectful, Responsible and Safe"

School Vision: We believe that all students will learn and achieve to their highest potential through an equitable education that focuses on rigorous standards and a research-based instructional program. Our highly trained and dedicated staff is committed to engaging all students in a meaningful and personalized instructional program that integrates literacy across all curricular areas, while facilitating high-level critical thinking skills. Our school functions as a center for learning, where we promote and communicate opportunities for all to work together in a positive climate. Our students will develop into lifelong, responsible learners who are well prepared to face the challenges of a technological and diverse society in the twenty-first century. We will work collaboratively and comprehensively with staff, parents, and the community to prepare students for college, career, and citizenship.

School Offerings: Outstanding preschool program on campus. Playworks program that supports the student community. Opening a new Innovation Design Lab this year.

AFTERSCHOOL OPTIONS:

Engage 360, tutoring,
STEAM Clubs

CLUBS & EXTRACURRICULAR ACTIVITIES:

Playworks Junior Coaches,
Playworks afterschool sports,
afterschool STEAM Clubs

AWARDS:

Gold Level, CA PBIS Coalition
Award recipient in 2017

What Makes This School Unique:

Large campus that supports a wide array of services. Inclusive practices teaching model that supports all students. Playworks partnership and PBIS work has provided the school with state recognition and created a safe and positive environment. Creating pathways in science and technology that support students as they prepare to enter middle school. Amazing and dedicated teachers that have students at the center of their work and effort, and their dedication has garnered great academic results.

Parent Engagement:

PTA leadership has created many parent engagement opportunities. Kid Healthy, Padres en Acción, Disciplina Positiva, Parent Institute for Quality Education (PIQE). Parents in grades TK-1 have an opportunity to read with their children during the first 10 minutes of the school day. Monthly General Parent Meetings and monthly Principal's Coffee Chats. Parent assemblies.



Projected Enrollment and Staffing:

2018-19 Projected Enrollment	782
2018-19 Projected Staffing (FTE - Full Time Equivalent)	FTE:
Activities Monitor (Activity Supervisor 17-18)	11
Assistant Principal	1
Computer Technician I - 9.5 Mo. (IA Computer Lab 17-18)	1
Instructional Assistant Severely Disabled - 9.5 Mo.	8
Library Media Technician - 10.5 Mo.	1
Plant Custodian Elementary	1
Principal	1
School Office Assistant Elementary - 10.5 Mo.	1
School Office Manager Elementary - 11 Mo.	1
Site Clerk - 10.5 Mo.	2
SPED Mild/Mod	3
SPED Mod/Severe	4
SSP Special Ed - 9.5 Mo.	3
Teacher	26



Facilities Facts and Figures:

Year Built	1949
Year Last Modernized	2012
Site Acreage	8.18
Building Sq. Footage	92,471
Site Capacity	1,003
Classrooms	58
Labs	3
Parent Center	YES
Cafeteria	YES





Woodrow

WILSON ELEMENTARY SCHOOL

1317 N. Baker St., Santa Ana, CA 92706 // (714) 564-8100

www.sausd.us/wilson

School Principal:

DR. LIGIA
HALLSTROM

Grades Served:

K-5

Mascot:

ROADRUNNER

School Colors:

BLUE &
YELLOW

School Motto: Every Wilson Scholar is a work of art. Each strives for progress not perfection with an unshakable mindset. College is not a dream. It is a plan.

School Offerings: Wilson Elementary School is one of 32 K-8 schools in Orange County selected by the Pacific Symphony to bring the magic of symphonic music to 620 scholars. The Class Act's theme-based curriculum is aligned with both Common Core and VAPA standards. The theme for the Class Act Program is Trials to Triumph featuring the music of Ludwig van Beethoven. As a recipient of the Class Act Program, Wilson teachers will receive on-site training workshops, which will provide them with grade-level appropriate, multi-disciplinary arts activities to enhance Wilson Scholars' learning in multiple subject areas through music. In addition, students will participate in Prelude Assemblies, hosted by a professional actor/musician who will introduce students to the theme and composer. There will also be family night ensemble performances presented by a symphony quintet and interactive youth concerts presented by a full symphony at the Renee and Henry Segerstrom Concert Hall.

CLUBS & EXTRACURRICULAR ACTIVITIES:

Academic tutoring, Girls on the Run, Boy Scouts, Girl Scouts, Reading Mentors, Gifted and Talented (GATE), STEAM (Science Technology Engineering Arts Mathematics)

What Makes This School Unique:

Class Act Program. Art Elective. Music and Chorus Elective. Writer's Workshop. Academic Via Individual Determination (AVID). Mental and Health Wellness (Brain Power and Growth Mindset school wide practices). Restorative practices and counseling services. Tele-dentistry (provides comprehensive dental exams and preventative services on campus).

Parent Engagement:

- » Padres en Acción (Walk to School Day, Boot Camp)
- » Parents Teacher Organization (PTO)
- » English Language Advisory Committee (ELAC)
- » School Site Council
- » Leadership workshops
- » English Second Language classes
- » Raising Highly Responsible Children



Projected Enrollment and Staffing:

2018-19 Projected Enrollment	592
2018-19 Projected Staffing (FTE - Full Time Equivalent)	FTE:
Activities Monitor (Activity Supervisor 17-18)	8
Computer Technician I - 9.5 Mo. (IA Computer Lab 17-18)	1
Library Media Technician - 10.5 Mo.	1
Plant Custodian Elementary	1
Principal	1
School Office Manager Elementary - 11 Mo.	1
Site Clerk - 10.5 Mo.	2
SPED Mild/Mod	3
SSP Special Ed - 9.5 Mo.	3
Teacher	22
TOSA	1



Facilities Facts and Figures:

Year Built	1949
Year Last Modernized	2012
Site Acreage	8.18
Building Sq. Footage	92,471
Site Capacity	1,003
Classrooms	58
Labs	3
Parent Center	YES
Cafeteria	YES





Gerald P.

CARR INTERMEDIATE SCHOOL

*2120 W. Edinger Ave., Santa Ana, CA 92704 // (714) 480-4100
www.sausd.us/carr*

School Principal:

**JOSE LUIS
PEDROZA**

Grades Served:

6-8

Mascot:

ASTROS

School Colors:

**BLUE &
GOLD**

Mission Statement: The Carr Family will prepare all students for success in college and career by ensuring they meet the 8th grade high school readiness criteria. Carr students will develop ownership of their learning, create a road map to their college and career goals and experience a supportive environment that includes digital, personalized, and learner centered pedagogies.

School Offerings: Carr has been recognized as a PBIS Silver school and offers many academic and socio-emotional interventions. Staff uses a data dashboard to monitor student behavior and academic progress and interventions. Parents and students are well informed about each student's academic progress.

AFTERSCHOOL OPTIONS:

Engage 360 including RBI program sponsored by the Angels of Anaheim. Cross Country, Flag Football, Girls Volleyball, Girls Basketball, Boys Soccer, Street Hockey, Boys Volleyball, Girls Soccer, Boys Basketball and Track & Field. Carr has won many championships including back to back Champions in Boys Soccer and Street Hockey.

CLUBS & EXTRACURRICULAR ACTIVITIES:

AVID, Film Club, Pride Club, Dance Team, PE Club, Sports Club, Drama Club, Glee Club, Student Body, Eighth Grade Club, Mariachi Club, Technology Club, History Club, Yearbook, Nature Club

What Makes This School Unique:

1. Parents receive weekly phone calls and e-mails that include their children's GPA, number of missing assignments, number of books read, number of minutes read
2. Parents have the opportunity to join one of four PTSO committees, Safety, Teacher Appreciation, Campus Beautification and Copy Center, weekly meetings and opportunities to volunteer daily.
3. Parents receive personalized reports at general parent meetings, including MAP results, SBAC results, CELDT results, number of books read, grades and GPA.
4. Students earn Spirit Points when their parents attend Parent Meetings or volunteer.
5. Teachers post their assignments daily on the Carr webpage.



Projected Enrollment and Staffing:

2018-19 Projected Enrollment 1435

2018-19 Projected Staffing (FTE - Full Time Equivalent) FTE:

Activities Monitor (Activity Supervisor 17-18)	8
Assessment and Data Specialist - 11 Mo.	1
Assistant Principal	2
Attendance Tech - 11 Mo.	1
Computer Tech II - 10 Mo. (Computer Tech 17-18)	1
Counselor	2
District Safety Officer	2
Instructional Assistant Severely Disabled - 9.5 Mo.	6
Library Media Tech - 10.5 Mo.	1
Outreach Consultant	1
Plant Custodian	1
Principal	1
Registrar	1
School Office Assistant Sec - 11 Mo.	1
School Office Manager	1
Site Clerk	2
SPED Mild/Mod	7
SPED Mod/Severe	3
SSP Special Ed - 9.5 Mo.	7
Teacher	48
Add FTE DashBoard Support	1
Additional AP/ Site Coordinator	0.5
Additional Teacher	0.6



Facilities Facts and Figures:

Year Built	1955
Year Last Modernized	2011
Site Acreage	15
Building Sq. Footage	139,139
Site Capacity	1,797
Classrooms	62
Labs	13
Parent Center	YES
Cafeteria	YES





Julia C.

LATHROP INTERMEDIATE SCHOOL

*1111 S. Broadway St., Santa Ana, CA 92706 // (714) 567-3300
www.sausd.us/lathrop; Facebook/Lathrop*

School Principal:

**STUART
CALDWELL**

Grades Served:

6-8

Mascot:

SPARTAN

School Colors:

**GREEN &
GOLD**

Mission Statement: Lathrop Intermediate School is dedicated to educational excellence. Through a rigorous, standards-based curriculum, students are able to construct the academic and 21st Century skills necessary for success in high school, college and career.

School Offerings: A comprehensive preparatory education founded on the core principles of all content areas and electives with social and emotional support to enhance student preparedness for the transition to high school, college and beyond. The school's award winning PBIS program focuses on student accountability and safety through positive interactions and relationships.

AFTERSCHOOL OPTIONS:

Engage 360, intramural athletics, extended library hours, W.I.N. Saturday Program

CLUBS & EXTRACURRICULAR ACTIVITIES:

Art Club, A-Team Club (Autism Awareness), Athletics, Heroes/Anime Club, Chi Alpha Mu, Hippocrates Club, Knitting/Reading Club, National Junior Beta Club, PALS Club, Rainbow Youth Club, Saturday Math Club, Speech and Debate Club, S.T.E.A.M. Club, UCI Math Club, Yearbook Club

AWARDS:

PBIS Gold Recognition Award, individual student competition awards in Art, Athletics, Robotics, Speech and Debate

What Makes This School Unique:

1. STEM Program. Lathrop is one of the few intermediate schools to offer a variety of Project Lead the Way courses: Robotics, Introduction to Computer Science, Design and Modeling, Medical Detectives.
2. Academic Recognition Programs. Chi Alpha Mu: National Junior Mathematics Club, National Junior Honors Society, National Junior Beta Club. Principal's Honor Roll.
3. Student Support Programs. Ambassadors of Compassion, Phoenix House, Turning Point, Restorative Practice.
4. AVID provides students with academic and emotional support in their pursuit of attending college. Students learn organizational, study and critical thinking skills in 7-8 AVID classes.
5. A variety of electives, in addition to STEM: Spanish, Visual Art and Instrumental Music.

Parent Engagement:

Lathrop Family Center provides parents with classes, workshops and activities. Parents have individual support opportunities and have access to computers to monitor their student progress. Food Harvest Monthly Distribution, Backpack Distribution Program.



Projected Enrollment and Staffing:

2018-19 Projected Enrollment 918

2018-19 Projected Staffing (FTE - Full Time Equivalent) FTE:

Activities Monitor (Activity Supervisor 17-18)	5
Assessment and Data Specialist - 11 Mo.	1
Assistant Principal	1
Attendance Tech - 11 Mo.	1
Computer Tech II - 10 Mo. (Computer Tech 17-18)	1
Computer Tech II - 9.5 Mo. (Computer Tech 17-18)	1
Counselor	2
District Safety Officer	2
Instructional Assistant Severely Disabled - 9.5 Mo.	4
Library Media Tech - 10.5 Mo.	1
Library Media Tech - 9.5 Mo.	1
Plant Custodian	1
Principal	1
Registrar	1
School Office Assistant Sec - 11 Mo.	1
School Office Manager	1
Site Clerk	1
SPED Mild/Mod	6
SPED Mod/Severe	2
SSP Special Ed - 9.5 Mo.	6
Teacher	31
Add FTE DashBoard Support	1
Additional AP/ Site Coordinator	1



Facilities Facts and Figures:

Year Built	1967
Year Last Modernized	2010
Site Acreage	7.65
Building Sq. Footage	98,380
Site Capacity	976
Classrooms	51
Labs	1
Parent Center	YES
Cafeteria	YES





Douglas

MACARTHUR FUNDAMENTAL INTERMEDIATE

600 W. Alton Ave., Santa Ana, CA 92707 // (714) 568-7700
www.sausd.us/macarthur

School Principal:

**DAVID
CASPER**

Grades Served:

6-8

Mascot:

TIGER

School Motto: Spirit, Pride and Achievement

School Offerings: Array of electives: Orchestra, Band, Choir, Spanish, Robotics, Technology

Athletics: Football, Volleyball, Soccer, X-Country, Basketball, Baseball, Softball, Track

Rigorous curriculum that prepares students for high school and college/career.

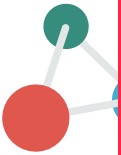
Accountability on students, parents and school staff

Rigorous curriculum and instruction with support

PBIS – Spirit, Pride and Achievement – forms foundation of school’s intervention system

Extensive extra-curricular program

Result - Positive School Culture and Engagement



AFTERSCHOOL OPTIONS:

Engage 360, sports, clubs

CLUBS & EXTRACURRICULAR ACTIVITIES:

17 clubs/societies, athletics, etc.

Title I Academic Achieving School, 2017 Gold Ribbon School

What Makes This School Unique:

Peer Support. Students mentor and tutor peers. AVID, PAL, CJSF and Hippocrates Circle students all tutor or mentor as part of their service to the school.

Students are engaged in school activities which creates a positive atmosphere: 17 active clubs/societies – 475+ students. Engage 360 – 220 students. Sports – 475+ students. Academic teams – 200+ students.

Wide array of electives: AVID, ASB, Journalism, Yearbook, Technology, Google/Microsoft, Robotics, STEAM maker, Medical Detectives, Tech Squad, Orchestra, Band, Choir, PAL, Spanish, Exploratory.

School wide college and career program called Mactivities in which students explore college and career to earn gear and college trips.

“A-G”, career pathways, CCGI website, college visits

Parent Engagement:

PFO (400 + members), Hijos Capaces (Raising Highly Capable Kids), Coffee with the Principal, Family Nights, LCAP Meetings, Library Family Nights



Projected Enrollment and Staffing:

2018-19 Projected Enrollment	1240
2018-19 Projected Staffing (FTE - Full Time Equivalent)	FTE:
Activities Monitor (Activity Supervisor 17-18)	7
Assessment and Data Specialist - 11 Mo.	1
Assistant Principal	1
Attendance Tech - 11 Mo.	1
Computer Tech II - 10 Mo. (Computer Tech 17-18)	1
Counselor	2
District Safety Officer	1
Library Media Tech - 10.5 Mo.	1
Plant Custodian	1
Principal	1
Registrar	1
School Office Assistant Sec - 11 Mo.	1
School Office Manager	1
Site Clerk	2
SPED Mild/Mod	4
SSP Special Ed - 9.5 Mo.	4
Teacher	42
Additional AP/ Site Coordinator	0.5



Facilities Facts and Figures:

Year Built	1982
Year Last Modernized	2009
Site Acreage	10
Building Sq. Footage	58,276
Site Capacity	1,400
Classrooms	41
Labs	2
Parent Center	YES
Cafeteria	YES





MCFADDEN INTERMEDIATE SCHOOL

2701 S. Raitt St., Santa Ana, CA 92704 // (714) 479-4000
www.sausd.us/mcfadden

School Principal:

**IGNACIO
MUÑIZ**

Grades Served:

6-8

Mascot:

SCOTS


School Colors:

**RED, BLACK
& WHITE**

School Motto: "Designing 21st Century Learning"

Mission Statement: McFadden Intermediate School is committed to move beyond the basics and embrace the essential skills needed for the 21st Century by implementing Common Core State Standards, building autonomy through mastery and purpose, and creating a positive global school culture and climate. It is our mission to prepare all students for success in life by making sure that they are college and career ready by the time they transition to high school.

School Offerings: Electives. Visual Art, Design and Digital Media; AVID; Band; Orchestra; Vocal Music; Robotics; Modeling and Design; Flight and Space; Forensic Science; Computer Science and Coding; Handbells; Speech and Debate



AFTERSCHOOL OPTIONS:

Engage 360, Intramural Sports, First Serve Santa Ana Tennis, AYSO partnership, LA Galaxy Soccer Clinics, Matt Leinart Foundation Tackle Football, L.A. Angels RBI Baseball/Softball, Anaheim Ducks Hockey Program, Street and Roller Hockey

CLUBS & EXTRACURRICULAR ACTIVITIES:

After School Program (ASP); Athletics: Basketball, Baseball, Cross Country, Flag Football, Roller Hockey, Soccer, Softball, Hockey, Football, Track and Field, Volleyball; Academic Competitions; Aviation Club; Band; Cheer Squad; Dance Team; Hand Bells Club; Journalism; Orchestra; Robotics Club; Speech and Debate Team; Student Council; Video Production; Community Connections club; PALS; I've Got Your Back Ambassadors; Girls Inc.

AWARDS:

Speech and Debate Champions, Street Hockey Champions, Roller Hockey Champions, Flag Football Second Place, Academic Pentathlon top placements, Robotics competition 1st place and 3rd place

What Makes This School Unique:

Top Dual Language Academy for intermediate schools in Santa Ana. Award Winning Robotics program. McFadden PreIB program in World Language, feeds into the Saddleback High School IB Program. Award-winning Visual and Performing Arts studios. Year one of AVID Demonstration School Process.

Parent Engagement:

- Stop the Cycle Parenting Program
- Raising Highly Capable Children Training
- SAC- Basic Computer Skills Classes
- OCLF- Parent legal rights workshops
- Financial Literacy workshops
- Padres Promotores de la Educacion Lessons



Projected Enrollment and Staffing:

2018-19 Projected Enrollment 1420

2018-19 Projected Staffing (FTE - Full Time Equivalent) FTE:

Activities Monitor (Activity Supervisor 17-18)	7
Assessment and Data Specialist - 11 Mo.	1
Assistant Principal	1
Attendance Tech - 11 Mo.	1
Computer Tech II - 10 Mo. (Computer Tech 17-18)	1
Counselor	2
District Safety Officer	2
Instructional Assistant Severely Disabled - 9.5 Mo.	2
Library Media Tech - 10.5 Mo. @ Intermediate / 10 Mo. @ High School	1
Library Media Tech - 9.5 Mo.	1
Plant Custodian	1
Principal	1
Registrar	1
School Office Assistant Sec - 11 Mo.	1
School Office Manager	1
Site Clerk	2
SPED Mild/Mod	3
SPED Mod/Severe	1
SSP Special Ed - 9.5 Mo.	3
Teacher	47
Additional AP/ Site Coordinator	1



Facilities Facts and Figures:

Year Built	1998
Year Last Modernized	-
Site Acreage	12.00
Building Sq. Footage	161,868
Site Capacity	1,636
Classrooms	52
Labs	2
Parent Center	YES
Cafeteria	YES





Gonzalo and Felicitas MENDEZ FUNDAMENTAL INTERMEDIATE

2000 N. Bristol St., Santa Ana, CA 92706 // (714) 972-7800

www.sausd.us/mendez

School Principal:

**GABRIEL
MORENO**

Grades Served:

6-8

Number of
Students:

1,406

Mascot:

MUSTANGS

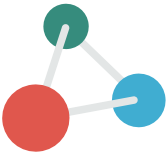
School Colors:

**BLACK, ROYAL
BLUE & WHITE**

***School Motto:* Mendez Mustangs are Respectful, Responsible, and Ready! Providing students with a rigorous education centered on Science, Technology, Engineering, Art and Mathematics, and path towards college and career readiness for the 21st century.**

AFTERSCHOOL OPTIONS:

Engage 360, Rocketry, Robotics, and Engineering Programs



CLUBS & EXTRACURRICULAR ACTIVITIES:

Morning Fitness. Fellowship of Christian Athletes. DC Club. Speech and Debate. Mendez Cinema and Drama Society. Gardening Club. Cancer Warriors. Las mariposas y los caballeros de Méndez grupo folklórico. Engineers and Scientists Club. Rocketry Club. Student Leadership. After School Athletics – Cross Country, Co-Ed Football, Girls Volleyball, Girls Basketball, Boys Soccer, Co-Ed Street Hockey, Boys Volleyball, Boys Basketball, Girls Soccer, Track and Field.

AWARDS:

Mendez was recognized as a California Distinguished School. Mendez was placed on the Honor Roll by California Businesses for Educational Excellence (CBEE)

What Makes This School Unique:

1. At Mendez, a California Distinguished School, it is our mission to provide students with a rigorous learning environment that encourages high expectations for success through standards-based, student-centered instruction
2. We believe education is the shared responsibility of the student, parents, school and community. Through ongoing communication and collaboration, we ensure all scholars are afforded a well-rounded 21st century education.
3. We provide an academically rich, caring, and supportive environment that promotes respect and motivates students to learn, to act responsibly, to monitor their own academic progress, and to develop skills for life-long success.
4. Mustang Scholars have opportunities to explore numerous pathways for college and career readiness through strong STEAM, GATE, VAPA, AVID and Media Programs.
5. Mendez Faculty and Staff are committed to the individual success of all students. Through on going professional development and collaboration Mendez is at the forefront of providing a 21st century education.

Parent Engagement:

Back to School Night. Monthly Parent Coffee Chats. Open House. Student performances. Fundraisers. Career Day. Music and theater performances. Science fairs. Sports events. Promotion activities. Student recognition assemblies. Parent education training and/or workshops. School Site Council. English Language Advisory Council. Parents at Mendez.



Projected Enrollment and Staffing:

2018-19 Projected Enrollment 1155

2018-19 Projected Staffing (FTE - Full Time Equivalent) FTE:

Activities Monitor (Activity Supervisor 17-18)	6
Assessment and Data Specialist - 11 Mo.	1
Assistant Principal	1
Attendance Tech - 11 Mo.	1
Autism Paraprofessional - 9.5 Mo.	3
Computer Tech II - 10 Mo. (Computer Tech 17-18)	1
Counselor	2
District Safety Officer	2
Instructional Assistant Severely Disabled - 9.5 Mo.	2
Library Media Tech - 10.5 Mo.	1
Plant Custodian	1
Principal	1
Registrar	1
School Office Assistant Sec - 11 Mo.	1
School Office Manager	1
Site Clerk	2
SPED Mild/Mod	8
SPED Mod/Severe	2.5
SSP Special Ed - 9.5 Mo.	7
Teacher	39
Add FTE DashBoard Support	1
Additional AP/ Site Coordinator	0.5
Additional Teacher	0.6



Facilities Facts and Figures:

Year Built	1965
Year Last Modernized	2009
Site Acreage	24.18
Building Sq. Footage	106,536
Site Capacity	1,806
Classrooms	38
Labs	8
Parent Center	YES
Cafeteria	YES





SIERRA PREPARATORY ACADEMY

2021 N. Grand Ave., Santa Ana, CA 92705 // (714) 567-3500
www.sausd.us/sierra

School Principal:

ELISA
YOUNGER

Grades Served:

6-8

Mascot:

RANGERS

School Colors:

BLUE &
YELLOW

School Motto: The Sierra Way

Mission Statement: Teaching students that their lives are the ultimate art forms.

School Offerings: Sierra school offers a comprehensive academic program with a variety of elective courses. It offers the only intermediate Woodshop program in the district. AVID, Art, Jazz Band, Marching Band, Orchestra, Project Lead the Way Courses and Leadership.

AFTERSCHOOL OPTIONS:

Engage 360, after school support, clubs, tutoring

CLUBS & EXTRACURRICULAR ACTIVITIES:

Guitar Club, Drum Line, YOLO (club for Foster Youth), Washington DC Club, PLTW Club, WYSE (UCI mentorship for girls), Ambassadors of Compassion

AWARDS:

Turnaround Arts, District Speech and Debate Champions 2016-2017

What Makes This School Unique:

- » Turnaround Arts school, which brings arts education resources into priority and focus schools as a strategic tool for targeting larger school challenges and opportunities.
- » Offers a block schedule that allows for every student to take an elective course, while still maintaining high levels of academic support in the core classes.
- » Offers the only intermediate wood shop program in the district.
- » Offers an extensive music program with Marching Band, Jazz Band, Beginning Band, Intermediate Band, and Advanced Band, Beginning Orchestra and Advanced Orchestra.
- » Has a CARE Center on site to provide social and emotional support to students and restorative practices through Project Kinship.

Parent Engagement:

- » Monthly parent meetings, trainings and workshops
- » On site Parent Center
- » Parent volunteer opportunities
- » Parent Leadership Team
- » Community partnership programs for parents and students
- » Parent support group
- » Community resources and referrals



Projected Enrollment and Staffing:

2018-19 Projected Enrollment 790

2018-19 Projected Staffing (FTE - Full Time Equivalent) FTE:

Activities Monitor (Activity Supervisor 17-18)	4
Assessment and Data Specialist - 11 Mo.	1
Assistant Principal	1
Attendance Tech - 11 Mo.	1
Computer Tech II - 10 Mo. (Computer Tech 17-18)	1
Counselor	2
District Safety Officer	1
Instructional Assistant Severely Disabled - 9.5 Mo.	4
Library Media Tech - 10.5 Mo.	1
Plant Custodian	1
Principal	1
Registrar	1
School Office Assistant Sec - 11 Mo.	1
School Office Manager	1
Site Clerk	1
SPED Mild/Mod	6
SPED Mod/Severe	2
SSP Special Ed - 9.5 Mo.	6
Teacher	26
Add FTE DashBoard Support	1
Additional AP/ Site Coordinator	1



Facilities Facts and Figures:

Year Built	1955
Year Last Modernized	2009
Site Acreage	11.19
Building Sq. Footage	74,922
Site Capacity	1,015
Classrooms	47
Labs	3
Parent Center	YES
Cafeteria	YES





William Henry

SPURGEON INTERMEDIATE SCHOOL

2701 W. 5th St., Santa Ana, CA 92703 // (714) 480-2200

www.sausd.us/spurgeon

School Principal:

**DIANA
TORRES**

Grades Served:

6-8

Mascot:

COUGAR

School Colors:

**GOLD &
MAROON**

Mission Statement: We are creating a bridge of proficiency from the California Content Standards to Common Core State Standards by emphasizing critical thinking and problem solving skills. Our student will demonstrate mastery of effective oral and written communication, and mathematical competency; allowing their curiosity and imagination to meet the challenge of an increasingly global society. We see academic excellence, collaboration and adaptability as instrumental in providing a necessary outcomes for achieving success in the 21st century.

School Offerings: Students engage daily in learning activities that are richly rounded; that are soundly tied to the Common Core State Standards; and, that help students to generalize their learning across multiple disciplines. Spurgeon utilizes AVID strategies school wide supplemented by school wide writing strategies. It has a range of Project Lead the Way (PLTW) course offerings including Robotics, Medical Detectives and Energy and the Environment. Additionally, it offers Spanish, Speech and Debate, and VAPA classes. State of the art technology available in classes and in common labs for students. Additionally, Spurgeon is a 1:1 Chromebook school. It also provides Internet Hotspots that families can check out.

AFTERSCHOOL OPTIONS:

Engage 360
A full compliment of sports

CLUBS & EXTRACURRICULAR ACTIVITIES:

Bible Club, Rainbow Warriors, Dungeons and Dragons, etc.

AWARDS:

Named among top 50 schools to watch in the nation

What Makes This School Unique:

- » Rigorous academic electives, including Spanish and Speech and Debate.
- » Wide range of VAPA electives, including choir, instrumental music, orchestra, beginning and advanced art, etc.
- » Recognize and reward students for the many ways that they excel. This includes the use of Flexible Learning Spaces for those who earn A's and B's.
- » Spurgeon incorporates AVID strategies across all grade levels and subjects and is working toward becoming an AVID Demonstration Site.
- » Project Lead the Way classes, including Robotics and Medical Detectives

Parent Engagement:

- » Cougar Parent Pride. Additionally, offers a range of parent programs including Padres Promotores, Parent GED classes; Parent English classes; Parent computer classes; and, Raising Healthy Kids.



Projected Enrollment and Staffing:

2018-19 Projected Enrollment 844

2018-19 Projected Staffing (FTE - Full Time Equivalent) FTE:

Activities Monitor (Activity Supervisor 17-18)	5
Assessment and Data Specialist - 11 Mo.	1
Assistant Principal	1
Attendance Tech - 11 Mo.	1
Computer Tech II - 10 Mo. (Computer Tech 17-18)	1
Counselor	2
District Safety Officer	1
Instructional Assistant Severely Disabled - 9.5 Mo.	6
Library Media Tech - 10.5 Mo.	1
Plant Custodian	1
Principal	1
Registrar	1
School Office Assistant Sec - 11 Mo.	1
School Office Manager	1
Site Clerk	1
SPED Mild/Mod	6
SPED Mod/Severe	3
SSP Special Ed - 9.5 Mo.	7
Teacher	28
Add FTE DashBoard Support	1
Additional AP/ Site Coordinator	1
Additional District Safety Officer	1



Facilities Facts and Figures:

Year Built	1975
Year Last Modernized	2009
Site Acreage	19
Building Sq. Footage	94,678
Site Capacity	1,382
Classrooms	40
Labs	2
Parent Center	YES
Cafeteria	YES





Raymond A.

VILLA FUNDAMENTAL INTERMEDIATE

1441 E. Chestnut Ave., Santa Ana, CA 92701 // (714) 558-5100

www.sausd.us/villa

School Principal:

**DR. ANISSA
SEQUEIDA**

Grades Served:

6-8

Mascot:

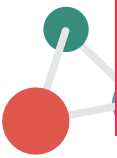
EAGLES

School Colors:

**RED, WHITE,
NAVY BLUE**

School Motto: **Pride, Respect, Achievement**

School Offerings: Villa offers a strong fundamental education with embedded student support and restorative practices. It has the strongest AVID program in SAUSD, and is on track to becoming an AVID National Demonstration Site in 2018. Partnerships with UCI and CTE provide students opportunities to interact with STEM professionals, math professors and college students who major in Math. Hippocrates Circle gives students who are interested in exploring the medical field opportunities to interact with doctors, surgeons, and medical schools. Villa offers the GRIP program, which connects students to resources that build student efficacy.



AFTERSCHOOL OPTIONS:

Engage 360 and after school sports program

CLUBS & EXTRACURRICULAR ACTIVITIES:

Japanese Animation Club, Guitar Club, Game Club, AVID Club, Pentathlon, Speech and Debate, Author's Club, Heritage Club, Zentangle Drawing Club, Hipocrates Circle, Intramural Sports, UCI Math Circle

AWARDS:

AVID Highly Certified, Villa maintains the highest attendance rate for secondary sites in SAUSD

What Makes This School Unique:

Villa is a fundamental school with modern restorative practices. It provides a strong academic experience while providing support in the development of the whole child. Staff is trained in restorative practices, educating the whole child, and the implementation of 21st Century fluencies. It exhibits a strong college going culture through our commitment to AVID practices.

Parent Engagement:

Villa offers an extensive parent engagement program. There is a volunteer run Parent Center, which provides resources and small group trainings for parents. It offers a multitude of classes including Disciplina Positiva, Raising Highly Capable Kids, Villa Parent University, monthly morning and evening Coffee With the Principal meetings, and more.



Projected Enrollment and Staffing:

2018-19 Projected Enrollment 1430

2018-19 Projected Staffing (FTE - Full Time Equivalent) FTE:

Activities Monitor (Activity Supervisor 17-18)	5
Assessment and Data Specialist - 11 Mo.	1
Assistant Principal	1
Attendance Tech - 11 Mo.	1
Computer Tech II - 10 Mo. (Computer Tech 17-18)	1
Computer Tech II - 9.5 Mo. (Computer Tech 17-18)	1
Counselor	2
District Safety Officer	2
Instructional Assistant Severely Disabled - 9.5 Mo.	1
Library Media Tech - 10.5 Mo.	1
Plant Custodian	1
Principal	1
Registrar	1
School Office Assistant Sec - 11 Mo.	1
School Office Manager	1
Site Clerk	2
SPED Mild/Mod	3.5
SPED Mod/Severe	0.5
SSP Special Ed - 9.5 Mo.	3
Teacher	48
Add FTE DashBoard Support	1
Additional AP/ Site Coordinator	0.5



Facilities Facts and Figures:

Year Built	1998
Year Last Modernized	-
Site Acreage	11.25
Building Sq. Footage	90,329
Site Capacity	1,483
Classrooms	43
Labs	9
Parent Center	YES
Cafeteria	YES





Frances E.

WILLARD INTERMEDIATE SCHOOL

*1342 N. Ross St., Santa Ana, CA 92706 // (714) 480-4800
www.sausd.us/willard*

School Principal:

**AMY
SCRUTON**

Grades Served:

6-8

Mascot:

JAGUARS


What Makes This School Unique: One of 73 schools nationwide partnered with Turnaround Arts, a program of the John F. Kennedy Center for the Performing Arts and the President's Committee on the Arts and Humanities.

A robust music and art program offering Band, Orchestra, Mariachi, Drumline, Choir and Digital/Fine Arts creating a direct pathway into the SanArts program at Santa Ana High School.

Substantial reading growth on SBAC as a result of the school's focus on literacy.

Growth projections met on MAP in Math and Reading in all grade levels; closing the achievement gap.

Promoting student engagement through electives, sports, clubs, performances, a musical production, and field trip opportunities.





Projected Enrollment and Staffing:

2018-19 Projected Enrollment	725
2018-19 Projected Staffing (FTE - Full Time Equivalent)	FTE:
Activities Monitor (Activity Supervisor 17-18)	4
Assessment and Data Specialist - 11 Mo.	1
Assistant Principal	1
Attendance Tech - 11 Mo.	1
Computer Tech II - 10 Mo. (Computer Tech 17-18)	1
Counselor	2
District Safety Officer	2
Instructional Assistant Severely Disabled - 9.5 Mo.	4
Library Media Tech - 10.5 Mo.	1
Plant Custodian	1
Principal	1
Registrar	1
School Office Assistant Sec - 11 Mo.	1
School Office Manager	1
Site Clerk	1
SPED Mild/Mod	6
SPED Mod/Severe	2
SSP Special Ed - 9.5 Mo.	6
Teacher	22
Additional AP/ Site Coordinator	1



Facilities Facts and Figures:

Year Built	1974
Year Last Modernized	2009
Site Acreage	9.79
Building Sq. Footage	91,830
Site Capacity	916
Classrooms	41
Labs	-
Parent Center	YES
Cafeteria	YES





CENTURY HIGH SCHOOL

1401 S. Grand Ave., Santa Ana, CA 92705 // (714) 568-7000
www.sausd.us/century

School Principal:
DR. JONATHAN SWANSON

Grades Served:
9-12

Number of Students:
1,765

Mascot:
CENTURIONS

School Colors:
ROYAL BLUE, KELLY GREEN, & SILVER

School Motto: **Commitment, Honor, Success**

What Makes This School Unique: Century High School is a comprehensive school with

award-winning programs, including league-championship athletic teams, a daily student television broadcast, racecars built by the Race Team, among other clubs and activities. Century High School created an Early College program allowing students to receive high school and college credit simultaneously. Currently, there are approximately 150 students participating in Early College. Century High School has four award-winning academies in place: E-Business, TEACH, Digital Media, and Engineering. A Trades Development Academy is currently being planned for 2018.

In 2017, Century started a 9th grade program called Century FLEX. This innovative program allows for students to have increased independence while belonging to a smaller learning community.

In 2016, Century opened the 3rd Nicholas Academic Center (NAC) housed on Century's campus. The NAC is an incredible resource for students, assisting with tutoring, college preparation, and financial aid.

CLUBS & EXTRACURRICULAR ACTIVITIES:

- » ASB
- » Amnesty International
- » Arts & Crafts Club
- » AVID
- » Brain Feeders
- » Builders Club
- » Centurion Buds
- » Competitive Game Development
- » Ecology Club
- » French Club
- » Future Business Leaders of America
- » Gay and Straight Alliance
- » Hearts on Paws
- » Key Club
- » Mixed Martial Arts
- » National Honor Society
- » Peer Assistance and Leadership
- » Rotary Interact
- » Stage Crew
- » Thespians
- » Technology Club

AWARDS:


- » California Distinguished School
- » Golden Bell Award
- » American Institute of Architects Orange County – Honor Award
- » First Place Award – California State Fair Industrial & Technology Competition
- » National Exemplary Anti-Bully Program Award
- » California Association of Student Councils Exemplary Model for Outstanding ASB Activities and Student Leadership
- » Project Tomorrow "Innovation in Education Award in Science, Math, and Technology" – Third Place
- » National CIRT-ACE Design Competition in Washington, DC.

AFTERSCHOOL OPTIONS:

- » Centurion Club
- » Nicholas Academic Center
- » Various clubs and activities

Parent Engagement:

Multiple programs offered through Century's Parent Center: Coffee with the Principal, Parent Leader Meetings, PIQE (Parent Institute for Quality Education), Aeries Technology Training, Disciplina Positiva, Project Kinship.



Projected Enrollment and Staffing:

2018-19 Projected Enrollment	1731
2018-19 Projected Staffing (FTE - Full Time Equivalent)	FTE:
Activities Monitor (Activity Supervisor 17-18)	6
Assistant Principal	2
Athletic Director	1
Athletic Equip Attendant II - 11 Mo.	1
Athletic Field Groundskeeper	1
Athletic Trainer - 11 Mo.	1
Attendance Tech - 11 Mo.	1
Computer Tech II - 10 Mo. (Computer Tech 17-18)	1
Counselor	4
District Safety Officer	3
ELD Coordinator	1
Higher Ed Center Specialist	1
Instructional Assistant Severely Disabled - 9.5 Mo.	8
Librarian	1
Library Media Tech - 10 Mo.	1
Outreach Consultant	1
Plant Custodian	1
Principal	1
Registrar	1
School Account Clerk - 11 Mo.	1
School Office Assistant Sec - 11 Mo.	2
School Office Manager	1
Site Clerk	2
SPED Mild/Mod	10
SPED Mod/Severe	4
SSP Special Ed - 9.5 Mo.	10
Stage Manager	1
Teacher	56
Title I Teacher	2
Additional AP/ Site Coordinator	1



Facilities Facts and Figures:

Year Built	1989
Year Last Modernized	-
Site Acreage	24.99
Building Sq. Footage	202,838
Site Capacity	1,890
Classrooms	98
Labs	20
Parent Center	YES
Cafeteria	YES





Hector

GODINEZ FUNDAMENTAL HIGH SCHOOL

3002 Centennial Road, Santa Ana, CA 92704 // (714) 433-6600

www.sausd.us/godinez

School Principal:

**JESSE
CHURCH**

Grades Served:

9-12

Mascot:

GRIZZLY

School Colors:

**BLACK, GOLD,
& WHITE**

School Offerings: Godinez offers all students a rigorous, relevant, and coherent standards-based curriculum that supports the achievement of the academic standards, college and career-readiness standards, and schoolwide learner outcomes. Also, it offers students the opportunity to earn college and high school credit simultaneously, through its dual enrollment early college program.

Mission Statement: To provide a safe, supportive environment with clear, consistent expectations and high academic standards.



AFTERSCHOOL OPTIONS:

Tutoring, academic and college counseling

CLUBS & EXTRACURRICULAR ACTIVITIES:


Multiple clubs, Visual & Performing Arts (VAPA) and CIF Athletic Teams

AWARDS:

Great Grizzly, Perfect G, 3.0 Awards, Athlete of the Month, Scholar Athlete, PBIS

What Makes This School Unique:

- » District's only fundamental high school; 100% lottery
- » Strong College Going Culture: Graduation rate exceeds 99%. More than 95% of graduating seniors enroll in a two or four year university. More than 65% of students meet the UC A-G requirements.
- » Dual Enrollment: Students have the opportunity to earn college and high school credits simultaneously. Godinez plans to develop an early college model, allowing students to complete high school on an accelerated schedule.
- » Extracurricular Activities: High school success correlates strongly with student involvement. Approximately 90% of Godinez students are involved in performing arts, sports, clubs, community service activities, and community sponsored programs.
- » Collaborative Atmosphere: As a community of learners, all students and staff participate in innovative cross curricular activities inspired annually by a common novel chosen using student and staff input.
- » Professional Preparation: During an interview with staff and community members, seniors present a comprehensive digital portfolio that showcases awards and outstanding student work, compiled over four years, representing all disciplines.



Projected Enrollment and Staffing:

2018-19 Projected Enrollment	2484
2018-19 Projected Staffing (FTE - Full Time Equivalent)	FTE:
Activities Monitor (Activity Supervisor 17-18)	9
Assistant Principal	3
Athletic Director	1
Athletic Equip Attendant II - 11 Mo.	1
Athletic Field Groundskeeper	1
Athletic Trainer - 11 Mo.	1
Attendance Tech - 11 Mo.	1
Autism Paraprofessional - 9.5 Mo.	8
Computer Tech II - 10 Mo. (Computer Tech 17-18)	1
Counselor	5
District Safety Officer	3
ELD Coordinator	1
Higher Ed Center Specialist	1
Instructional Assistant Severely Disabled - 9.5 Mo.	1
Librarian	1
Library Media Tech - 10 Mo.	1
Plant Custodian	1
Principal	1
Registrar	1
School Account Clerk - 11 Mo.	1
School Office Assistant Sec - 11 Mo.	2
School Office Manager	1
Site Clerk	3
SPED Mild/Mod	6
SPED Mod/Severe	4.5
SSP Special Ed - 9.5 Mo.	6
Stage Manager	1
Teacher	83.8



Facilities Facts and Figures:

Year Built	2003
Year Last Modernized	-
Site Acreage	26
Building Sq. Footage	261,732
Site Capacity	3,148
Classrooms	96
Labs	17
Parent Center	YES
Cafeteria	YES





MIDDLE COLLEGE HIGH SCHOOL

1530 W. 17th St., Santa Ana, CA 92706 (on Santa Ana College campus)
(714) 953-3901 // www.sausd.us/middlecollege
@mchswizards on Facebook, Twitter, and Instagram

School Principal:

DAMON
VOIGHT

Grades Served:

9-12

Mascot:

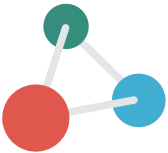
WIZARD

School Colors:

PURPLE, GRAY,
& WHITE

School Motto: The college experience in high school

School Offerings: Dual in enrollment on a college campus. CTE and College Pathways in Law, Medical Core, and Business Applications. It also offers an internship class for students to get real world experience.



AFTERSCHOOL OPTIONS:

Over 15 clubs and 4 sports clubs to choose from

AWARDS:

National Blue Ribbon School and California Gold Ribbon School, Named a Top School by U.S. World and News Report, AVID School of Distinction

What Makes This School Unique:

- » Dual enrollment on a college campus
- » College and Career Pathways in Law, Business Applications, Medical Core, and internships

Parent Engagement:

- » Monthly Coffee Chats, PTSA, DACA, and FASFA



Projected Enrollment and Staffing:

2018-19 Projected Enrollment	353
2018-19 Projected Staffing (FTE - Full Time Equivalent)	FTE:
Activities Monitor (Activity Supervisor 17-18)	2
Attendance Tech - 11 Mo.	1
Counselor	1
Principal	1
Registrar	1
School Office Manager	1
SPED Mild/Mod	0.1
SSP Special Ed - 9.5 Mo.	1
Teacher	16.8



Facilities Facts and Figures:

Year Built	2001
Year Last Modernized	-
Site Acreage	-
Building Sq. Footage	17,840
Site Capacity	350
Classrooms	15
Labs	3
Parent Center	YES
Cafeteria	NO





SADDLEBACK HIGH SCHOOL

2802 S Flower St., Santa Ana CA 92707 // (714) 569-6300
www.sausd.us/saddleback

School Principal:
ED BUSTAMANTE

Grades Served:
7-12

Mascot:
ROADRUNNER

School Colors:
**GREEN &
GOLD**

School Offerings: International Baccalaureate Program, AP courses, Project Lead The Way Bio Medical Science Program, AVID, Model United Nations, NJROTC

What Makes This School Unique:

1. The belief of all staff and teachers at Saddleback High School is that all kids have the ability to learn, and they strive to foster and model their knowledge of international awareness for all. That is the motto of the school's "IB For All."
2. Saddleback High School is the only school in the district that offers the world recognized International Baccalaureate Program which teaches and fosters a sense of global mindedness.
3. Saddleback High School is the only 7-12 comprehensive high school in the district, offering an exclusive Pre-IB Program for 7th and 8th graders, and offers them opportunities of a high school, while at the middle school level.
4. Saddleback offers many different pathways and clubs for students to choose from including, but not limited to IB, AP, PLTW Bio Medical, AVID, Model United Nations, NJROTC, OCAD, and MESA.
5. Saddleback is the only high school that provides 7th and 8th graders with the opportunity to take the AP exams, and is the only school who had a 7th grader score a 5 on the AP Spanish Language Exam.

SCHOOL MOTTO:
"IB For All"


**AFTERSCHOOL
OPTIONS:**
Local Scholar's Program

**CLUBS & EXTRACURRICULAR
ACTIVITIES**
All CIF sanctioned sports.
25 clubs.

AWARDS:
IB World School,
U.S. World News Top
100 Best School in
the Nation

Parent Engagement:

Full time on-site parent center with full time parent liaison. Classes offered each week such as Rosetta Stone, Parenting classes, College and Career Readiness Class, Financial Literacy, DACA, and many more.



Projected Enrollment and Staffing:

2018-19 Projected Enrollment	1600
2018-19 Projected Staffing (FTE - Full Time Equivalent)	FTE:
Activities Monitor (Activity Supervisor 17-18)	6
Assistant Principal	2
Athletic Director	1
Athletic Equip Attendant II - 11 Mo.	1
Athletic Field Groundskeeper	1
Athletic Trainer - 11 Mo.	1
Attendance Tech - 11 Mo.	1
Computer Tech II - 10 Mo. (Computer Tech 17-18)	1
Counselor	4
District Safety Officer	3
ELD Coordinator	1
Higher Ed Center Specialist	1
IB Coordinator	1
IB Teacher	7
Instructional Assistant Severely Disabled - 9.5 Mo.	10
Librarian	1
Library Media Tech – 10 Mo.	1
Outreach Consultant	1
Plant Custodian	1
Principal	1
Registrar	1
ROTC	2
School Account Clerk - 11 Mo.	1
School Office Assistant Sec - 11 Mo.	2
School Office Manager	1
Site Clerk	2
SPED Mild/Mod	9
SPED Mod/Severe	5
SSP Special Ed - 9.5 Mo.	9
Stage Manager	1
Teacher	51.8



Facilities Facts and Figures:

Year Built	1966
Year Last Modernized	2010
Site Acreage	36.44
Building Sq. Footage	203,786
Site Capacity	2,179
Classrooms	84
Labs	6
Parent Center	YES
Cafeteria	YES





SANTA ANA HIGH SCHOOL

520 W. Walnut St., Santa Ana, CA 92701 // (714) 567-4900

www.sausd.us/sahs

School Principal:

**JEFF
BISHOP**

Grades
Served:

9-12

Mascot:

**SAMMY AND
SALLY SAINT**

School Motto:

**"ONCE A SAINT,
ALWAYS A SAINT"**

School Offerings: Rigorous, relevant and personal instruction. Santa Ana High School also offers relevant and personal educational experience in a "Respectful, Responsible, Environment of Integrity and Acceptance in a character-building setting." Its focus is on academic excellence and personal formation in the "Way of the Saints." Santa Ana High School's athletic teams compete in the Goldenwest League and have produced many college and professional athletes over the past 128 Years. The tradition and pride found at Santa Ana High School are, "Second to None." It considers its students' lives to be the "Ultimate Form of Art."

Santa Ana High School also has the following Additional Pathways, Internships and Certificate Programs available: 1) Automotive Certification (ASC) 2) Fashion Design and Merchandising 3) Medical Corps. Campus and classroom tours are available upon request.



AFTERSCHOOL OPTIONS:

- » Halos After School Program
- » Tutoring
- » Clubs
- » Sports
- » Dance
- » Robotics
- » "College Now" Classes
- » Bridge College Classes,
- » Fellowship Of
- » Christian Athletes
- » Gay-Straight Alliance
- » Theater Arts
- » Choir
- » Jazz Band
- » Relampico Cultural Dance
- » Modern Dance
- » Polynesian Dance
- » CIF Sports
- » NJROTC
- » Mariachi Band
- » Marching Band
- » Bridge To Employment (BTE)
- » CSF
- » Master Art Classes
- » Master Dance Classes
- » Master Voice Lessons
- » Edward James Olmos Film And Cinematic Arts Pathway
- » "Sanarts" Conservatory
- » Judge Elizabeth Macias Legal Academy Pathway
- » Mock Trial

CLUBS & EXTRACURRICULAR ACTIVITIES

HALOS, Tutoring, CIF Sports

AWARDS:


25 League Wrestling Championships, CIF Division 13 Championship Game, Football Goldenwest League Championships 2 years straight

What Makes This School Unique:

- » The first and oldest school in the district, founded in 1889
- » Hundreds of programs and extracurricular activities to meet the needs of all students
- » Fastest growing school in district
- » Largest school in district
- » SanArts Conservatory provides students opportunities to have a concentration in visual, fine, performing and cinematic arts
- » Judge Elizabeth Macias Legal Academy

Parent Engagement:

Weekly parent trainings. First Family and Community Monthly Farmer's Market. On-Campus Family Food Pantry. On-campus Family Center.



Projected Enrollment and Staffing:

2018-19 Projected Enrollment	2997
2018-19 Projected Staffing (FTE - Full Time Equivalent)	FTE:
Activities Monitor (Activity Supervisor 17-18)	10
Assistant Principal	4
Athletic Director	1
Athletic Equip Attendant II - 11 Mo.	1
Athletic Field Groundskeeper	1
Athletic Trainer - 11 Mo.	1
Attendance Tech - 11 Mo.	1
Computer Tech II - 10 Mo. (Computer Tech 17-18)	1
Counselor	7
District Safety Officer	4
ELD Coordinator	1
Higher Ed Center Specialist	1
Instructional Assistant Severely Disabled - 9.5 Mo.	6
Librarian	1
Library Media Tech – 10 Mo.	1
Outreach Consultant	1
Plant Custodian	1
Principal	1
Registrar	1
ROTC	3
School Account Clerk - 11 Mo.	1
School Office Assistant Sec - 11 Mo.	2
School Office Manager	1
Site Clerk	4
SPED Mild/Mod	16
SPED Mod/Severe	3
SSP Special Ed - 9.5 Mo.	16
Stage Manager	1
Teacher	98.8



Facilities Facts and Figures:

Year Built	1935
Year Last Modernized	2009
Site Acreage	24.3
Building Sq. Footage	371,847
Site Capacity	3,439
Classrooms	131
Labs	5
Parent Center	YES
Cafeteria	YES





SEGERSTROM HIGH SCHOOL

2301 West MacArthur Blvd., Santa Ana, CA 92704 // (714) 241-5000
www.sausd.us/segerstrom

School Principal:
DUNCAN MCCULLOCH

Grades Served:
9-12

Mascot:
JAGUARS

School Colors:
CRIMSON, BLACK, & GOLD

School Motto:
R.O.A.R.
(RESILIENCE, OWNERSHIP, ACHIEVEMENT, RESPECT)

Mission Statement: To maintain a community that provides a challenging and supportive environment, which empowers students to develop the skills and strategies necessary for post-secondary success.

What Makes This School Unique: Wide variety of Advanced Placement choices. The only American Sign Language program in SAUSD. Southern California's only Aerospace Engineering program. Only school in Orange County to offer students free college entrance exams in both the ACT & SAT. Awarded over 175 Seal of Bi-literacy recipients overreach of the last 3 years. Simon Scholarship program school.

School Offerings: Fundamental education committed to civic responsibility and college preparation. It offers students the best college preparation in SAUSD: highest graduation rates, exceptional extra-curricular programs, wide range of AP options, intensive tutoring programs for all grade levels, college prep testing, and AP boot camps for preparation and success.

AFTERSCHOOL OPTIONS:

- » Music Club
- » Maker Space Club
- » Reality Changers
- » College and Career Club
- » Tutoring every day until 6 p.m
- » Field trips to museums and colleges
- » Athletic Tutorial/Academic Support
- » Boys & Girls Club College Bound Program
- » Parent Workshops every week (Disciplina Positiva)
- » Higher Education Center late nights and college
- » Rep visits
- » Monthly Events (Open Mic, Karaoke, Video Gamers Tournament, Trivia Night etc.)
- » Guest Service Gold workshops for students to help prepare them for a career in customer service

AWARDS:


2017 US News & World Report Silver Medalist award (Tops in SAUSD, 8th on OC)

Clubs and Extracurricular Activities:

In addition to offering students many vibrant academic opportunities, Segerstrom is a collection of culture and activity outside the classroom that are second to none. Coming to Segerstrom isn't just about education it's also about becoming part of the jaguar family. With over 50 student clubs on campus including a red cross club, key club, Kiwanis, pink ribbon, girls league, and LULAC every student has many opportunities to become involved in campus affairs. The service programs it offers fits all kinds of interests and needs with student support systems before and after school. Students can find a chance to participate in maker-space, Mock Trial, NHS or safe school ambassadors. Scholars can design their own experiences supported by a strong student body government that includes a student senate to empower young students to develop a campus that fully represents their interests. Here at Segerstrom, education goes well beyond coursework. Extracurricular activities are a vital part of our experience here at Segerstrom. The school strives in creating unique opportunities for friendship and learning.

Parent Engagement:

Segerstrom has over 17 parent meeting opportunities throughout the school year. Everything from grade level orientations, to technology nights, FAFSA boot camps for parents and students, 10th grade check-ups, ELAC, PTSO, LCAP, and Fundamental lottery registration.



Projected Enrollment and Staffing:

2018-19 Projected Enrollment	2501
2018-19 Projected Staffing (FTE - Full Time Equivalent)	FTE:
Activities Monitor (Activity Supervisor 17-18)	8
Assistant Principal	3
Athletic Director	1
Athletic Equip Attendant II - 11 Mo.	1
Athletic Field Groundskeeper	1
Athletic Trainer - 11 Mo.	1
Attendance Tech - 11 Mo.	1
Computer Tech II - 10 Mo. (Computer Tech 17-18)	1
Counselor	5
District Safety Officer	3
ELD Coordinator	1
Higher Ed Center Specialist	1
Instructional Assistant Severely Disabled - 9.5 Mo.	4
Librarian	1
Library Media Tech – 10 Mo.	1
Plant Custodian	1
Principal	1
Registrar	1
School Account Clerk - 11 Mo.	1
School Office Assistant Sec - 11 Mo.	2
School Office Manager	1
Site Clerk	3
SPED Mild/Mod	7
SPED Mod/Severe	2
SSP Special Ed - 9.5 Mo.	6
Stage Manager	1
Teacher	78.8



Facilities Facts and Figures:

Year Built	2005
Year Last Modernized	-
Site Acreage	39.1
Building Sq. Footage	252,414
Site Capacity	2,942
Classrooms	84
Labs	1
Parent Center	YES
Cafeteria	YES





VALLEY HIGH SCHOOL

1801 S. Greenville St., Santa Ana, CA 92704 // (714) 241-6410
www.sausd.us/valley

School Principal:

**HECTOR
GALICIA**

Grades Served:

9-12

Mascot:

FALCONS

School Colors:

BLUE & GOLD

School Motto:

**WE ARE
VALLEY**

School Offerings: Six career academies, offering industry partnerships and sequences of courses to prepare students for college and career. The Anteatler Academy supports students in Advanced Placement and honors level courses.
What Makes This School Unique: High School Inc. – Career academies specializing in Culinary Arts, Health Sciences, Automotive, New Media, Global Business, and Engineering. Link Crew - Leaders create special welcome for freshman. Peer Assistance and Leadership (PAL). High School Inc. Ambassadors and Leadership Camp.

AFTERSCHOOL OPTIONS:

- » NAC
- » Falcon Club (Assets Grant)
- » College NOW
- » ROP
- » BRIDGE courses
- » Academic Talent Search (Santa Ana College-SAC)
- » Achievement Via Individual

- » Determiation (AVID)
- » Early Academic Outreach
- » Program & EAOP Transfer (UC Irvine-UCI)
- » Falcon Club
- » Tutoring and Enrichment
- » Santa Ana College Outreach

- » Saturday Academy of Law (UCI)
- » Upward Bound (California State University, Fullerton & Santa Ana College)
- » College Bound (Boys & Girls Club of America)
- » Project Kinship

CLUBS & EXTRACURRICULAR ACTIVITIES

- » Athletics
- » Academic Decathlon
- » Marching band
- » Choir
- » Dance team
- » Variety of clubs
- » Key
- » GSA
- » Adopt-a-Kinder
- » Bible
- » HOSA

- » Vida
- » Dreamers
- » Japanese Culture
- » BSU
- » CSF
- » Blue & Gold Ballet Folklorico
- » Valley STARS
- » Global Business

AWARDS:


- Numerous student awards and accolades, including:
- » Automotive Academy qualified for the Hot Rodders Engine Challenge and competed in the Las Vegas Nationals Competition in November 2016 and 2017.
 - » High School Inc. received the California School Boards Association's 2014 Golden Bell Award. Engineering Academy team won 1st place in the Statewide RoboPlay Competition.
 - » Culinary Academy earned its 4th National Championship in 2016.
 - » 6 Gates Millennium Scholars
 - » 14 Boys Cross Country league titles
 - » 11 Football league championships

What Makes This School Unique:

High School Inc. – Career academies specializing in Culinary Arts, Health Sciences, Automotive, New Media, Global Business, and Engineering. Link Crew - Leaders create special welcome for freshman. Peer Assistance and Leadership (PAL). High School Inc. Ambassadors and Leadership Camp.

Parent Engagement:

Parent Center provides a space for trainings and classes, access to technology, and assistance provided by a family and community liaison. Volunteer group of parents also present to answer questions and provide support. Parents are involved in annual Posada, Valley De Los Muertos, chaperoning, attending classes, ESL development, self-improvement, technology courses, and more. Parents serve on Health and Safety Committee, School Site Council and English Learner Advisory Committee.



Projected Enrollment and Staffing:

2018-19 Projected Enrollment 2177

2018-19 Projected Staffing (FTE - Full Time Equivalent) FTE:

Activities Monitor (Activity Supervisor 17-18)	8
Assistant Principal	3
Athletic Director	1
Athletic Equip Attendant II - 11 Mo.	1
Athletic Field Groundskeeper	1
Athletic Trainer - 11 Mo.	1
Attendance Tech - 11 Mo.	1
Computer Tech II - 10 Mo. (Computer Tech 17-18)	1
Counselor	5
District Safety Officer	3
ELD Coordinator	1
Higher Ed Center Specialist	1
Instructional Assistant Severely Disabled - 9.5 Mo.	6
Librarian	1
Library Media Tech – 10 Mo.	1
Outreach Consultant	1
Plant Custodian	1
Principal	1
Program Specialist	1
Registrar	1
School Account Clerk - 11 Mo.	1
School Office Assistant Sec - 11 Mo.	2
School Office Manager	1
Site Clerk	3
SPED Mild/Mod	12
SPED Mod/Severe	3
SSP Special Ed - 9.5 Mo.	12
Stage Manager	1
Teacher	69.2
Title I Teacher	2



Facilities Facts and Figures:

Year Built	1958
Year Last Modernized	2016
Site Acreage	43.97
Building Sq. Footage	277,217
Site Capacity	2,827
Classrooms	109
Labs	5
Parent Center	YES
Cafeteria	YES





Cesar E.
CHAVEZ HIGH SCHOOL

2128 S. Cypress Avenue, Santa Ana, CA 92707 // (714) 430-5700
www.sausd.us/chavez

School Principal:


**MATTHEW
CRUZ**

Grades Served:

9-12

Mascot:

EAGLE



School Offerings: César E. Chávez High School has Círculos which is one of the 18 XQ Superschools in the country, and is a “RISE” (Resiliency in School Environments) School, one of 20 in the nation. It is the only high school in the district to offer students an opportunity to earn a diploma in a night school. Additionally, classes fulfilling the A through G college requirements can be taken at accelerated rates, meaning that students are able to obtain a high school diploma and enter into a university or career earlier than what is possible at traditional high schools. Chávez is working to expand its offering of CTE (Career and Technical Education) classes that lead to industry certifications leading to career pathways. All this is so that students at César E. Chávez High School can be delivered a rigorous and meaningful education empowering them to achieve dreams for college and/or career.

Mission Statement: Making Students **WHOLE** (Wellness, Happiness, Organization, Learning, Excellence)

What Makes This School Unique:

- » Development of study plans enabling students to plan, implement, and monitor their classes.
- » Unique plans developed online through the California College Guidance Initiative.
- » A full night school exists to enable students to earn a diploma at night.
- » Dedicated and caring staff who work with students to discover their purpose in life and achieve academic success.
- » The only Trauma Informed School Culture in the Santa Ana Unified School District. A RISE (Resiliency in School Environments) School.
- » Círculos – One of 18 XQ Superschools in the Nation. A school within a school with the premise that a “school without walls” can provide opportunities to students to develop social capital in communities and learn access and privilege knowledge that will lead to jobs and/or careers.

Parent Engagement:

Weekly parent workshops and training



Projected Enrollment and Staffing:

2018-19 Projected Enrollment	370
2018-19 Projected Staffing (FTE - Full Time Equivalent)	FTE:
Activities Monitor (Activity Supervisor 17-18)	1
Attendance Tech - 11 Mo.	1
Counselor	1
District Safety Officer	1
Plant Custodian	1
Principal	1
Registrar	1
School Office Manager	1
Site Clerk	1
SPED Mild/Mod	1
SSP Special Ed - 9.5 Mo.	1
Teacher	18.4
Additional AP/ Site Coordinator	1
Additional District Safety Officer	1
Additional Site Clerk	1



Facilities Facts and Figures:

Year Built	1991
Year Last Modernized	-
Site Acreage	2.10
Building Sq. Footage	19,860
Site Capacity	325
Classrooms	16
Labs	-
Parent Center	YES
Cafeteria	YES





LORIN GRISET ACADEMY

1915 W. McFadden Ave., Santa Ana, CA 92704 // (714) 648-2900

www.sausd.us/griset

School Principal:

**MICHAEL A.
PARRA**

Grades
Served:

9-12

Mascot:

PUMAS

Mascot:

**MAROON/
GREY**

Mission Statement: Lorin Griset Academy is a community of life-long learners where students, in a positive way, learn to adapt to change.

School Offerings: The school offers students an opportunity to complete their graduation requirements for credit recovery or early graduation in an accelerated structure in a supportive small school environment.

AFTERSCHOOL OPTIONS:

Career Technical Education courses, student personal development workshops, small school tournament sports activities.

CLUBS & EXTRACURRICULAR ACTIVITIES:

Student Leadership, Peer Assistance Leadership, Key Club, Neutral Ground, and YoungLives.

AWARDS:

2017 Gold Status PBIS State Recognition

What Makes This School Unique:

- » 9-week 45-day semester structure for accelerated credit recovery
- » Small personalized community of 360 students
- » Higher ratio of community partners, mentors and personal support personnel
- » Built-in tutorial time four days out of the week

Parent Engagement:

Weekly parent workshops and training offered every



Projected Enrollment and Staffing:

2018-19 Projected Enrollment	335
2018-19 Projected Staffing (FTE - Full Time Equivalent)	FTE:
Activities Monitor (Activity Supervisor 17-18)	2
Attendance Tech - 11 Mo.	1
Counselor	1
District Safety Officer	1
Plant Custodian	1
Principal	1
Registrar	1
School Office Manager	1
SPED Mild/Mod	2
SSP Special Ed - 9.5 Mo.	2
Teacher	15.4



Facilities Facts and Figures:

Year Built	2003
Year Last Modernized	-
Site Acreage	2.50
Building Sq. Footage	63,654
Site Capacity	375
Classrooms	18
Labs	3
Parent Center	YES
Cafeteria	YES





REACH ACADEMY

1512 W. Santa Ana Blvd., Santa Ana, CA 92703 // (714) 431-1800

www.sausd.us/reach

School Principal:

TRUCKER
CLARK

Grades
Served:

7-12

Mascot:

EAGLES

School Colors:

GOLD &
BLACK

School Motto: REACH Academy stands for Responsible Citizens, Effective Communicators, Active Learners, Critical Thinkers, and Healthy Individuals.

School Offerings: REACH Academy is a Community Day School operated by the Santa Ana Unified School District. REACH Academy serves the district's students who have been expelled, referred by a School Attendance Review Board (SARB), referred by a Pupil Placement Committee (PPC) for behavior, attendance and/or performance issues, referred by Orange County Probation, and/or other youth at high risk.



What Makes This School Unique:

1. REACH Academy is WASC Accredited and offers A - G courses. REACH Academy operates a 360-minute instructional day, which is a student centered approach that supports and embraces the diverse needs of the students by providing an alternative method of teaching, assessment and learning, rigorous and relevant teaching and curriculum, intervention and prevention, extended learning opportunities, safe and healthy environments, and collaborative partners that are all Student Centered.
2. REACH Academy has a Positive and Restorative Culture that offers a small school environment, low student to teacher ratios, more one-on-one student attention, powerful student and staff relationships, and a strong focus on Higher Order Thinking, Blended Learning and Success Skills, which has created an environment where all students can strive to succeed.
3. Besides offering the traditional subjects such as English Language Arts, Mathematics, Social Studies, Sciences, Foreign Languages, Physical Education and Electives, REACH Academy has created what is called the HEART class, which is an orientation class for all new students. Its purpose is to relieve the stresses these students and their families are experiencing, as well as to better prepare them for success. HEART stands for Hope, Engage, Achieve, Restore and Transition.
4. Project Kinship is one of many community partners at REACH Academy. Project Kinship is providing direct individual support with Case Management to students and families with support linked to community resources, one-to-one paraprofessional counseling, individual gang mediation, crisis-based gang intervention on site and de-escalation support, one-on-one substance abuse counseling services and student home visits, and providing group support with restorative practice circles, emotional literacy and anger management groups, after school restorative practice group, youth development activities, gang intervention groups, female intervention groups, and substance abuse groups.



Projected Enrollment and Staffing:

2018-19 Projected Enrollment	43
2018-19 Projected Staffing (FTE - Full Time Equivalent)	FTE:
Activities Monitor (Activity Supervisor 17-18)	1
District Safety Officer	1
Outreach Consultant	2
Plant Custodian	1
Principal	1
School Office Assistant Sec - 11 Mo.	1
School Office Manager	1
SPED Mild/Mod	1
SSP Special Ed - 9.5 Mo.	1
Teacher	6



Facilities Facts and Figures:

Year Built	1999
Year Last Modernized	2009
Site Acreage	2.30
Building Sq. Footage	22,080
Site Capacity	450
Classrooms	13
Labs	2
Parent Center	YES
Cafeteria	YES





ADVANCED LEARNING ACADEMY

Elementary campus:
335 E. Walnut St., Santa Ana, CA 92701 // (714) 480-4300
Intermediate and High School campus:
1325 E. 4th Street, Santa Ana, CA 92701 // (714) 430-4350
www.sausd.us/ala

School Principal:

**KIM
GARCIA**

Grades Served:

3-9

Mascot:

WOLVES

School Colors:

**BLUE &
GOLD**

Mission Statement: ALA students will learn 21st century skills through meaningful hands-on experiences that prepare them for college and career.

School Offerings: The school offers students an opportunity to complete their graduation requirements for credit recovery or early graduation in an accelerated structure in a supportive small school environment.

AFTERSCHOOL OPTIONS:

Engage 360, After-school Tutoring

CLUBS & EXTRACURRICULAR ACTIVITIES:

ASB/Leadership, Speech and Debate, Intermediate Sports, Robotics, App Development/Coding, AVID, ALA Weekly News, Math Field Day

AWARDS:

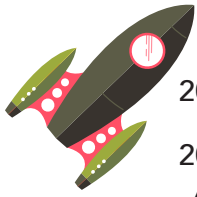
PBIS Silver Medal Recipient

What Makes This School Unique:

- » District Dependent Charter School. ALA is proud to be a school of choice in SAUSD. We are a dependent charter that is governed by the SAUSD Board of Trustees. ALA's mission is to incorporate innovative teaching and learning practices that support student voice and choice in learning.
- » Competency-based Learning. Classes are mixed grade levels and students are grouped in classes according to their competency level. Students are assessed every six weeks and classes are adjusted to ensure that each student progress on their personalized learning path.
- » Partnership with SAC for Dual Enrollment. Students at ALA-Early College are dually enrolled in college level classes at SAC. Students have the opportunity to take classes at the school site and complete an Associate's Degree with transfer credit to a four-year university by the time they complete their high school diploma.
- » Circulos/XQ Super School Pilot Program. Ninth grade students at ALA are piloting the Circulos/XQ project where they have the opportunity to participate in place-based learning and internships throughout the City of Santa Ana.

Parent Engagement:

Raising Highly Capable Kids, Monthly Parent Meetings, ELAC Meetings, School Site Council, Fall Festival, End of Year Spring Festival, Pastries with Parents, Skate Night, Open House, Back to School Night, Parent Conferences, Partnership with Santa Ana College-Remington Center- Parenting, Technology, ESL, GED, and Citizenship Classes



Projected Enrollment and Staffing:

2018-19 Projected Enrollment	137
2018-19 Projected Staffing (FTE - Full Time Equivalent)	FTE:
Activities Monitor (Activity Supervisor 17-18)	2
Computer Tech II - 10 Mo. (Computer Tech 17-18)	1
Library Media Technician - 10.5 Mo.	1
Plant Custodian Elementary	1
Principal	0.5
Program Specialist	1
School Office Manager Elementary - 11 Mo.	1
Secretary	1
Site Clerk - 10.5 Mo.	1
SPED Mild/Mod	1
SSP Special Ed - 9.5 Mo.	1
Teacher	5

ELEMENTARY

Facilities Facts and Figures:



Year Built	2013
Year Last Modernized	-
Site Acreage	2.07
Building Sq. Footage	14,432
Site Capacity	261
Classrooms	12
Labs	1
Parent Center	YES
Cafeteria	YES



Projected Enrollment and Staffing:

2018-19 Projected Enrollment	219
2018-19 Projected Staffing (FTE - Full Time Equivalent)	FTE:
Activities Monitor (Activity Supervisor 17-18)	3
Counselor	0.5
Plant Custodian Elementary	1
Principal	0.5
Site Clerk - 10.5 Mo.	1
SPED Mild/Mod	1
SSP Special Ed - 9.5 Mo.	1
Teacher	9

Facilities Facts and Figures:

Year Built	2009
Year Last Modernized	-
Site Acreage	4.08
Building Sq. Footage	7,274
Site Capacity	300
Classrooms	10
Labs	1
Parent Center	YES
Cafeteria	YES

INTERMEDIATE & HIGH SCHOOL

DISTRICT NUMBERS



District Office
714.558.5501

Superintendent's Office
714.558.5512

Communications Office
714.558.5555

Business Services
714.558.5821

Santa Ana School Police
714.558.5540

Nutritional Services
714.431.1909

Facilities/ Governmental Relations
714.558.5349

Human Resources
714.558.5860

Technology Innovation Services
714.558.5523

Educational Services
714.558.5523

Extended Learning
714.558.5630

Special Education
714.558.5551

Early Childhood Education
714.431.7580

Career Technical Education
714.241.6598

Head Start
714.431.7576

Adult Transition
714.972.7100

Pupil Support Services
714.431.3481

English Language Learners
714.558.5855





FOLLOW US!



This LCAP Financial Blueprint serves as the school community's budget roadmap for 2018-19. SAUSD values providing our school community a transparent preview of all fiscal resource allocations to meet 21st century student achievement goals.

Dr. Stefanie Phillips
Superintendent of Schools



Santa Ana Unified School District

1601 E. CHESTNUT AVE.
SANTA ANA, CA 92701

(714) 558-5501



WWW.SAUSD.US

AGENDA ITEM BACKUP SHEET

June 26, 2018

Board Meeting

TITLE: Adoption of Resolution No. 17/18-3242 – Authorizing Annual Levy of Special Taxes within Community Facilities District No. 2004-1 of Santa Ana Unified School District Central Park Project for 2018-19 Fiscal Year

ITEM: Action

SUBMITTED BY: Orin L. Williams, Assistant Superintendent, Facilities and Governmental Relations

PREPARED BY: Jeremy Cogan, Director of Facilities Planning

BACKGROUND INFORMATION:

The purpose of this agenda item is to seek Board adoption of Resolution No. 17/18-3242 - for the annual levy of special taxes within Community Facilities District (CFD) No. 2004-1 of Santa Ana Unified School District Central Park Project for fiscal Year 2018-19. The CFD for the Santa Ana Unified School District Central Park Project (“CFD No. 2004-1”) was formed and established by the Board of Education on September 28, 2004, pursuant to the Mello-Roos Community Facilities Act of 1982, as amended (Section 53311 *et seq.* of the California Government Code). The formation of CFD No. 2004-1 followed a public hearing and a *landowner election* at which the qualified electors (landowners) of the CFD, by more than a two-thirds vote, authorized the CFD to incur bonded indebtedness in the aggregate not to exceed the amount of \$16,000,000 and approved the levy of special taxes on certain real property located in the CFD. The fees are paid by those who purchase the residential property within the boundary of the CFD.

ITEM SUMMARY:

- Request approval to levy special taxes.
- Occurs annually since 2004
- Used for Capital Facilities Needs
- CFD Fund 499300 – Account balance of \$16,210.33, as of May 25, 2018.

RATIONALE:

The levying of Annual Special Taxes within CFD No. 2004-1 is used to repay interest and principal due on the 2005 Special Tax Bonds, issued for the purpose of financing the CFD. Adoption of a resolution authorizing the levy of special taxes is an annual requirement by the Orange County Assessor’s office to place taxes associated with CFD 2004-1 on the tax rolls. The Board is requested to approve the levying of annual special taxes for CFD No. 2004-1 for Fiscal Year 2018-19.

LCAP Goal 3.3: Establish processes that support maintaining current facilities (school safety and maintenance).

FUNDING:

Revenue to the Community Facilities District Fund

RECOMMENDATION:

Adopt Resolution No. 17/18-3242 to authorize the annual levy of special taxes within Community Facilities District No. 2004-1 of the Santa Ana Unified School District Central Park Project for fiscal year 2018-19.

1 RESOLUTION NO. 17/18-3242

2 SANTA ANA UNIFIED SCHOOL DISTRICT

3 RESOLUTION AUTHORIZING LEVY OF SPECIAL TAXES WITHIN COMMUNITY FACILITIES

4 DISTRICT NO. 2004-1 OF SANTA ANA UNIFIED SCHOOL DISTRICT

5 CENTRAL PARK PROJECT FOR FISCAL YEAR 2018-19

6 WHEREAS, the Santa Ana Unified School District (the "District")
7 previously established Community Facilities District No. 2004-1 of the
8 Santa Ana Unified School District (Central Park Project) ("CFD No. 2004-
9 1") all pursuant to the terms and provisions of the Mello-Roos Community
10 Facilities Act of 1982, as amended, commencing with Government Code
11 Section 53111 (the "Act"); and

12 WHEREAS, CFD No. 2004-1 issued its 2005 Special Tax Bonds in the
13 original principal amount of \$11,785,000 pursuant to Resolution No. 05/06-
14 2615, adopted by the Board of Education of the District acting as the
15 legislative body of CFD No. 2004-1 on July 26, 2006 (the "Bonds"); and

16 WHEREAS, the Board of Education of the District acting as the
17 legislative body of CFD No. 2004-1 is authorized pursuant to Resolution
18 Nos. 04/05-2576 and 04/05-2575 approved on August 24, 2004 (collectively,
19 the "Resolutions of Intention"), Resolution No. 04/05-2580 approved on
20 September 28, 2004 (the "Resolution of Formation") and the Ordinance
21 Authorizing the Levy of Special Taxes, approved on October 8, 2004 (the
22 "Ordinance") to levy a special tax on property in CFD No. 2004-1 to pay
23 principal, interest and administrative expenses with respect to all bonds
24 of CFD No. 2004-1, which include the Bonds, to pay for the construction,
25 acquisition and rehabilitation of certain public facilities authorized to
26 be financed by the levy of special taxes of CFD No. 2004-1 pursuant to the
27 Resolutions of Formation and to pay all expenses incidental thereto; and

28 WHEREAS, it is now necessary and appropriate that this Board levy
29 and collect the special taxes for Fiscal Year 2018-19 for the purpose
30 specified in the Ordinance, by the adoption of a resolution as specified
31 by the Act and the Ordinance; and

1 WHEREAS, the special taxes being levied hereunder are at the same
2 rate or at a lower rate than provided by the Ordinance; and

3 NOW, THEREFORE, THE BOARD OF EDUCATION OF THE SANTA ANA UNIFIED
4 SCHOOL DISTRICT, ACTING IN ITS CAPACITY AS THE LEGISLATIVE BODY OF
5 COMMUNITY FACILITIES DISTRICT NO. 2004-1, DOES HEREBY RESOLVE, DETERMINE
6 AND ORDER AS FOLLOWS:

7 Section 1. The above recitals are true and correct.

8 Section 2. The special tax ("Special Tax") is imposed without regard
9 to property valuation and is levied in compliance with the Act and the
10 Ordinance.

11 Section 3. In accordance with the Act and the Ordinance, there is
12 hereby levied upon the parcels within the District which are not otherwise
13 exempt from taxation under the Act or the Ordinance the special taxes for
14 Fiscal Year 2018-19 at the tax rates set forth in the report prepared by
15 Cooperative Strategies, LLC. for CFD No. 2004-1 entitled "Administration
16 Report Fiscal Year 2018-19" (the "Report") submitted herewith, which rates
17 do not exceed the maximum rates set forth in the Ordinance. After adoption
18 of this Resolution, the Assistant Superintendent, Facilities and
19 Governmental Relations, of the District, or his designee, may make any
20 necessary modifications to these special taxes to correct any errors,
21 omissions or inconsistencies in the listing or categorization of parcels
22 to be taxed or in the amount to be charged to any category of parcels;
23 provided, however, that any such modifications shall not result in an
24 increase in the tax applicable to any category of parcels and can only be
25 made prior to the submission of the tax rolls to the Orange County
26 Auditor.

27 Section 4. All of the collections of the special tax shall be used
28 only as provided for in the Act and Resolutions of Formation. The special
29 tax shall be levied only so long as needed to accomplish the purposes
30 described in Resolutions of Formation.

31 Section 5. The special tax shall be collected in the same manner as

1 ordinary *ad valorem* taxes are collected and shall be subject to the same
2 penalties and the same procedure and sale in cases of delinquency as
3 provided for *ad valorem* taxes as such procedure may be modified by law or
4 this Board from time to time.

5 Section 6. As a cumulative remedy, if any amount levied as a special
6 tax for payment of bond interest or principal, together with any penalties
7 and other charges accruing under this Resolution, are not paid when due,
8 the Board of Education may, not later than four years after the due date
9 of the last installment of principal on the Bonds, order that the same be
10 collected by an action brought in the superior court to foreclose the lien
11 of such special tax.

12 Section 7. The actions of District staff heretofore taken in order
13 to obtain consent from the Orange County Auditor to a later filing date
14 are hereby ratified and the Clerk is hereby authorized and directed to
15 transmit a certified copy of this Resolution and the Report to the Orange
16 County Auditor, together with other supporting documentation as may be
17 required to place said special taxes on the secured property tax roll for
18 Fiscal Year 2018-19 on or before August 10, 2018, or such later date as
19 may be consented to by the Orange County Assessor, and to perform all
20 other acts which are required by the Act, the Ordinance, or by law in
21 order to accomplish the purpose of this Resolution.

22
23 The foregoing resolution was considered, passed, and adopted by this Board at its
24 regular meeting of 26th day of June 2018.
25

26
27 Upon motion of Member _____ and duly seconded, the foregoing Resolution
28 was adopted by the following vote:
29

30
31 AYES:

32 NOES:

33 ABSENT

34
35 STATE OF CALIFORNIA)
36) ss:
37 COUNTY OF _____)
38
39

1 I, _____, President of the Board of Education of the Santa
2 Ana Unified School District of Orange County, California, hereby certify that the
3 above and foregoing Resolution was duly adopted by the said Board at a regular
4 meeting thereof held on the 26th day of June 2018 and passed by a vote of
5 _____ of said Board.
6
7
8
9

10 _____
11 President of the Governing Board for the
12 Santa Ana Unified School District, State of California
13

14 I, _____, Clerk of the Board of Education of the Santa Ana
15 Unified School District of Orange County, California, hereby certify that the
16 above and foregoing Resolution was duly adopted by the said Board at a regular
17 meeting thereof held on the 26th day of June 2018 and passed by a vote of
18 _____ of said Board.
19

20 _____
21 Clerk of the Board of Education of the
22 Santa Ana Unified School District, State of California
23
24
25
26
27
28
29
30
31
32
33
34
35
36
37
38
39
40
41
42

43 Attachments: "Administration Report Fiscal Year 2018-19" (the "Report")



COOPERATIVE STRATEGIES

COMPLETE FINANCIAL & DEMOGRAPHIC PLANNING FOR EDUCATION

SANTA ANA UNIFIED SCHOOL DISTRICT

ADMINISTRATION REPORT

FISCAL YEAR 2018/2019

COMMUNITY FACILITIES DISTRICT NO. 2004-1

JUNE 26, 2018

PREPARED FOR:

**Santa Ana Unified
School District**

1601 E. Chestnut Avenue

Santa Ana, CA 92701

T 714.558.5501

PREPARED BY:

Cooperative Strategies

8955 Research Drive

Irvine, CA 92618

T 949.250.8300

T.O.C.

<u>SECTION</u>	<u>PAGE</u>
INTRODUCTION -----	1
I. FISCAL YEAR 2017/2018 LEVY SUMMARY -----	3
A. Special Tax Levies-----	3
B. Special Tax Delinquencies-----	4
II. FINANCIAL ACTIVITY -----	5
A. Sources of Funds-----	5
B. Uses of Funds-----	6
C. Fund and Account Balances-----	7
III. SENATE BILL 165 COMPLIANCE -----	8
A. Authorized Facilities-----	8
B. Bond Proceeds-----	9
C. Construction/Acquisition Accounts-----	10
D. Special Tax Fund-----	11
IV. MINIMUM ANNUAL SPECIAL TAX REQUIREMENT -----	12
V. DEVELOPMENT SUMMARY -----	13
VI. FISCAL YEAR 2018/2019 LEVY SUMMARY -----	14
 <u>EXHIBITS</u>	
EXHIBIT A: First Amended Rate and Method of Apportionment	
EXHIBIT B: Summary of Transactions for Funds and Accounts	
EXHIBIT C: Annual Special Tax Roll for Fiscal Year 2018/2019	

INTRODUCTION

This Administration Report ("Report") provides an analysis of the financial and administrative obligations of Community Facilities District ("CFD") No. 2004-1 of the Santa Ana Unified School District ("School District"), pursuant to the First Amended Rate and Method of Apportionment ("RMA") attached as Exhibit A, for the purpose of calculating the Annual Special Tax levy for Fiscal Year 2018/2019. In calculating the Annual Special Tax levy for Fiscal Year 2018/2019, the Report describes (i) the remaining financial obligations of CFD No. 2004-1 for Fiscal Year 2017/2018, (ii) the financial obligations of CFD No. 2004-1 for Fiscal Year 2018/2019, and (iii) the amount of new development which has occurred within the boundaries of CFD No. 2004-1.

The Report is organized into the following sections:

SECTION I

Section I provides a description of the Assigned Annual Special Tax levy for Fiscal Year 2017/2018 including any delinquent Annual Special Taxes.

SECTION II

On September 14, 2005 the 2005 Special Tax Bonds ("2005 Bonds") were issued by CFD No. 2004-1 in the amount of \$11,785,000. The Bonds were issued for the purpose of financing the Authorized Facilities of CFD No. 2004-1, pursuant to the Resolution of Intention ("ROI") and are secured by and repaid from the levy of Annual Special Taxes within CFD No. 2004-1. On July 30, 2015, the 2015 Special Tax Refunding Bonds ("2015 Bonds, collectively with the 2005 Bonds, "Bonds"), were issued by CFD No. 2004-1 in the amount of \$7,735,000. The 2015 Bonds were issued for the purpose of refunding the outstanding 2005 Bonds and for financing the acquisition of certain school facilities to be owned and operated by the School District.

Section II examines the financial activity within the various funds and accounts established pursuant to the 2002 Bond Indenture ("2002 Indenture") dated August 1, 2005 by and between CFD No. 2004-1 and The Bank of New York Trust Company, NA ("Fiscal Agent") and the 2015 Bond Indenture ("2015 Indenture, collectively with the 2002 Indenture, "Indentures") by and between CFD No. 2004-1 and the Fiscal Agent from July 1, 2017 to April 30, 2018. A summary is provided which lists all disbursements, Annual Special Tax receipts, and interest earnings.

SECTION III

Section III contains a description of (i) the initial allocation of Bond proceeds and (ii) the expenditure of Special Taxes and Bond proceeds to fund Authorized Facilities of CFD No. 2004-1 through April 30, 2018, as directed by Senate Bill 165 ("SB 165").

SECTION IV

Section IV calculates the Minimum Annual Special Tax Requirement based on the financial obligations of CFD No. 2004-1 for Fiscal Year 2018/2019.

SECTION V

Section V provides (i) a description of the Special Tax classifications and (ii) an update of the development which has occurred in CFD No. 2004-1.

SECTION VI

Section VI describes the methodology used to apportion the Minimum Annual Special Tax Requirement among the properties within CFD No. 2004-1 and lists the Annual Special Tax rates for Fiscal Year 2018/2019.

I. FISCAL YEAR 2017/2018 LEVY SUMMARY

A. Special Tax Levy

The Annual Special Tax levy of CFD No. 2004-1 in Fiscal Year 2017/2018 as well as a summary of the levy can be found in the table below.

Annual Special Tax Rates For Fiscal Year 2017/2018

Unit Type	Tax Class	Building Square Footage	Number of Units/Acres	Assigned Annual Special Tax Rate	Applied Annual Special Tax Rate	Total Annual Special Taxes
Developed Property						
Market Rate	1	< 1,250	173 Units	\$684.72 per Unit	\$567.56 per Unit	\$98,187.88
Market Rate	2	1,251 - 1,500	83 Units	\$858.98 per Unit	\$712.00 per Unit	\$59,096.00
Market Rate	3	1,501 - 1,750	125 Units	\$998.78 per Unit	\$827.88 per Unit	\$103,485.00
Market Rate	4	1,751 - 2,000	160 Units	\$1,221.44 per Unit	\$1,012.44 per Unit	\$161,990.40
Market Rate	5	> 2,000	133 Units	\$1,444.06 per Unit	\$1,196.98 per Unit	\$159,198.34
Affordable	A	NA	0 Units	\$0.00 per Unit	\$0.00 per Unit	\$0.00
Commercial Property	C	NA	0.00 SF	\$0.00 per SF	\$0.00 per SF	\$0.00
<i>Developed Property Subtotal</i>			674 Units	NA	NA	\$581,957.62
Undeveloped Property						
Planning Area No. 1			1.00 Acres	\$0.00 per Acre	\$0.00 per Acre	\$0.00
Planning Area No. 2			4.43 Acres	\$0.00 per Acre	\$0.00 per Acre	\$0.00
Planning Area No. 3			3.90 Acres	\$0.00 per Acre	\$0.00 per Acre	\$0.00
Planning Area No. 4			0.00 Acres	\$0.00 per Acre	\$0.00 per Acre	\$0.00
Planning Area No. 5			2.27 Acres	\$0.00 per Acre	\$0.00 per Acre	\$0.00
<i>Undeveloped Property Subtotal</i>			11.60 Acres ^[1]	NA	NA	\$0.00
Total ^[2]						\$581,957.62

[1] Acreage is rounded to the nearest hundredth.

[2] Total may not sum due to rounding.

B. Special Tax Delinquencies

Cooperative Strategies, LLC has received delinquency information for CFD No. 2004-1 for the First Installment of Fiscal Year 2017/2018 from the County of Orange ("County"). For the First Installment of Fiscal Year 2017/2018 (as of February 16, 2018), \$8,318.34 in Annual Special Taxes were delinquent yielding a delinquency rate of 2.86%.

The County and CFD No. 2004-1 participate in an alternative method for the distribution of secured property taxes, known as the "Teeter Plan", wherein CFD No. 2004-1 receives the total annual Special Tax levy, including delinquent Special Taxes which have yet to be collected. The County establishes a delinquency reserve and assumes responsibility for all Special Tax delinquencies, and, thus, the County retains all delinquent Special Tax collections along with any accrued interest and penalties. The Teeter Plan provides CFD No. 2004-1 with stable cash flow and eliminates collection risk. There is no guarantee the County will continue to employ the Teeter Plan for the distribution of CFD No. 2004-1 Special Taxes in future Fiscal Years.

II. FINANCIAL ACTIVITY

This section summarizes the activity within the various funds and accounts created by the Indentures. For a more detailed description of the various funds and accounts, please see Section 3.01 of the respective Indentures. A detailed analysis of all transactions within these funds and accounts for this period is included as Exhibit B.

A. Sources of Funds

Sources of funds for CFD No. 2004-1 for the period of July 1, 2017 to April 30, 2018 are summarized in the table below.

Sources of Funds
July 1, 2017 – April 30, 2018

Sources	Amount
Bond Proceeds	\$0.00
Special Tax Receipts ^[1]	\$563,862.39
Investment Earnings ^[2]	\$0.00
Miscellaneous	\$0.00
Total	\$563,862.39
<i>[1] Amount represents Special Taxes that were deposited into an incorrect account. The amount was redeposited into the Special Tax Fund on May 21, 2018.</i>	
<i>[2] Data summarized in the table below.</i>	

Investment Earnings
July 1, 2017 – April 30, 2018

Funds and Accounts	Amount
2015 Acquisition and Construction Fund	\$0.00
2015 Administrative Expense Account	\$0.00
2015 Alt Penalty Account	\$0.00
2015 Bond Proceeds	\$0.00
2015 Cost of Issuance	\$0.00
2015 Debt Service Account	\$0.00
2015 Escrow Fund	\$0.00
2015 Rebate Account	\$0.00
2015 Redemption Account	\$0.00
2015 Reserve Fund	\$0.00
2015 Special Tax Fund	\$0.00
2015 Surplus Fund	\$0.00
2015 Water Facilities Subaccount	\$0.00
Total	\$0.00

B. Uses of Funds

Uses of funds for CFD No. 2004-1 for the period of July 1, 2017 to April 30, 2018 are summarized in the table below.

Uses of Funds
July 1, 2017 – April 30, 2018

Funds and Accounts	Amount
Interest Payments	\$258,156.26
Principal Payments	\$215,000.00
Acquisition/Construction Payments	\$0.00
Administrative Expenses	\$0.00
Miscellaneous	\$0.00
Total	\$473,156.26

C. Fund and Account Balances

The balances as of April 30, 2018 in the funds and accounts established pursuant to the Indenture are shown in the table below.

**Fund and Account Balances
As of April 30, 2018**

Funds and Accounts	Amount
2015 Acquisition and Construction Fund	\$0.00
2015 Administrative Expense Account	\$29,088.80
2015 Alt Penalty Account	\$0.00
2015 Bond Proceeds	\$0.00
2015 Cost of Issuance	\$10,452.27
2015 Debt Service Account	\$0.00
2015 Escrow Fund	\$0.00
2015 Rebate Account	\$0.00
2015 Redemption Account	\$0.00
2015 Reserve Fund	\$681,200.00
2015 Special Tax Fund	\$193,937.52
2015 Surplus Fund	\$0.00
2015 Water Facilities Subaccount	\$178,993.93
Total	\$1,093,672.52

III. SENATE BILL 165 COMPLIANCE

The Board of Education ("Board") of the School District, pursuant to the provisions of the Local Agency Special Tax and Bond Accountability Act ("Accountability Act"), has directed the filing of the Special Tax and Bond Accountability Report for CFD No. 2004-1. According to SB 165, any local special tax and/or bond measure subject to voter approval on or after January 1, 2001, must follow the requirements of the Accountability Act. All capitalized terms herein are used as defined in the RMA of CFD No. 2004-1.

A. Authorized Facilities

Pursuant to the Mello-Roos Community Facilities Act of 1982, as Amended ("Act"), CFD No. 2004-1 can only be used to fund the "Authorized Facilities" as outlined at the time of formation. As provided in the Resolution of Intention ("ROI"), authorized facilities include:

School Facilities:

School Facilities to be owned and operated by the Santa Ana Unified School District include, without limitation, classrooms, multi-purpose, administration and auxiliary space at a school, and interim housing, together with furniture, equipment and technology, needed by the Santa Ana Unified School District in order to mitigate the impact on school facilities of the student population to be generated as a result of the development of the property to be included within CFD No. 2004-1, together with all land or interests in land required for the construction of such School Facilities, and central support and administrative facilities, transportation and special education facilities, including any incidental school administration and transportation center improvements.

Non-School Facilities:

Non-School Facilities include water and sewer facilities to be owned and operated by the Irvine Ranch Water District, fire facilities to be owned and operated by Orange County Fire Authority, and all appurtenances and appurtenant work in connection with the Non-School Facilities.

Incidental Expenses:

Incidental Expenses include the cost of engineering, planning and designing the Facilities, and paying all costs associated with the creation of CFD No. 2004-1, the issuance of the Bonds, the determination of the amount of special taxes to be levied and costs otherwise incurred in order to carry out the authorized purposes of CFD No. 2004-1 and administering CFD No. 2004-1.

B. Bond Proceeds

In accordance with the Indentures by and between the School District and the Fiscal Agent, the proceeds of the Bonds of CFD No. 2004-1 were deposited into the funds and accounts shown in the table below.

Initial Deposit of 2005 Bond Proceeds

Funds, Accounts and Subaccounts	Amount
School Facilities Account of the Acquisition and Construction Fund	\$5,500,000.00
Fire Facilities Account of the Acquisition and Construction Fund	\$900,000.00
Costs of Issuance Account ^[1]	\$697,676.59
Water Facilities Account of the Acquisition and Construction Fund	\$2,410,000.00
Reserve Fund	\$1,032,282.90
Interest Account	\$0.00
Capitalized Interest Subaccount of the Interest Account	\$1,145,040.51
Special Tax Fund	\$0.00
Administrative Expense Fund	\$100,000.00
Total ^[1]	\$11,785,000.00
<i>[1] Total amount includes the Underwriter's Discount of \$223,915.00. However, the actual amount deposited in the Costs of Issuance Account was \$473,761.59.</i>	

Initial Deposit of 2015 Bond Proceeds

Funds, Accounts and Subaccounts	Amount
Escrow Fund ^[1]	\$6,615,283.52
Reserve Account	\$681,200.00
Costs of Issuance Account ^[2]	\$438,516.48
Total ^[2]	\$7,735,000.00
<i>[1] Total Amount includes Prior Bond Funds in the amount of \$1,236,578.98. The actual amount deposited in the Escrow Fund was \$7,851,862.50.</i>	
<i>[2] Total amount includes the Underwriter's Discount of \$97,847.75 and Net Original Issue Discount of \$148,263.40. The actual amount deposited in the Costs of Issuance Account was \$192,405.33.</i>	

C. Construction/Acquisition Accounts

The tables below show the accruals and expenditures in the construction/acquisition accounts of CFD No. 2004-1 through April 30, 2018, for the construction of Authorized Facilities.

2015 Water Facilities Account

Balance as of July 30, 2015		\$0.00
Previously Accrued	\$178,993.93	
Previously Expended	(\$0.00)	
Balance as of May 1, 2017		\$178,993.93
Accruals		\$0.00
Expenditures		(\$0.00)
Balance as of April 30, 2018		\$178,993.93

2015 Acquisition and Construction Account

Balance as of July 30, 2015		\$0.00
Previously Accrued	\$0.00	
Previously Expended	(\$0.00)	
Balance as of May 1, 2017		\$0.00
Accruals		\$0.00
Expenditures		(\$0.00)
Balance as of April 30, 2018		\$0.00

D. Special Tax Fund

Each Fiscal Year, CFD No. 2004-1 will levy, collect, and expend Annual Special Taxes in an amount necessary to pay interest and principal to bondholders, cover Administrative Expenses, and fund school facilities necessary to serve students generated from residential units constructed within the boundaries of CFD No. 2004-1. The table below presents a detailed listing of the Annual Special Taxes collected and expended from September 14, 2005 through April 30, 2018.

2015 Special Tax Fund

Balance as of July 30, 2015		\$0.00
Previously Accrued	\$740,359.91	
Previously Expended	(\$601,527.67)	
Balance as of May 1, 2017		\$138,832.24
Accruals		\$528,261.54
Special Tax Receipts ^[1]	\$528,261.54	
Expenditures		(\$473,156.26)
Transfer to 2015 Debt Service Account	(\$473,156.26)	
Balance as of April 30, 2018		\$193,937.52
<i>[1] Special Tax receipts through August 2017, does not include \$563,862.39 in Special Taxes that were deposited into an incorrect account. The amount has been redeposited into the Special Tax Fund on May 21, 2018.</i>		

2015 Surplus Fund

Balance as of July 30, 2015		\$0.00
Previously Accrued	\$0.00	
Previously Expended	(\$0.00)	
Balance as of May 1, 2017		\$0.00
Accruals		\$0.00
Expenditures		(\$0.00)
Balance as of April 30, 2018		\$0.00

Additional School Facilities Fund ^[1]

Balance as of September 14, 2005		\$0.00
Previously Accrued	\$525,000.00	
Previously Expended	(\$375,000.00)	
Balance as of May 1, 2017		\$150,000.00
Accruals		\$0.00
Expenditures		(\$0.00)
Balance as of April 30, 2018		\$150,000.00
<i>[1] Account is held by the School District.</i>		

IV. MINIMUM ANNUAL SPECIAL TAX REQUIREMENT

For Fiscal Year 2018/2019, the Minimum Annual Special Tax Requirement for CFD No. 2004-1, as calculated pursuant to the RMA, can be found in the table below.

Minimum Annual Special Tax Requirement For Fiscal Year 2018/2019

FY 2017/2018 Current and Projected Funds		\$775,895.14
Balance of Special Tax Fund (as of April 30, 2018)	\$193,937.52	
Special Tax Fund Apportionments (as of April 30, 2018)	\$563,862.39	
Projected Special Tax Receipts	\$18,095.23	
FY 2017/2018 Remaining Obligations		\$736,023.13
Interest Payment Due September 1, 2018	\$128,003.13	
Principal Payment Due September 1, 2018	\$230,000.00	
Administrative Expense Budget for Fiscal Year 2015/2016	\$50,000.00	
Additional School Facilities Budget for Fiscal Year 2015/2016	\$75,000.00	
Administrative Expense Budget for Fiscal Year 2016/2017	\$51,000.00	
Additional School Facilities Budget for Fiscal Year 2016/2017	\$75,000.00	
Administrative Expense Budget for Fiscal Year 2017/2018	\$52,020.00	
Additional School Facilities Budget for Fiscal Year 2017/2018	\$75,000.00	
FY 2017/2018 Surplus/(Draw on Reserve)		\$39,872.01
FY 2018/2019 Obligations		\$919,474.14
Interest Payment Due March 1, 2019	\$125,703.13	
Interest Payment Due September 1, 2019	\$125,703.13	
Principal Payment Due September 1, 2019	\$245,000.00	
Additional School Facilities Budget for Fiscal Year 2018/2019	\$75,000.00	
Administrative Expense Budget for Fiscal Year 2018/2019	\$53,060.40	
Surplus Special Taxes ^[1]	\$295,007.48	
Minimum Annual Special Tax Requirement ^[1]		\$919,474.14
<i>[1] Based on Fiscal Year 2018/2019 Assigned Special Taxes on Developed Property; actual Special Tax levy and Surplus may change at the time of submittal to the County.</i>		

V. DEVELOPMENT SUMMARY

Each Fiscal Year, the School District calculates the Annual Special Taxes to be levied against Taxable Property within CFD No. 2004-1. Taxable Property is classified based on the issuance of a Building Permit. Specifically, Developed Property means, for any Fiscal Year, all Assessor's Parcels in CFD No. 2004-1 for which a Building Permit has been issued as of May 1 of the previous Fiscal Year, provided that the Assessor's Parcel was created prior to January 1 of the prior Fiscal Year and that each such Assessor's Parcel is associated with a Lot. The table below summarizes the Special Tax classification within CFD No. 2004-1 for the previous Fiscal Year and Fiscal Year 2018/2019.

Special Tax Classification

Unit Type	Tax Class	Building Square Footage	Previous Fiscal Year	Fiscal Year 2018/2019
Developed Property				
Market Rate	1	< 1,250	172 Units	348 Units
Market Rate	2	1,251 - 1,500	81 Units	113 Units
Market Rate	3	1,501 - 1,750	121 Units	148 Units
Market Rate	4	1,751 - 2,000	159 Units	171 Units
Market Rate	5	> 2,000	141 Units	145 Units
Affordable	A	NA	0 Units	0 Units
Commercial Property	C	NA	0.00 SF	0.00 SF
<i>Developed Property Subtotal</i>			<i>674 Units</i>	<i>925 Units</i>
Undeveloped Property				
Planning Area No. 1			1.00 Acres	0.00 Acres
Planning Area No. 2			4.44 Acres	4.44 Acres
Planning Area No. 3			3.91 Acres	3.90 Acres
Planning Area No. 4			0.00 Acres	0.00 Acres
Planning Area No. 5			2.27 Acres	0.00 Acres
<i>Undeveloped Property Subtotal</i>			<i>11.61 Acres</i>	<i>8.34 Acres</i>
Total			674 Units	925 Units

VI. FISCAL YEAR 2018/2019 LEVY SUMMARY

The Special Tax rates of CFD No. 2004-1 needed to meet the Minimum Annual Special Tax Requirement for Fiscal Year 2018/2019 are shown in the table below. The Special Tax roll, which lists the actual Special Tax levied against each Assessor's Parcel, is included as Exhibit C. For a more detailed explanation of the methodology used to apportion the Minimum Annual Special Tax Requirement among Developed Property and Undeveloped Property, please see the RMA.

Annual Special Tax Rates For Fiscal Year 2018/2019

Unit Type	Tax Class	Building Square Footage	Number of Units/Acres	Assigned Annual Special Tax Rate	Applied Annual Special Tax Rate ^[1]	Total Annual Special Taxes ^[1]
Developed Property						
Market Rate	1	< 1,250	348 Units	\$698.40 per Unit	\$698.40 per Unit	\$243,043.20
Market Rate	2	1,251 - 1,500	113 Units	\$876.40 per Unit	\$876.40 per Unit	\$99,033.20
Market Rate	3	1,501 - 1,750	148 Units	\$1,018.76 per Unit	\$1,018.76 per Unit	\$150,776.48
Market Rate	4	1,751 - 2,000	171 Units	\$1,245.86 per Unit	\$1,245.86 per Unit	\$213,042.06
Market Rate	5	> 2,000	145 Units	\$1,472.96 per Unit	\$1,472.96 per Unit	\$213,579.20
Affordable	A	NA	0 Units	\$0.00 per Unit	\$0.00 per Unit	\$0.00
Commercial Property	C	NA	0.00 SF	\$0.00 per SF	\$0.00 per SF	\$0.00
<i>Developed Property Subtotal</i>			925 Units	NA	NA	\$919,474.14
Undeveloped Property						
Planning Area No. 1			0.00 Acres	\$0.00 per Acre	\$0.00 per Acre	\$0.00
Planning Area No. 2			4.44 Acres	\$0.00 per Acre	\$0.00 per Acre	\$0.00
Planning Area No. 3			3.90 Acres	\$0.00 per Acre	\$0.00 per Acre	\$0.00
Planning Area No. 4			0.00 Acres	\$0.00 per Acre	\$0.00 per Acre	\$0.00
Planning Area No. 5			0.00 Acres	\$0.00 per Acre	\$0.00 per Acre	\$0.00
<i>Undeveloped Property Subtotal</i>			8.34 Acres	NA	NA	\$0.00
Total ^[3]						\$919,474.14
[1] Based on Fiscal Year 2018/2019 Assigned Special Taxes on Developed Property, actual count and levy may change at the time of submittal to the County.						
[2] Acreage is rounded to the nearest hundredth.						
[3] Total may not sum due to rounding.						

S:\Clients\Santa Ana Unified SD\SADM\CFDs\CFD No. 2004-1\FY1819\Reports\Annual_SB165 Report\AdmRpt_18730-1301_Fn.PDF

EXHIBIT A

First Amended Rate and Method of Apportionment

**FIRST AMENDED
RATE AND METHOD OF APPORTIONMENT FOR
COMMUNITY FACILITIES DISTRICT NO. 2004-1
OF SANTA ANA UNIFIED SCHOOL DISTRICT**

The following sets forth the First Amended Rate and Method of Apportionment ("RMA") for the levy and collection of Special Taxes by Community Facilities District No. 2004-1 ("CFD No. 2004-1") of the Santa Ana Unified School District ("School District"). A Special Tax shall be levied on and collected in CFD No. 2004-1 each Fiscal Year in an amount determined through the application of the RMA described below. All of the real property in CFD No. 2004-1, unless exempted by law or by the provisions hereof, shall be taxed for the purposes, to the extent, and in the manner herein provided.

**SECTION A
DEFINITIONS**

The terms hereinafter set forth have the following meanings:

"Acreage" means the land area of an Assessor's Parcel as shown on an Assessor's Parcel Map or as calculated from the applicable Assessor's Parcel Map by the Board.

"Act" means the Mello-Roos Communities Facilities Act of 1982, as amended, being Chapter 2.5, of Division 2 of Title 5 of the Government Code of the State of California.

"Additional School Facilities" shall have the meaning ascribed to it in the Impact Mitigation Agreement Related to Proposed Community Facilities District No. 2004-1 by and between the School District and KFPLB Michelson Jamboree LLC, dated September 1, 2004.

"Administrative Expenses" means any ordinary and necessary expense incurred by the School District on behalf of CFD No. 2004-1 related to the determination of the amount of the levy of Special Taxes, the collection of Special Taxes including the expenses of collecting delinquencies, the administration of Bonds, the payment of salaries and benefits of any School District employee to the extent duties are directly related to the administration of CFD No. 2004-1, and costs otherwise incurred in order to carry out the authorized purposes of CFD No. 2004-1.

"Affordable Unit" means one of not more than 69 Units that are subject to deed restrictions, resale restrictions, and/or regulatory agreement in favor of the City or County providing for affordable housing. The first 69 Units which meet the criteria of the preceding sentence and for which Residential Building Permits are issued will be designated permanently and irrevocably as Affordable Units.

"Annual Special Tax" means the Special Tax actually levied in any Fiscal Year on any Assessor's Parcel.

"Assessor's Parcel" means a lot or parcel of land designated on an Assessor's Parcel Map with an assigned Assessor's Parcel Number within the boundaries of CFD No. 2004-1.

"Assessor's Parcel Map" means an official map of the Assessor of the County designating parcels by Assessor's Parcel Number.

"Assessor's Parcel Number" means that number assigned to an Assessor's Parcel by the County for purposes of identification.

"Assigned Annual Special Tax" means the Special Tax of that name described in Section D.

"Backup Annual Special Tax" means the Special Tax of that name described in Section E.

"Board" means the School Board of Santa Ana Unified School District, or its designee, acting as the Legislative Body of CFD No. 2004-1.

"Bonds" means any obligation to repay a sum of money, including obligations in the form of bonds, notes, certificates of participation, long-term leases, loans from government agencies, or loans from banks, other financial institutions, private businesses, or individuals, or long-term contracts, or any refunding thereof, to which the Special Taxes have been pledged.

"Bond Index" means the national Bond Buyer Revenue Index, commonly referenced as the 25-Bond Revenue Index. In the event the Bond Index ceases to be published, the index used shall be based on a comparable index for revenue bonds maturity in 30 year with an average rating equivalent to Moody's A1 and/or S&P's A-plus, a reasonably determined by the Board.

"Bond Yield" means the weighted average yield on all outstanding series of Bonds, for purposes of this calculation the yield of the Bonds shall be the yield calculated at the time such Bonds are issued, pursuant to Section 148 of the Internal Revenue Code of 1986, as amended for the purpose of the Non-Arbitrage Certificate or other similar bond issuance document.

"Building Square Footage" or **"BSF"** means the square footage of assessable internal living space of a Unit, exclusive of any carports, walkways, garages, overhangs, patios, enclosed patios, internal hallways or detached accessory structure, as determined by reference to the Residential Building Permit for such Unit.

"Calendar Year" means the period commencing January 1 of any year and ending the following December 31.

"CFD No. 2004-1" means Community Facilities District No. 2004-1 of the Santa Ana Unified School District established under the Act.

"City" means the City of Irvine.

"Commercial Building Permit" means a permit for the construction of commercial square footage issued by the City, or another public agency in the event the City no longer issues said permits for the construction of commercial square footage within CFD No. 2004-1. For the purposes of this definition, "Commercial Building Permit" shall not include permits for construction or installation of residential structures.

"Commercial Lot" means an individual legal lot created by a Final Map for which a Commercial Building Permit could be issued.

"Commercial Property" means all Assessor's Parcels of Taxable Property for which Commercial Building Permits were issued on or before May 1 of the prior Fiscal Year provided that such Assessor's Parcels were created on or before January 1 of the prior Fiscal Year.

"Commercial Square Footage" means the square footage of commercial space associated with a Assessor's Parcel of Commercial Property as determined by reference to the Commercial Building Permit(s) for such Assessor's Parcel.

"County" means the County of Orange.

"Exempt Property" means all Assessor's Parcels designated as being exempt from Special Taxes pursuant to Section J.

"Final Map" means a condominium map, final tract map, parcel map, lot line adjustment, or functionally equivalent map or instrument that creates building sites, recorded in the County Office of the Recorder.

"Fiscal Year" means the period commencing on July 1 of any year and ending the following June 30.

"Market Rate Unit" means any Unit which is not an Affordable Unit.

"Maximum Annual Special Tax" means the Special Tax of that name as described in Section C.

"Minimum Annual Special Tax Requirement" means the amount required in any Fiscal Year to pay: (i) the debt service or the periodic costs on all outstanding Bonds including but not limited to, credit enhancement and rebate payments on the Bonds, (ii) Administrative Expenses of CFD No. 2004-1, (iii) the costs associated with the release of funds from an escrow account, (iv) any amount required to establish or replenish any reserve funds established in association with the Bonds, and (v) any amounts required for construction of Additional School Facilities less (vi) any amount available to pay debt service or other periodic costs on the Bonds pursuant to any applicable bond indenture, fiscal agent agreement, or trust agreement. In arriving at the Minimum Annual Special Tax requirement the Board shall take into account the reasonably anticipated delinquent Special Taxes based on the delinquency rate for Special Taxes levied in the previous Fiscal Year.

"Minimum Taxable Acreage" means the applicable Acreage classified as Taxable Property as determined pursuant to Section K.

"Partial Prepayment Amount" means the amount required to prepay a portion of the Annual Special Tax obligation for an Assessor's Parcel as described in Section H.

"Planning Area" means the areas identified as a Planning Area and illustrated in Section M.

"Planning Area No. 1 " means all property located within the area identified as Planning Area No. 1 in Section M, subject to interpretation by the Board.

"Planning Area No. 2 " means all property located within the area identified as Planning Area No. 2 in Section M, subject to interpretation by the Board.

"Planning Area No. 3 " means all property located within the area identified as Planning Area No. 3

3 in Section M, subject to interpretation by the Board.

"Planning Area No. 4 " means all property located within the area identified as Planning Area No. 4 in Section M, subject to interpretation by the Board.

"Planning Area No. 5 " means all property located within the area identified as Planning Area No. 5 in Section M, subject to interpretation by the Board.

"Prepayment Administrative Fees" means any fees or expenses of the School District or CFD No. 2004-1 associated with the prepayment of the Special Tax obligation of an Assessor's Parcel. Prepayment Administrative Fees shall include among other things the cost of computing the Prepayment Amount, redeeming Bonds, and recording any notices to evidence the prepayment and redemption of Bonds.

"Prepayment Amount" means the amount required to prepay the Annual Special Tax obligation in full for an Assessor's Parcel as described in Section G.

"Present Value of Taxes" means for any Assessor's Parcel the present value of (i) the unpaid portion, if any, of the Special Tax applicable to such Assessor's Parcel in the current Fiscal Year and (ii) the Annual Special Taxes expected to be levied on such Assessor's Parcel in each remaining Fiscal Year, as determined by the Board, until the termination date specified in Section I. The discount rate used for this calculation shall be equal to the (i) Bond Yield after Bond issuance or (ii) most recently published Bond Index prior to Bond issuance.

"Proportionately" means that the ratio of the actual Annual Special Tax levy to the applicable Assigned Annual Special Tax is equal for all applicable Assessor's Parcels.

"Reserve Fund Credit" means an amount equal to the reduction in the applicable reserve fund requirement(s) resulting from the redemption of Bonds with the Prepayment Amount. In no event shall a Reserve Fund Credit be given, if at the time the Prepayment Amount is calculated the reserve fund balance is below the applicable reserve fund requirement.

"Residential Building Permit" means a permit for the construction of one or more Units issued by the City, or another public agency in the event the City no longer issues said permits for the construction of Units within CFD No. 2004-1. For purposes of this definition, "Residential Building Permit" shall not include permits for construction or installation of parking structures, retaining walls, utility improvements, or other such improvements not intended for human habitation.

"Residential Lot" means an individual legal lot created by a Final Map for which a Residential Building Permit could be issued.

"Residential Property" means all Assessor's Parcels of Taxable Property for which Residential Building Permits were issued on or before May 1 of the prior Fiscal Year, provided that such Assessor's Parcels were created on or before January 1 of the prior Fiscal Year and that each such Assessor's Parcel is associated with a Residential Lot, as determined reasonably by the Board.

"School District" means the Santa Ana Unified School District, or subsequent school district.

"Special Tax" means any of the special taxes authorized to be levied by CFD No. 2004-1 pursuant to the Act.

"Taxable Property" means all Assessor's Parcels that are not Exempt Property.

"Undeveloped Property" means all Assessor's Parcels of Taxable Property that are not Residential Property or Commercial Property.

"Unit" means each separate residential unit that comprises an independent facility capable of conveyance separate from adjacent residential units.

SECTION B CLASSIFICATION OF ASSESSOR'S PARCELS

Each Fiscal Year, beginning with Fiscal Year 2004-05, each Assessor's Parcel shall be assigned to a Planning Area. Each Assessor's Parcel shall be classified as Exempt Property or Taxable Property. Each Assessor's Parcel of Taxable Property shall be classified as Residential Property, Commercial Property or Undeveloped Property. Residential Property shall be further classified based on the Building Square Footage of the Unit. The classification of Exempt Property within each Planning Area shall be done taking into consideration the Minimum Taxable Acreage for such Planning Area, as determined pursuant to Section J.

SECTION C MAXIMUM ANNUAL SPECIAL TAXES

1. Residential Property

The Maximum Annual Special Tax for each Assessor's Parcel classified as Residential Property in any Fiscal Year shall be the amount determined by the greater of (i) the application of the Assigned Annual Special Tax or (ii) the application of the Backup Annual Special Tax.

2. Commercial Property

The Maximum Annual Special Tax for each Assessor's Parcel classified as Commercial Property in any Fiscal Year shall be the amount determined by the greater of (i) the application of the Assigned Annual Special Tax or (ii) the application of the Backup Annual Special Tax.

3. Undeveloped Property

The Maximum Annual Special Tax for each Assessor's Parcel classified as Undeveloped Property in any Fiscal Year shall be the amount determined by the application of the Assigned Annual Special Tax.

**SECTION D
ASSIGNED ANNUAL SPECIAL TAXES**

1. Residential Property

The Assigned Annual Special Tax applicable to an Assessor's Parcel classified as Residential Property in Fiscal Year 2004-05 shall be determined by reference to Table 1 according to the Building Square Footage of the Unit(s).

TABLE 1

**ASSIGNED ANNUAL SPECIAL TAX FOR
DEVELOPED RESIDENTIAL PROPERTY
FISCAL YEAR 2004-05**

Unit Type	BSF	Assigned Annual Special Tax
Market Rate Unit	< 1,250	\$529.31 per Unit
Market Rate Unit	1,251 – 1,500	\$664.02 per Unit
Market Rate Unit	1,501 – 1,750	\$772.10 per Unit
Market Rate Unit	1,751 – 2,000	\$944.21 per Unit
Market Rate Unit	> 2,000	\$1,116.31 per Unit

Each July 1, commencing July 1, 2005, the Assigned Annual Special Tax for each Assessor's Parcel of Residential Property shall be increased by two percent (2.00%) of the amount in effect in the prior Fiscal Year.

2. Commercial Property

The Assigned Annual Special Tax rate for an Assessor's Parcel of Commercial Property in Fiscal Year 2004-05 shall be \$0.29 per Square Foot of Commercial Square Footage. Each July 1, commencing July 1, 2005, the Assigned Annual Special Tax for each Assessor's Parcel of Commercial Property shall be increased by two percent (2.00%) of the amount in effect the prior Fiscal Year.

3. Undeveloped Property

The Assigned Annual Special Tax rate for an Assessor's Parcel of Undeveloped Property in Fiscal Year 2004-05 shall be the amount per acre of Acreage (prorated with respect to partial acres) determined by reference to Table 2 based on the location of the Assessor's Parcel.

TABLE 2

**ASSIGNED ANNUAL SPECIAL TAX FOR
UNDEVELOPED PROPERTY
FISCAL YEAR 2004-05**

Location	Assigned Annual Special Tax
Planning Area No. 1	\$85,221.65 per acre
Planning Area No. 2	\$43,156.36 per acre
Planning Area No. 3	\$23,646.72 per acre
Planning Area No. 4	\$24,699.65 per acre
Planning Area No. 5	\$7,672.97per acre

Each July 1, commencing July 1, 2005, the Assigned Annual Special Tax for each Assessor's Parcel of Undeveloped Property shall be increased by two percent (2.00%) of the amount in effect the prior Fiscal Year.

**SECTION E
BACKUP ANNUAL SPECIAL TAXES**

Each Fiscal Year, each Assessor's Parcel of Residential Property or Commercial Property within each Planning Area shall be subject to a Backup Annual Special Tax. In each Fiscal Year, the Backup Annual Special Tax rate for Residential Property or Commercial Property within the Planning Area shall be the rate per Residential Lot or Commercial Lot calculated according to the following formula:

$$B = (Z \times A) / L$$

The terms above have the following meanings:

- B = Backup Annual Special Tax per Residential Lot or acre of Acreage of Commercial Lots within the applicable Planning Area for the applicable Fiscal Year
- Z = Assigned Annual Special Tax per acre of Acreage of Undeveloped Property for the applicable Planning Area for the applicable Fiscal Year
- A = Acreage of Taxable Property expected to exist in the applicable Planning Area, based on the Final Map at build-out, as determined by the Board pursuant to Section J
- L = Number of Residential Lots or acres of Acreage of Commercial Lots in the applicable Planning Area, based on the Final Map.

Notwithstanding the foregoing, if all or any portion of the Final Map(s) applicable to a Planning Area described in the preceding paragraph is subsequently changed or modified, then the Backup Annual Special Tax for each Assessor's Parcel of Residential Property or Commercial Property in

each Planning Area affected by such Final Map that is changed or modified shall be a rate per square foot of Acreage calculated as follows:

1. Determine the total Backup Annual Special Taxes anticipated to apply to the Planning Area affected by the changed or modified Final Map prior to the change or modification.
2. The result of paragraph 1 above shall be divided by the Acreage of Residential Property or Commercial Property which is ultimately expected to exist in such Planning Area, as reasonably determined by the Board.
3. The result of paragraph 2 above shall be divided by 43,560. The result is the Backup Annual Special Tax per square foot of Acreage, which shall be applicable to Assessor's Parcels of Residential Property or Commercial Property in such Planning Area.

Each July 1, commencing with the July 1 following the Fiscal Year in which the preceding calculation is performed, the Backup Annual Special Tax per square foot of Acreage calculated in step 3 above shall be increased by two percent (2.00%) of the amount in effect the prior Fiscal Year.

SECTION F

METHOD OF APPORTIONMENT OF THE ANNUAL SPECIAL TAX

Commencing Fiscal Year 2004-05, and for each subsequent Fiscal Year, the Board shall levy Annual Special Taxes as follows:

- Step One: The Board shall levy Proportionately an Annual Special Tax on each Assessor's Parcel of Residential Property and Commercial Property up to an amount equal to the Assigned Annual Special Tax applicable to each such Assessor's Parcel, to satisfy the Minimum Annual Special Tax Requirement.
- Step Two: If the sum of the amounts collected in step one is insufficient to satisfy the Minimum Annual Special Tax Requirement, then the Board shall levy Proportionately an Annual Special Tax on each Assessor's Parcel of Undeveloped Property, up to the Assigned Annual Special Tax applicable to each such Assessor's Parcel, to satisfy the Minimum Annual Special Tax Requirement.
- Step Three: If the sum of the amounts collected in steps one and two is insufficient to satisfy the Minimum Annual Special Tax Requirement, then the Board shall additionally levy Proportionately an Annual Special Tax on each Assessor's Parcel of Residential Property and Commercial Property, up to the Maximum Annual Special Tax applicable to each such Assessor's Parcel, to satisfy the Minimum Annual Special Tax Requirement.

SECTION G
PREPAYMENT OF ANNUAL SPECIAL TAXES

The Annual Special Tax obligation of an Assessor's Parcel of Residential Property; or an Assessor's Parcel of Commercial Property, or an Assessor's Parcel of Undeveloped Property for which a Residential Building Permit or Commercial Building Permit has been issued may be prepaid in full, provided that there are no delinquent Special Taxes, penalties, or interest charges outstanding with respect to such Assessor's Parcel at the time the Annual Special Tax obligation would be prepaid. The Prepayment Amount for an Assessor's Parcel eligible for prepayment shall be determined as described below.

An owner of an Assessor's Parcel intending to prepay the Annual Special Tax obligation shall provide CFD No. 2004-1 with written notice of intent to prepay. Within thirty (30) days of receipt of such written notice, the Board shall reasonably determine the Prepayment Amount of such Assessor's Parcel and shall notify such owner of such Prepayment Amount. The Prepayment Amount shall be calculated according to the following formula:

$$P = PVT - RFC + PAF$$

The terms above have the following meanings:

P	=	Prepayment Amount
PVT	=	Present Value of Taxes
RFC	=	Reserve Fund Credit
PAF	=	Prepayment Administrative Fees

Notwithstanding the foregoing, no prepayment will be allowed unless the amount of Annual Special Taxes that may be levied on Taxable Property, net of Administrative Expenses, shall be at least 1.1 times the regularly scheduled annual interest and principal payments on all currently outstanding Bonds in each future Fiscal Year and such prepayment will not impair the security of all currently outstanding Bonds, as reasonably determined by the Board. Such determination shall include identifying all Assessor's Parcels that are expected to become Exempt Property.

With respect to any Assessor's Parcel that is prepaid, the Board shall indicate in the records of CFD No. 2004-1 that there has been a prepayment of the Annual Special Tax obligation and shall cause a suitable notice to be recorded in compliance with the Act to indicate the prepayment of the Annual Special Tax obligation and the release of the Annual Special Tax lien on such Assessor's Parcel, and the obligation of such Assessor's Parcel to pay such Annual Special Tax shall cease.

SECTION H
PARTIAL PREPAYMENT OF ANNUAL SPECIAL TAXES

The Annual Special Tax obligation of an Assessor's Parcel may be partially prepaid at the times and under the conditions set forth in this section, provided that there are no delinquent Special Taxes, penalties, or interest charges outstanding with respect to such Assessor's Parcel at the time the Annual Special Tax obligation would be prepaid.

1. Partial Prepayment Times and Conditions

Prior to the issuance of the first Residential Building Permit or Commercial Building Permit for a Lot within a Final Map, the owner of no less than all the Taxable Property within such Final Map may elect in writing to the Board to prepay a portion of the Annual Special Tax obligations for all the Assessor’s Parcels within such Final Map, as calculated in Section H.2. below. The partial prepayment of each Annual Special Tax obligation shall be collected for all Assessor's Parcels prior to the issuance of the first Residential Building Permit or Commercial Building Permit with respect to such Final Map.

2. Partial Prepayment Amount

The Partial Prepayment Amount shall be calculated according to the following formula:

$$PP = P_G \times F$$

The terms above have the following meanings:

- PP = the Partial Prepayment Amount
- P_G = the Prepayment Amount calculated according to Section G
- F = the percent by which the owner of the Assessor’s Parcel is partially prepaying the Annual Special Tax obligation

3. Partial Prepayment Procedures and Limitations

With respect to any Assessor’s Parcel that is partially prepaid, the Board shall indicate in the records of CFD No. 2004-1 that there has been a partial prepayment of the Annual Special Tax obligation and shall cause a suitable notice to be recorded in compliance with the Act to indicate the partial prepayment of the Annual Special Tax obligation and the partial release of the Annual Special Tax lien on such Assessor’s Parcel, and the obligation of such Assessor’s Parcel to pay such prepaid portion of the Annual Special Tax shall cease. Additionally, the notice shall indicate that the Assigned Annual Special Tax and the Backup Annual Special Tax if applicable for the Assessor's Parcel has been reduced by an amount equal to the percentage which was partially prepaid.

Notwithstanding the foregoing, no partial prepayment will be allowed unless the amount of Annual Special Taxes that may be levied on Taxable Property after such partial prepayment, net of Administrative Expenses, shall be at least 1.1 times the regularly scheduled annual interest and principal payments on all currently outstanding Bonds in each future Fiscal Year and such partial prepayment will not impair the security of all currently outstanding Bonds, as reasonably determined by the Board. Such determination shall include identifying all Assessor's Parcels that are expected to become Exempt Property.

**SECTION I
TERMINATION OF SPECIAL TAX**

Annual Special Taxes shall be levied for a period of thirty (30) Fiscal Years after the last series of Bonds has been issued, as determined by the Board, provided that Annual Special Taxes shall not be levied after Fiscal Year 2045-46.

**SECTION J
A-10**

EXEMPTIONS

The Board shall classify as Exempt Property (i) Assessor's Parcels owned by the State of California, Federal or other local governments, (ii) Assessor's Parcels which are used as places of worship and are exempt from *ad valorem* property taxes because they are owned by a religious organization, (iii) Assessor's Parcels used exclusively by a homeowners' association, (iv) Assessor's Parcels with public or utility easements making impractical their utilization for other than the purposes set forth in the easement, (v) Assessor's Parcel on which a Affordable Unit is constructed and (vi) any other Assessor's Parcels at the reasonable discretion of the Board. The Board shall not classify an Assessor's Parcel as Exempt Property if such classification would reduce the sum of all Taxable Property to less than the Minimum Taxable Acreage. Assessor's Parcels which cannot be classified as Exempt Property because such classification would reduce the Acreage of all Taxable Property to less than the Minimum Taxable Acreage will continue to be classified as Residential Property, Commercial Property, or Undeveloped Property, as applicable, and will continue to be subject to Special Taxes accordingly. The Minimum Taxable Acreage for each Planning Area of CFD No. 2004-1 shall be the amount determined by reference to Table 3 below.

TABLE 3

MINIMUM TAXABLE ACREAGE

Location	Minimum Taxable Acreage
Planning Area No. 1	1.68 acres of Acreage
Planning Area No. 2	8.25 acres of Acreage
Planning Area No. 3	4.63 acres of Acreage
Planning Area No. 4	7.70 acres of Acreage
Planning Area No. 5	3.73 acres of Acreage

SECTION K APPEALS

Any property owner claiming that the amount or application of the Special Tax is not correct may file a written notice of appeal with the Board not later than twelve months after having paid the first installment of the Special Tax that is disputed. A representative(s) of CFD No. 2004-1 shall promptly review the appeal, and if necessary, meet with the property owner, consider written and oral evidence regarding the amount of the Special Tax, and rule on the appeal. If the representative's decision requires that the Special Tax for an Assessor's Parcel be modified or changed in favor of the property owner, a cash refund shall not be made (except for the last year of levy), but an adjustment shall be made to the Annual Special Tax on that Assessor's Parcel in the subsequent Fiscal Year(s) as the representative's decision shall indicate.

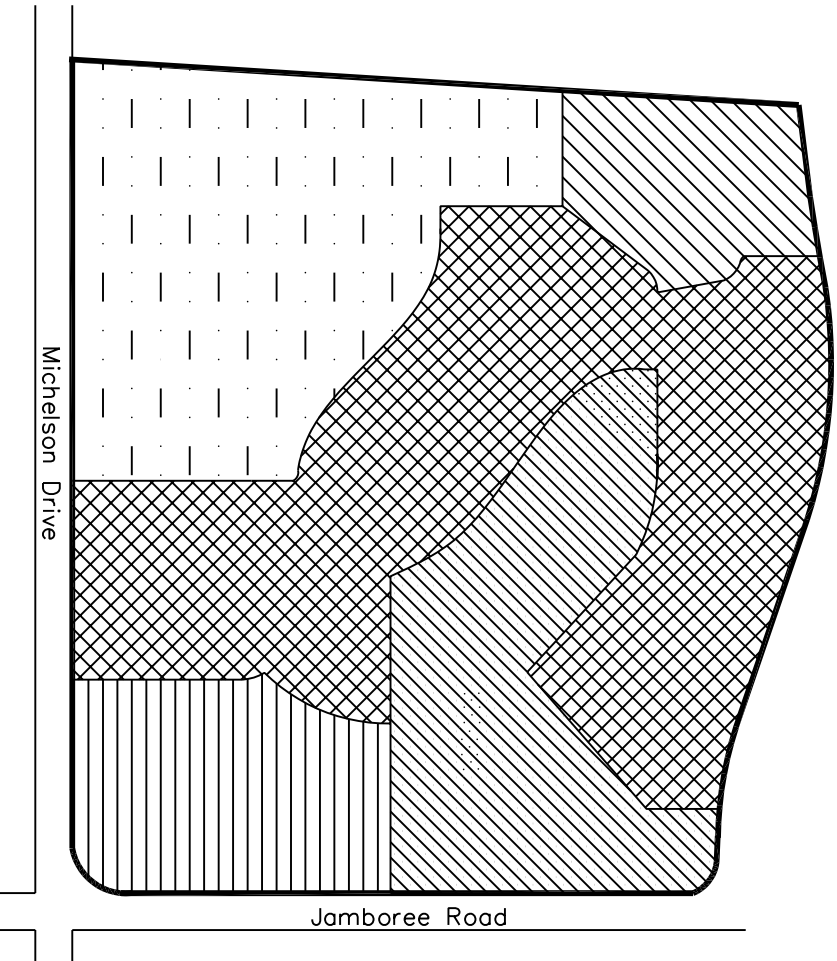
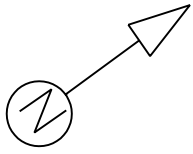
**SECTION L
MANNER OF COLLECTION**

The Annual Special Tax shall be collected in the same manner and at the same time as ordinary *ad valorem* property taxes, provided, however, that CFD No. 2004-1 may collect Annual Special Taxes at a different time or in a different manner if necessary to meet its financial obligations.

**SECTION M
MAP OF PLANNING AREAS
(Attached hereto)**

J:\CLIENTS\SantaAnaUSD\Mello\Central Park\First Amended RMA Final 05132005.doc

SECTION M MAP OF PLANNING AREAS



LEGEND

- Boundaries of Community Facilities District No. 2004-1
- Planning Area 1
- Planning Area 2
- Planning Area 3
- Planning Area 4
- Planning Area 5

PREPARED BY
DAVID TAUSSIG & ASSOCIATES, INC.

EXHIBIT B

Summary of Transactions for Funds and Accounts

SOURCES AND USES OF FUNDS

May 1 2017 - Apr 30 2018

Account Name	SOURCES				USES							Ending Balance	
	Beginning Balance	Special Tax Receipts	Investment Earnings	Miscellaneous	Total Sources	Interest Payments	Principal Payments	Acquisition/Construction Payments	Legal/Consulting/Services	Miscellaneous	Total Uses		Transfer
2015 Acquisition and Construction Fund	\$0.00	\$0.00	\$0.00	\$0.00	\$0.00	\$0.00	\$0.00	\$0.00	\$0.00	\$0.00	\$0.00	\$0.00	\$0.00
2015 Administrative Expense Account	\$29,088.80	\$0.00	\$0.00	\$0.00	\$0.00	\$0.00	\$0.00	\$0.00	\$0.00	\$0.00	\$0.00	\$0.00	\$29,088.80
2015 Alt Penalty Account	\$0.00	\$0.00	\$0.00	\$0.00	\$0.00	\$0.00	\$0.00	\$0.00	\$0.00	\$0.00	\$0.00	\$0.00	\$0.00
2015 Bond Proceeds	\$0.00	\$0.00	\$0.00	\$0.00	\$0.00	\$0.00	\$0.00	\$0.00	\$0.00	\$0.00	\$0.00	\$0.00	\$0.00
2015 Cost of Issuance	\$10,452.27	\$0.00	\$0.00	\$0.00	\$0.00	\$0.00	\$0.00	\$0.00	\$0.00	\$0.00	\$0.00	\$0.00	\$10,452.27
2015 Debt Service Account	\$0.00	\$0.00	\$0.00	\$0.00	\$0.00	(\$258,156.26)	(\$215,000.00)	\$0.00	\$0.00	\$0.00	(\$473,156.26)	\$473,156.26	\$0.00
2015 Escrow Fund	\$0.00	\$0.00	\$0.00	\$0.00	\$0.00	\$0.00	\$0.00	\$0.00	\$0.00	\$0.00	\$0.00	\$0.00	\$0.00
2015 Rebate Account	\$0.00	\$0.00	\$0.00	\$0.00	\$0.00	\$0.00	\$0.00	\$0.00	\$0.00	\$0.00	\$0.00	\$0.00	\$0.00
2015 Redemption Account	\$0.00	\$0.00	\$0.00	\$0.00	\$0.00	\$0.00	\$0.00	\$0.00	\$0.00	\$0.00	\$0.00	\$0.00	\$0.00
2015 Reserve Account	\$681,200.00	\$0.00	\$0.00	\$0.00	\$0.00	\$0.00	\$0.00	\$0.00	\$0.00	\$0.00	\$0.00	\$0.00	\$681,200.00
2015 Special Tax Fund	\$138,832.24	\$528,261.54	\$0.00	\$0.00	\$528,261.54	\$0.00	\$0.00	\$0.00	\$0.00	\$0.00	\$0.00	(\$473,156.26)	\$193,937.52
2015 Surplus Fund	\$0.00	\$0.00	\$0.00	\$0.00	\$0.00	\$0.00	\$0.00	\$0.00	\$0.00	\$0.00	\$0.00	\$0.00	\$0.00
2015 Water Facilities	\$178,993.93	\$0.00	\$0.00	\$0.00	\$0.00	\$0.00	\$0.00	\$0.00	\$0.00	\$0.00	\$0.00	\$0.00	\$178,993.93
Total:	\$1,038,567.24	\$528,261.54	\$0.00	\$0.00	\$528,261.54	(\$258,156.26)	(\$215,000.00)	\$0.00	\$0.00	\$0.00	(\$473,156.26)	\$0.00	\$1,093,672.52

Note: \$130,153.13 was paid in Interest from the Debt Service Account for the September debt service obligation.
 \$215,000.00 was paid in Principal from the Debt Service Account for the September debt service obligation.
 \$128,003.13 was paid in Interest from the Debt Service for the March debt service obligation.

SOURCES AND USES OF FUNDS

05/01/2017

Account Name	SOURCES				USES							Ending Balance	
	Beginning Balance	Special Tax Receipts	Investment Earnings	Miscellaneous	Total Sources	Interest Payments	Principal Payments	Acquisition/Construction Payments	Legal/Consulting/Services	Miscellaneous	Total Uses		Transfer
2015 Acquisition and Construction	\$0.00	\$0.00	\$0.00	\$0.00	\$0.00	\$0.00	\$0.00	\$0.00	\$0.00	\$0.00	\$0.00	\$0.00	\$0.00
2015 Administrative Expense Acct	\$29,088.80	\$0.00	\$0.00	\$0.00	\$0.00	\$0.00	\$0.00	\$0.00	\$0.00	\$0.00	\$0.00	\$0.00	\$29,088.80
2015 Alt Penalty Account	\$0.00	\$0.00	\$0.00	\$0.00	\$0.00	\$0.00	\$0.00	\$0.00	\$0.00	\$0.00	\$0.00	\$0.00	\$0.00
2015 Bond Proceeds	\$0.00	\$0.00	\$0.00	\$0.00	\$0.00	\$0.00	\$0.00	\$0.00	\$0.00	\$0.00	\$0.00	\$0.00	\$0.00
2015 Cost of Issuance	\$10,452.27	\$0.00	\$0.00	\$0.00	\$0.00	\$0.00	\$0.00	\$0.00	\$0.00	\$0.00	\$0.00	\$0.00	\$10,452.27
2015 Debt Service Account	\$0.00	\$0.00	\$0.00	\$0.00	\$0.00	\$0.00	\$0.00	\$0.00	\$0.00	\$0.00	\$0.00	\$0.00	\$0.00
2015 Escrow Fund	\$0.00	\$0.00	\$0.00	\$0.00	\$0.00	\$0.00	\$0.00	\$0.00	\$0.00	\$0.00	\$0.00	\$0.00	\$0.00
2015 Rebate Account	\$0.00	\$0.00	\$0.00	\$0.00	\$0.00	\$0.00	\$0.00	\$0.00	\$0.00	\$0.00	\$0.00	\$0.00	\$0.00
2015 Redemption Account	\$0.00	\$0.00	\$0.00	\$0.00	\$0.00	\$0.00	\$0.00	\$0.00	\$0.00	\$0.00	\$0.00	\$0.00	\$0.00
2015 Reserve Account	\$681,200.00	\$0.00	\$0.00	\$0.00	\$0.00	\$0.00	\$0.00	\$0.00	\$0.00	\$0.00	\$0.00	\$0.00	\$681,200.00
2015 Special Tax Fund	\$138,832.24	\$528,261.54	\$0.00	\$0.00	\$528,261.54	\$0.00	\$0.00	\$0.00	\$0.00	\$0.00	\$0.00	\$0.00	\$667,093.78
2015 Surplus Fund	\$0.00	\$0.00	\$0.00	\$0.00	\$0.00	\$0.00	\$0.00	\$0.00	\$0.00	\$0.00	\$0.00	\$0.00	\$0.00
2015 Water Facilities	\$178,993.93	\$0.00	\$0.00	\$0.00	\$0.00	\$0.00	\$0.00	\$0.00	\$0.00	\$0.00	\$0.00	\$0.00	\$178,993.93
Total:	\$1,038,567.24	\$528,261.54	\$0.00	\$0.00	\$528,261.54	\$0.00	\$0.00	\$0.00	\$0.00	\$0.00	\$0.00	\$0.00	\$1,566,828.78

Note:

SOURCES AND USES OF FUNDS

06/01/2017

Account Name	SOURCES				USES							Ending Balance	
	Beginning Balance	Special Tax Receipts	Investment Earnings	Miscellaneous	Total Sources	Interest Payments	Principal Payments	Acquisition/Construction Payments	Legal/Consulting/Services	Miscellaneous	Total Uses		Transfer
2015 Acquisition and Construction	\$0.00	\$0.00	\$0.00	\$0.00	\$0.00	\$0.00	\$0.00	\$0.00	\$0.00	\$0.00	\$0.00	\$0.00	\$0.00
2015 Administrative Expense Acct	\$29,088.80	\$0.00	\$0.00	\$0.00	\$0.00	\$0.00	\$0.00	\$0.00	\$0.00	\$0.00	\$0.00	\$0.00	\$29,088.80
2015 Alt Penalty Account	\$0.00	\$0.00	\$0.00	\$0.00	\$0.00	\$0.00	\$0.00	\$0.00	\$0.00	\$0.00	\$0.00	\$0.00	\$0.00
2015 Bond Proceeds	\$0.00	\$0.00	\$0.00	\$0.00	\$0.00	\$0.00	\$0.00	\$0.00	\$0.00	\$0.00	\$0.00	\$0.00	\$0.00
2015 Cost of Issuance	\$10,452.27	\$0.00	\$0.00	\$0.00	\$0.00	\$0.00	\$0.00	\$0.00	\$0.00	\$0.00	\$0.00	\$0.00	\$10,452.27
2015 Debt Service Account	\$0.00	\$0.00	\$0.00	\$0.00	\$0.00	\$0.00	\$0.00	\$0.00	\$0.00	\$0.00	\$0.00	\$0.00	\$0.00
2015 Escrow Fund	\$0.00	\$0.00	\$0.00	\$0.00	\$0.00	\$0.00	\$0.00	\$0.00	\$0.00	\$0.00	\$0.00	\$0.00	\$0.00
2015 Rebate Account	\$0.00	\$0.00	\$0.00	\$0.00	\$0.00	\$0.00	\$0.00	\$0.00	\$0.00	\$0.00	\$0.00	\$0.00	\$0.00
2015 Redemption Account	\$0.00	\$0.00	\$0.00	\$0.00	\$0.00	\$0.00	\$0.00	\$0.00	\$0.00	\$0.00	\$0.00	\$0.00	\$0.00
2015 Reserve Account	\$681,200.00	\$0.00	\$0.00	\$0.00	\$0.00	\$0.00	\$0.00	\$0.00	\$0.00	\$0.00	\$0.00	\$0.00	\$681,200.00
2015 Special Tax Fund	\$667,093.78	\$0.00	\$0.00	\$0.00	\$0.00	\$0.00	\$0.00	\$0.00	\$0.00	\$0.00	\$0.00	\$0.00	\$667,093.78
2015 Surplus Fund	\$0.00	\$0.00	\$0.00	\$0.00	\$0.00	\$0.00	\$0.00	\$0.00	\$0.00	\$0.00	\$0.00	\$0.00	\$0.00
2015 Water Facilities	\$178,993.93	\$0.00	\$0.00	\$0.00	\$0.00	\$0.00	\$0.00	\$0.00	\$0.00	\$0.00	\$0.00	\$0.00	\$178,993.93
Total:	\$1,566,828.78	\$0.00	\$0.00	\$0.00	\$0.00	\$0.00	\$0.00	\$0.00	\$0.00	\$0.00	\$0.00	\$0.00	\$1,566,828.78

Note:

SOURCES AND USES OF FUNDS

07/01/2017

Account Name	SOURCES				USES							Ending Balance	
	Beginning Balance	Special Tax Receipts	Investment Earnings	Miscellaneous	Total Sources	Interest Payments	Principal Payments	Acquisition/ Construction Payments	Legal/ Consulting/ Services	Miscellaneous	Total Uses		Transfer
2015 Acquisition and Construction	\$0.00	\$0.00	\$0.00	\$0.00	\$0.00	\$0.00	\$0.00	\$0.00	\$0.00	\$0.00	\$0.00	\$0.00	\$0.00
2015 Administrative Expense Acct	\$29,088.80	\$0.00	\$0.00	\$0.00	\$0.00	\$0.00	\$0.00	\$0.00	\$0.00	\$0.00	\$0.00	\$0.00	\$29,088.80
2015 Alt Penalty Account	\$0.00	\$0.00	\$0.00	\$0.00	\$0.00	\$0.00	\$0.00	\$0.00	\$0.00	\$0.00	\$0.00	\$0.00	\$0.00
2015 Bond Proceeds	\$0.00	\$0.00	\$0.00	\$0.00	\$0.00	\$0.00	\$0.00	\$0.00	\$0.00	\$0.00	\$0.00	\$0.00	\$0.00
2015 Cost of Issuance	\$10,452.27	\$0.00	\$0.00	\$0.00	\$0.00	\$0.00	\$0.00	\$0.00	\$0.00	\$0.00	\$0.00	\$0.00	\$10,452.27
2015 Debt Service Account	\$0.00	\$0.00	\$0.00	\$0.00	\$0.00	\$0.00	\$0.00	\$0.00	\$0.00	\$0.00	\$0.00	\$0.00	\$0.00
2015 Escrow Fund	\$0.00	\$0.00	\$0.00	\$0.00	\$0.00	\$0.00	\$0.00	\$0.00	\$0.00	\$0.00	\$0.00	\$0.00	\$0.00
2015 Rebate Account	\$0.00	\$0.00	\$0.00	\$0.00	\$0.00	\$0.00	\$0.00	\$0.00	\$0.00	\$0.00	\$0.00	\$0.00	\$0.00
2015 Redemption Account	\$0.00	\$0.00	\$0.00	\$0.00	\$0.00	\$0.00	\$0.00	\$0.00	\$0.00	\$0.00	\$0.00	\$0.00	\$0.00
2015 Reserve Account	\$681,200.00	\$0.00	\$0.00	\$0.00	\$0.00	\$0.00	\$0.00	\$0.00	\$0.00	\$0.00	\$0.00	\$0.00	\$681,200.00
2015 Special Tax Fund	\$667,093.78	\$0.00	\$0.00	\$0.00	\$0.00	\$0.00	\$0.00	\$0.00	\$0.00	\$0.00	\$0.00	\$0.00	\$667,093.78
2015 Surplus Fund	\$0.00	\$0.00	\$0.00	\$0.00	\$0.00	\$0.00	\$0.00	\$0.00	\$0.00	\$0.00	\$0.00	\$0.00	\$0.00
2015 Water Facilities	\$178,993.93	\$0.00	\$0.00	\$0.00	\$0.00	\$0.00	\$0.00	\$0.00	\$0.00	\$0.00	\$0.00	\$0.00	\$178,993.93
Total:	\$1,566,828.78	\$0.00	\$0.00	\$0.00	\$0.00	\$0.00	\$0.00	\$0.00	\$0.00	\$0.00	\$0.00	\$0.00	\$1,566,828.78

Note:

SOURCES AND USES OF FUNDS

08/01/2017

Account Name	SOURCES				USES							Ending Balance	
	Beginning Balance	Special Tax Receipts	Investment Earnings	Miscellaneous	Total Sources	Interest Payments	Principal Payments	Acquisition/Construction Payments	Legal/Consulting/Services	Miscellaneous	Total Uses		Transfer
2015 Acquisition and Construction	\$0.00	\$0.00	\$0.00	\$0.00	\$0.00	\$0.00	\$0.00	\$0.00	\$0.00	\$0.00	\$0.00	\$0.00	\$0.00
2015 Administrative Expense Acct	\$29,088.80	\$0.00	\$0.00	\$0.00	\$0.00	\$0.00	\$0.00	\$0.00	\$0.00	\$0.00	\$0.00	\$0.00	\$29,088.80
2015 Alt Penalty Account	\$0.00	\$0.00	\$0.00	\$0.00	\$0.00	\$0.00	\$0.00	\$0.00	\$0.00	\$0.00	\$0.00	\$0.00	\$0.00
2015 Bond Proceeds	\$0.00	\$0.00	\$0.00	\$0.00	\$0.00	\$0.00	\$0.00	\$0.00	\$0.00	\$0.00	\$0.00	\$0.00	\$0.00
2015 Cost of Issuance	\$10,452.27	\$0.00	\$0.00	\$0.00	\$0.00	\$0.00	\$0.00	\$0.00	\$0.00	\$0.00	\$0.00	\$0.00	\$10,452.27
2015 Debt Service Account	\$0.00	\$0.00	\$0.00	\$0.00	\$0.00	\$0.00	\$0.00	\$0.00	\$0.00	\$0.00	\$0.00	\$345,153.13	\$345,153.13
2015 Escrow Fund	\$0.00	\$0.00	\$0.00	\$0.00	\$0.00	\$0.00	\$0.00	\$0.00	\$0.00	\$0.00	\$0.00	\$0.00	\$0.00
2015 Rebate Account	\$0.00	\$0.00	\$0.00	\$0.00	\$0.00	\$0.00	\$0.00	\$0.00	\$0.00	\$0.00	\$0.00	\$0.00	\$0.00
2015 Redemption Account	\$0.00	\$0.00	\$0.00	\$0.00	\$0.00	\$0.00	\$0.00	\$0.00	\$0.00	\$0.00	\$0.00	\$0.00	\$0.00
2015 Reserve Account	\$681,200.00	\$0.00	\$0.00	\$0.00	\$0.00	\$0.00	\$0.00	\$0.00	\$0.00	\$0.00	\$0.00	\$0.00	\$681,200.00
2015 Special Tax Fund	\$667,093.78	\$0.00	\$0.00	\$0.00	\$0.00	\$0.00	\$0.00	\$0.00	\$0.00	\$0.00	\$0.00	(\$345,153.13)	\$321,940.65
2015 Surplus Fund	\$0.00	\$0.00	\$0.00	\$0.00	\$0.00	\$0.00	\$0.00	\$0.00	\$0.00	\$0.00	\$0.00	\$0.00	\$0.00
2015 Water Facilities	\$178,993.93	\$0.00	\$0.00	\$0.00	\$0.00	\$0.00	\$0.00	\$0.00	\$0.00	\$0.00	\$0.00	\$0.00	\$178,993.93
Total:	\$1,566,828.78	\$0.00	\$0.00	\$0.00	\$0.00	\$0.00	\$0.00	\$0.00	\$0.00	\$0.00	\$0.00	\$0.00	\$1,566,828.78

Note:

SOURCES AND USES OF FUNDS

09/01/2017

Account Name	SOURCES				USES							Ending Balance	
	Beginning Balance	Special Tax Receipts	Investment Earnings	Miscellaneous	Total Sources	Interest Payments	Principal Payments	Acquisition/Construction Payments	Legal/Consulting/Services	Miscellaneous	Total Uses		Transfer
2015 Acquisition and Construction	\$0.00	\$0.00	\$0.00	\$0.00	\$0.00	\$0.00	\$0.00	\$0.00	\$0.00	\$0.00	\$0.00	\$0.00	\$0.00
2015 Administrative Expense Acct	\$29,088.80	\$0.00	\$0.00	\$0.00	\$0.00	\$0.00	\$0.00	\$0.00	\$0.00	\$0.00	\$0.00	\$0.00	\$29,088.80
2015 Alt Penalty Account	\$0.00	\$0.00	\$0.00	\$0.00	\$0.00	\$0.00	\$0.00	\$0.00	\$0.00	\$0.00	\$0.00	\$0.00	\$0.00
2015 Bond Proceeds	\$0.00	\$0.00	\$0.00	\$0.00	\$0.00	\$0.00	\$0.00	\$0.00	\$0.00	\$0.00	\$0.00	\$0.00	\$0.00
2015 Cost of Issuance	\$10,452.27	\$0.00	\$0.00	\$0.00	\$0.00	\$0.00	\$0.00	\$0.00	\$0.00	\$0.00	\$0.00	\$0.00	\$10,452.27
2015 Debt Service Account	\$345,153.13	\$0.00	\$0.00	\$0.00	\$0.00	(\$130,153.13)	(\$215,000.00)	\$0.00	\$0.00	\$0.00	(\$345,153.13)	\$0.00	\$0.00
2015 Escrow Fund	\$0.00	\$0.00	\$0.00	\$0.00	\$0.00	\$0.00	\$0.00	\$0.00	\$0.00	\$0.00	\$0.00	\$0.00	\$0.00
2015 Rebate Account	\$0.00	\$0.00	\$0.00	\$0.00	\$0.00	\$0.00	\$0.00	\$0.00	\$0.00	\$0.00	\$0.00	\$0.00	\$0.00
2015 Redemption Account	\$0.00	\$0.00	\$0.00	\$0.00	\$0.00	\$0.00	\$0.00	\$0.00	\$0.00	\$0.00	\$0.00	\$0.00	\$0.00
2015 Reserve Account	\$681,200.00	\$0.00	\$0.00	\$0.00	\$0.00	\$0.00	\$0.00	\$0.00	\$0.00	\$0.00	\$0.00	\$0.00	\$681,200.00
2015 Special Tax Fund	\$321,940.65	\$0.00	\$0.00	\$0.00	\$0.00	\$0.00	\$0.00	\$0.00	\$0.00	\$0.00	\$0.00	\$0.00	\$321,940.65
2015 Surplus Fund	\$0.00	\$0.00	\$0.00	\$0.00	\$0.00	\$0.00	\$0.00	\$0.00	\$0.00	\$0.00	\$0.00	\$0.00	\$0.00
2015 Water Facilities	\$178,993.93	\$0.00	\$0.00	\$0.00	\$0.00	\$0.00	\$0.00	\$0.00	\$0.00	\$0.00	\$0.00	\$0.00	\$178,993.93
Total:	\$1,566,828.78	\$0.00	\$0.00	\$0.00	\$0.00	(\$130,153.13)	(\$215,000.00)	\$0.00	\$0.00	\$0.00	(\$345,153.13)	\$0.00	\$1,221,675.65

Note: \$130,153.13 was paid in Interest from the Debt Service Account for the September debt service obligation.
 \$215,000.00 was paid in Principal from the Debt Service Account for the September debt service obligation.

SOURCES AND USES OF FUNDS

10/01/2017

Account Name	SOURCES				USES							Ending Balance	
	Beginning Balance	Special Tax Receipts	Investment Earnings	Miscellaneous	Total Sources	Interest Payments	Principal Payments	Acquisition/Construction Payments	Legal/Consulting/Services	Miscellaneous	Total Uses		Transfer
2015 Acquisition and Construction	\$0.00	\$0.00	\$0.00	\$0.00	\$0.00	\$0.00	\$0.00	\$0.00	\$0.00	\$0.00	\$0.00	\$0.00	\$0.00
2015 Administrative Expense Acct	\$29,088.80	\$0.00	\$0.00	\$0.00	\$0.00	\$0.00	\$0.00	\$0.00	\$0.00	\$0.00	\$0.00	\$0.00	\$29,088.80
2015 Alt Penalty Account	\$0.00	\$0.00	\$0.00	\$0.00	\$0.00	\$0.00	\$0.00	\$0.00	\$0.00	\$0.00	\$0.00	\$0.00	\$0.00
2015 Bond Proceeds	\$0.00	\$0.00	\$0.00	\$0.00	\$0.00	\$0.00	\$0.00	\$0.00	\$0.00	\$0.00	\$0.00	\$0.00	\$0.00
2015 Cost of Issuance	\$10,452.27	\$0.00	\$0.00	\$0.00	\$0.00	\$0.00	\$0.00	\$0.00	\$0.00	\$0.00	\$0.00	\$0.00	\$10,452.27
2015 Debt Service Account	\$0.00	\$0.00	\$0.00	\$0.00	\$0.00	\$0.00	\$0.00	\$0.00	\$0.00	\$0.00	\$0.00	\$0.00	\$0.00
2015 Escrow Fund	\$0.00	\$0.00	\$0.00	\$0.00	\$0.00	\$0.00	\$0.00	\$0.00	\$0.00	\$0.00	\$0.00	\$0.00	\$0.00
2015 Rebate Account	\$0.00	\$0.00	\$0.00	\$0.00	\$0.00	\$0.00	\$0.00	\$0.00	\$0.00	\$0.00	\$0.00	\$0.00	\$0.00
2015 Redemption Account	\$0.00	\$0.00	\$0.00	\$0.00	\$0.00	\$0.00	\$0.00	\$0.00	\$0.00	\$0.00	\$0.00	\$0.00	\$0.00
2015 Reserve Account	\$681,200.00	\$0.00	\$0.00	\$0.00	\$0.00	\$0.00	\$0.00	\$0.00	\$0.00	\$0.00	\$0.00	\$0.00	\$681,200.00
2015 Special Tax Fund	\$321,940.65	\$0.00	\$0.00	\$0.00	\$0.00	\$0.00	\$0.00	\$0.00	\$0.00	\$0.00	\$0.00	\$0.00	\$321,940.65
2015 Surplus Fund	\$0.00	\$0.00	\$0.00	\$0.00	\$0.00	\$0.00	\$0.00	\$0.00	\$0.00	\$0.00	\$0.00	\$0.00	\$0.00
2015 Water Facilities	\$178,993.93	\$0.00	\$0.00	\$0.00	\$0.00	\$0.00	\$0.00	\$0.00	\$0.00	\$0.00	\$0.00	\$0.00	\$178,993.93
Total:	\$1,221,675.65	\$0.00	\$0.00	\$0.00	\$0.00	\$0.00	\$0.00	\$0.00	\$0.00	\$0.00	\$0.00	\$0.00	\$1,221,675.65

Note:

SOURCES AND USES OF FUNDS

11/01/2017

Account Name	SOURCES				USES							Ending Balance	
	Beginning Balance	Special Tax Receipts	Investment Earnings	Miscellaneous	Total Sources	Interest Payments	Principal Payments	Acquisition/Construction Payments	Legal/Consulting/Services	Miscellaneous	Total Uses		Transfer
2015 Acquisition and Construction	\$0.00	\$0.00	\$0.00	\$0.00	\$0.00	\$0.00	\$0.00	\$0.00	\$0.00	\$0.00	\$0.00	\$0.00	\$0.00
2015 Administrative Expense Acct	\$29,088.80	\$0.00	\$0.00	\$0.00	\$0.00	\$0.00	\$0.00	\$0.00	\$0.00	\$0.00	\$0.00	\$0.00	\$29,088.80
2015 Alt Penalty Account	\$0.00	\$0.00	\$0.00	\$0.00	\$0.00	\$0.00	\$0.00	\$0.00	\$0.00	\$0.00	\$0.00	\$0.00	\$0.00
2015 Bond Proceeds	\$0.00	\$0.00	\$0.00	\$0.00	\$0.00	\$0.00	\$0.00	\$0.00	\$0.00	\$0.00	\$0.00	\$0.00	\$0.00
2015 Cost of Issuance	\$10,452.27	\$0.00	\$0.00	\$0.00	\$0.00	\$0.00	\$0.00	\$0.00	\$0.00	\$0.00	\$0.00	\$0.00	\$10,452.27
2015 Debt Service Account	\$0.00	\$0.00	\$0.00	\$0.00	\$0.00	\$0.00	\$0.00	\$0.00	\$0.00	\$0.00	\$0.00	\$0.00	\$0.00
2015 Escrow Fund	\$0.00	\$0.00	\$0.00	\$0.00	\$0.00	\$0.00	\$0.00	\$0.00	\$0.00	\$0.00	\$0.00	\$0.00	\$0.00
2015 Rebate Account	\$0.00	\$0.00	\$0.00	\$0.00	\$0.00	\$0.00	\$0.00	\$0.00	\$0.00	\$0.00	\$0.00	\$0.00	\$0.00
2015 Redemption Account	\$0.00	\$0.00	\$0.00	\$0.00	\$0.00	\$0.00	\$0.00	\$0.00	\$0.00	\$0.00	\$0.00	\$0.00	\$0.00
2015 Reserve Account	\$681,200.00	\$0.00	\$0.00	\$0.00	\$0.00	\$0.00	\$0.00	\$0.00	\$0.00	\$0.00	\$0.00	\$0.00	\$681,200.00
2015 Special Tax Fund	\$321,940.65	\$0.00	\$0.00	\$0.00	\$0.00	\$0.00	\$0.00	\$0.00	\$0.00	\$0.00	\$0.00	\$0.00	\$321,940.65
2015 Surplus Fund	\$0.00	\$0.00	\$0.00	\$0.00	\$0.00	\$0.00	\$0.00	\$0.00	\$0.00	\$0.00	\$0.00	\$0.00	\$0.00
2015 Water Facilities	\$178,993.93	\$0.00	\$0.00	\$0.00	\$0.00	\$0.00	\$0.00	\$0.00	\$0.00	\$0.00	\$0.00	\$0.00	\$178,993.93
Total:	\$1,221,675.65	\$0.00	\$0.00	\$0.00	\$0.00	\$0.00	\$0.00	\$0.00	\$0.00	\$0.00	\$0.00	\$0.00	\$1,221,675.65

Note:

SOURCES AND USES OF FUNDS

12/01/2017

Account Name	SOURCES				USES							Ending Balance	
	Beginning Balance	Special Tax Receipts	Investment Earnings	Miscellaneous	Total Sources	Interest Payments	Principal Payments	Acquisition/Construction Payments	Legal/Consulting/Services	Miscellaneous	Total Uses		Transfer
2015 Acquisition and Construction	\$0.00	\$0.00	\$0.00	\$0.00	\$0.00	\$0.00	\$0.00	\$0.00	\$0.00	\$0.00	\$0.00	\$0.00	\$0.00
2015 Administrative Expense Acct	\$29,088.80	\$0.00	\$0.00	\$0.00	\$0.00	\$0.00	\$0.00	\$0.00	\$0.00	\$0.00	\$0.00	\$0.00	\$29,088.80
2015 Alt Penalty Account	\$0.00	\$0.00	\$0.00	\$0.00	\$0.00	\$0.00	\$0.00	\$0.00	\$0.00	\$0.00	\$0.00	\$0.00	\$0.00
2015 Bond Proceeds	\$0.00	\$0.00	\$0.00	\$0.00	\$0.00	\$0.00	\$0.00	\$0.00	\$0.00	\$0.00	\$0.00	\$0.00	\$0.00
2015 Cost of Issuance	\$10,452.27	\$0.00	\$0.00	\$0.00	\$0.00	\$0.00	\$0.00	\$0.00	\$0.00	\$0.00	\$0.00	\$0.00	\$10,452.27
2015 Debt Service Account	\$0.00	\$0.00	\$0.00	\$0.00	\$0.00	\$0.00	\$0.00	\$0.00	\$0.00	\$0.00	\$0.00	\$0.00	\$0.00
2015 Escrow Fund	\$0.00	\$0.00	\$0.00	\$0.00	\$0.00	\$0.00	\$0.00	\$0.00	\$0.00	\$0.00	\$0.00	\$0.00	\$0.00
2015 Rebate Account	\$0.00	\$0.00	\$0.00	\$0.00	\$0.00	\$0.00	\$0.00	\$0.00	\$0.00	\$0.00	\$0.00	\$0.00	\$0.00
2015 Redemption Account	\$0.00	\$0.00	\$0.00	\$0.00	\$0.00	\$0.00	\$0.00	\$0.00	\$0.00	\$0.00	\$0.00	\$0.00	\$0.00
2015 Reserve Account	\$681,200.00	\$0.00	\$0.00	\$0.00	\$0.00	\$0.00	\$0.00	\$0.00	\$0.00	\$0.00	\$0.00	\$0.00	\$681,200.00
2015 Special Tax Fund	\$321,940.65	\$0.00	\$0.00	\$0.00	\$0.00	\$0.00	\$0.00	\$0.00	\$0.00	\$0.00	\$0.00	\$0.00	\$321,940.65
2015 Surplus Fund	\$0.00	\$0.00	\$0.00	\$0.00	\$0.00	\$0.00	\$0.00	\$0.00	\$0.00	\$0.00	\$0.00	\$0.00	\$0.00
2015 Water Facilities	\$178,993.93	\$0.00	\$0.00	\$0.00	\$0.00	\$0.00	\$0.00	\$0.00	\$0.00	\$0.00	\$0.00	\$0.00	\$178,993.93
Total:	\$1,221,675.65	\$0.00	\$0.00	\$0.00	\$0.00	\$0.00	\$0.00	\$0.00	\$0.00	\$0.00	\$0.00	\$0.00	\$1,221,675.65

Note:

SOURCES AND USES OF FUNDS

01/01/2018

Account Name	SOURCES				USES							Ending Balance	
	Beginning Balance	Special Tax Receipts	Investment Earnings	Miscellaneous	Total Sources	Interest Payments	Principal Payments	Acquisition/Construction Payments	Legal/Consulting/Services	Miscellaneous	Total Uses		Transfer
2015 Acquisition and Construction	\$0.00	\$0.00	\$0.00	\$0.00	\$0.00	\$0.00	\$0.00	\$0.00	\$0.00	\$0.00	\$0.00	\$0.00	\$0.00
2015 Administrative Expense Acct	\$29,088.80	\$0.00	\$0.00	\$0.00	\$0.00	\$0.00	\$0.00	\$0.00	\$0.00	\$0.00	\$0.00	\$0.00	\$29,088.80
2015 Alt Penalty Account	\$0.00	\$0.00	\$0.00	\$0.00	\$0.00	\$0.00	\$0.00	\$0.00	\$0.00	\$0.00	\$0.00	\$0.00	\$0.00
2015 Bond Proceeds	\$0.00	\$0.00	\$0.00	\$0.00	\$0.00	\$0.00	\$0.00	\$0.00	\$0.00	\$0.00	\$0.00	\$0.00	\$0.00
2015 Cost of Issuance	\$10,452.27	\$0.00	\$0.00	\$0.00	\$0.00	\$0.00	\$0.00	\$0.00	\$0.00	\$0.00	\$0.00	\$0.00	\$10,452.27
2015 Debt Service Account	\$0.00	\$0.00	\$0.00	\$0.00	\$0.00	\$0.00	\$0.00	\$0.00	\$0.00	\$0.00	\$0.00	\$0.00	\$0.00
2015 Escrow Fund	\$0.00	\$0.00	\$0.00	\$0.00	\$0.00	\$0.00	\$0.00	\$0.00	\$0.00	\$0.00	\$0.00	\$0.00	\$0.00
2015 Rebate Account	\$0.00	\$0.00	\$0.00	\$0.00	\$0.00	\$0.00	\$0.00	\$0.00	\$0.00	\$0.00	\$0.00	\$0.00	\$0.00
2015 Redemption Account	\$0.00	\$0.00	\$0.00	\$0.00	\$0.00	\$0.00	\$0.00	\$0.00	\$0.00	\$0.00	\$0.00	\$0.00	\$0.00
2015 Reserve Account	\$681,200.00	\$0.00	\$0.00	\$0.00	\$0.00	\$0.00	\$0.00	\$0.00	\$0.00	\$0.00	\$0.00	\$0.00	\$681,200.00
2015 Special Tax Fund	\$321,940.65	\$0.00	\$0.00	\$0.00	\$0.00	\$0.00	\$0.00	\$0.00	\$0.00	\$0.00	\$0.00	\$0.00	\$321,940.65
2015 Surplus Fund	\$0.00	\$0.00	\$0.00	\$0.00	\$0.00	\$0.00	\$0.00	\$0.00	\$0.00	\$0.00	\$0.00	\$0.00	\$0.00
2015 Water Facilities	\$178,993.93	\$0.00	\$0.00	\$0.00	\$0.00	\$0.00	\$0.00	\$0.00	\$0.00	\$0.00	\$0.00	\$0.00	\$178,993.93
Total:	\$1,221,675.65	\$0.00	\$0.00	\$0.00	\$0.00	\$0.00	\$0.00	\$0.00	\$0.00	\$0.00	\$0.00	\$0.00	\$1,221,675.65

Note:

SOURCES AND USES OF FUNDS

02/01/2018

Account Name	SOURCES				USES							Ending Balance	
	Beginning Balance	Special Tax Receipts	Investment Earnings	Miscellaneous	Total Sources	Interest Payments	Principal Payments	Acquisition/Construction Payments	Legal/Consulting/Services	Miscellaneous	Total Uses		Transfer
2015 Acquisition and Construction	\$0.00	\$0.00	\$0.00	\$0.00	\$0.00	\$0.00	\$0.00	\$0.00	\$0.00	\$0.00	\$0.00	\$0.00	\$0.00
2015 Administrative Expense Acct	\$29,088.80	\$0.00	\$0.00	\$0.00	\$0.00	\$0.00	\$0.00	\$0.00	\$0.00	\$0.00	\$0.00	\$0.00	\$29,088.80
2015 Alt Penalty Account	\$0.00	\$0.00	\$0.00	\$0.00	\$0.00	\$0.00	\$0.00	\$0.00	\$0.00	\$0.00	\$0.00	\$0.00	\$0.00
2015 Bond Proceeds	\$0.00	\$0.00	\$0.00	\$0.00	\$0.00	\$0.00	\$0.00	\$0.00	\$0.00	\$0.00	\$0.00	\$0.00	\$0.00
2015 Cost of Issuance	\$10,452.27	\$0.00	\$0.00	\$0.00	\$0.00	\$0.00	\$0.00	\$0.00	\$0.00	\$0.00	\$0.00	\$0.00	\$10,452.27
2015 Debt Service Account	\$0.00	\$0.00	\$0.00	\$0.00	\$0.00	\$0.00	\$0.00	\$0.00	\$0.00	\$0.00	\$0.00	\$128,003.13	\$128,003.13
2015 Escrow Fund	\$0.00	\$0.00	\$0.00	\$0.00	\$0.00	\$0.00	\$0.00	\$0.00	\$0.00	\$0.00	\$0.00	\$0.00	\$0.00
2015 Rebate Account	\$0.00	\$0.00	\$0.00	\$0.00	\$0.00	\$0.00	\$0.00	\$0.00	\$0.00	\$0.00	\$0.00	\$0.00	\$0.00
2015 Redemption Account	\$0.00	\$0.00	\$0.00	\$0.00	\$0.00	\$0.00	\$0.00	\$0.00	\$0.00	\$0.00	\$0.00	\$0.00	\$0.00
2015 Reserve Account	\$681,200.00	\$0.00	\$0.00	\$0.00	\$0.00	\$0.00	\$0.00	\$0.00	\$0.00	\$0.00	\$0.00	\$0.00	\$681,200.00
2015 Special Tax Fund	\$321,940.65	\$0.00	\$0.00	\$0.00	\$0.00	\$0.00	\$0.00	\$0.00	\$0.00	\$0.00	\$0.00	(\$128,003.13)	\$193,937.52
2015 Surplus Fund	\$0.00	\$0.00	\$0.00	\$0.00	\$0.00	\$0.00	\$0.00	\$0.00	\$0.00	\$0.00	\$0.00	\$0.00	\$0.00
2015 Water Facilities	\$178,993.93	\$0.00	\$0.00	\$0.00	\$0.00	\$0.00	\$0.00	\$0.00	\$0.00	\$0.00	\$0.00	\$0.00	\$178,993.93
Total:	\$1,221,675.65	\$0.00	\$0.00	\$0.00	\$0.00	\$0.00	\$0.00	\$0.00	\$0.00	\$0.00	\$0.00	\$0.00	\$1,221,675.65

Note:

SOURCES AND USES OF FUNDS

03/01/2018

Account Name	SOURCES				USES							Ending Balance	
	Beginning Balance	Special Tax Receipts	Investment Earnings	Miscellaneous	Total Sources	Interest Payments	Principal Payments	Acquisition/Construction Payments	Legal/Consulting/Services	Miscellaneous	Total Uses		Transfer
2015 Acquisition and Construction	\$0.00	\$0.00	\$0.00	\$0.00	\$0.00	\$0.00	\$0.00	\$0.00	\$0.00	\$0.00	\$0.00	\$0.00	\$0.00
2015 Administrative Expense Acct	\$29,088.80	\$0.00	\$0.00	\$0.00	\$0.00	\$0.00	\$0.00	\$0.00	\$0.00	\$0.00	\$0.00	\$0.00	\$29,088.80
2015 Alt Penalty Account	\$0.00	\$0.00	\$0.00	\$0.00	\$0.00	\$0.00	\$0.00	\$0.00	\$0.00	\$0.00	\$0.00	\$0.00	\$0.00
2015 Bond Proceeds	\$0.00	\$0.00	\$0.00	\$0.00	\$0.00	\$0.00	\$0.00	\$0.00	\$0.00	\$0.00	\$0.00	\$0.00	\$0.00
2015 Cost of Issuance	\$10,452.27	\$0.00	\$0.00	\$0.00	\$0.00	\$0.00	\$0.00	\$0.00	\$0.00	\$0.00	\$0.00	\$0.00	\$10,452.27
2015 Debt Service Account	\$128,003.13	\$0.00	\$0.00	\$0.00	\$0.00	(\$128,003.13)	\$0.00	\$0.00	\$0.00	\$0.00	(\$128,003.13)	\$0.00	\$0.00
2015 Escrow Fund	\$0.00	\$0.00	\$0.00	\$0.00	\$0.00	\$0.00	\$0.00	\$0.00	\$0.00	\$0.00	\$0.00	\$0.00	\$0.00
2015 Rebate Account	\$0.00	\$0.00	\$0.00	\$0.00	\$0.00	\$0.00	\$0.00	\$0.00	\$0.00	\$0.00	\$0.00	\$0.00	\$0.00
2015 Redemption Account	\$0.00	\$0.00	\$0.00	\$0.00	\$0.00	\$0.00	\$0.00	\$0.00	\$0.00	\$0.00	\$0.00	\$0.00	\$0.00
2015 Reserve Account	\$681,200.00	\$0.00	\$0.00	\$0.00	\$0.00	\$0.00	\$0.00	\$0.00	\$0.00	\$0.00	\$0.00	\$0.00	\$681,200.00
2015 Special Tax Fund	\$193,937.52	\$0.00	\$0.00	\$0.00	\$0.00	\$0.00	\$0.00	\$0.00	\$0.00	\$0.00	\$0.00	\$0.00	\$193,937.52
2015 Surplus Fund	\$0.00	\$0.00	\$0.00	\$0.00	\$0.00	\$0.00	\$0.00	\$0.00	\$0.00	\$0.00	\$0.00	\$0.00	\$0.00
2015 Water Facilities	\$178,993.93	\$0.00	\$0.00	\$0.00	\$0.00	\$0.00	\$0.00	\$0.00	\$0.00	\$0.00	\$0.00	\$0.00	\$178,993.93
Total:	\$1,221,675.65	\$0.00	\$0.00	\$0.00	\$0.00	(\$128,003.13)	\$0.00	\$0.00	\$0.00	\$0.00	(\$128,003.13)	\$0.00	\$1,093,672.52

Note: \$128,003.13 was paid in Interest from the Debt Service for the March debt service obligation.

SOURCES AND USES OF FUNDS

04/01/2018

Account Name	SOURCES				USES							Ending Balance	
	Beginning Balance	Special Tax Receipts	Investment Earnings	Miscellaneous	Total Sources	Interest Payments	Principal Payments	Acquisition/Construction Payments	Legal/Consulting/Services	Miscellaneous	Total Uses		Transfer
2015 Acquisition and Construction	\$0.00	\$0.00	\$0.00	\$0.00	\$0.00	\$0.00	\$0.00	\$0.00	\$0.00	\$0.00	\$0.00	\$0.00	\$0.00
2015 Administrative Expense Acct	\$29,088.80	\$0.00	\$0.00	\$0.00	\$0.00	\$0.00	\$0.00	\$0.00	\$0.00	\$0.00	\$0.00	\$0.00	\$29,088.80
2015 Alt Penalty Account	\$0.00	\$0.00	\$0.00	\$0.00	\$0.00	\$0.00	\$0.00	\$0.00	\$0.00	\$0.00	\$0.00	\$0.00	\$0.00
2015 Bond Proceeds	\$0.00	\$0.00	\$0.00	\$0.00	\$0.00	\$0.00	\$0.00	\$0.00	\$0.00	\$0.00	\$0.00	\$0.00	\$0.00
2015 Cost of Issuance	\$10,452.27	\$0.00	\$0.00	\$0.00	\$0.00	\$0.00	\$0.00	\$0.00	\$0.00	\$0.00	\$0.00	\$0.00	\$10,452.27
2015 Debt Service Account	\$0.00	\$0.00	\$0.00	\$0.00	\$0.00	\$0.00	\$0.00	\$0.00	\$0.00	\$0.00	\$0.00	\$0.00	\$0.00
2015 Escrow Fund	\$0.00	\$0.00	\$0.00	\$0.00	\$0.00	\$0.00	\$0.00	\$0.00	\$0.00	\$0.00	\$0.00	\$0.00	\$0.00
2015 Rebate Account	\$0.00	\$0.00	\$0.00	\$0.00	\$0.00	\$0.00	\$0.00	\$0.00	\$0.00	\$0.00	\$0.00	\$0.00	\$0.00
2015 Redemption Account	\$0.00	\$0.00	\$0.00	\$0.00	\$0.00	\$0.00	\$0.00	\$0.00	\$0.00	\$0.00	\$0.00	\$0.00	\$0.00
2015 Reserve Account	\$681,200.00	\$0.00	\$0.00	\$0.00	\$0.00	\$0.00	\$0.00	\$0.00	\$0.00	\$0.00	\$0.00	\$0.00	\$681,200.00
2015 Special Tax Fund	\$193,937.52	\$0.00	\$0.00	\$0.00	\$0.00	\$0.00	\$0.00	\$0.00	\$0.00	\$0.00	\$0.00	\$0.00	\$193,937.52
2015 Surplus Fund	\$0.00	\$0.00	\$0.00	\$0.00	\$0.00	\$0.00	\$0.00	\$0.00	\$0.00	\$0.00	\$0.00	\$0.00	\$0.00
2015 Water Facilities	\$178,993.93	\$0.00	\$0.00	\$0.00	\$0.00	\$0.00	\$0.00	\$0.00	\$0.00	\$0.00	\$0.00	\$0.00	\$178,993.93
Total:	\$1,093,672.52	\$0.00	\$0.00	\$0.00	\$0.00	\$0.00	\$0.00	\$0.00	\$0.00	\$0.00	\$0.00	\$0.00	\$1,093,672.52

Note:

EXHIBIT C

**Annual Special Tax Roll
Fiscal Year 2018/2019**

Santa Ana Unified School District
CFD No. 2004-1
Special Tax Levy For Fiscal Year 2018/2019

Book	Page	Parcel	Special Tax
930	248	79	\$1,245.86
930	248	80	\$1,245.86
930	248	81	\$876.40
930	248	82	\$1,245.86
930	248	83	\$1,245.86
930	248	84	\$876.40
930	248	85	\$876.40
930	248	86	\$1,245.86
930	248	87	\$1,245.86
930	248	88	\$1,245.86
930	248	89	\$1,245.86
930	248	90	\$876.40
930	248	91	\$876.40
930	248	92	\$1,245.86
930	248	93	\$1,245.86
930	248	94	\$876.40
930	248	95	\$1,245.86
930	248	96	\$1,245.86
930	248	97	\$1,245.86
930	248	98	\$1,245.86
930	248	99	\$876.40
930	249	0	\$1,245.86
930	249	1	\$1,245.86
930	249	2	\$876.40
930	249	3	\$876.40
930	249	4	\$1,245.86
930	249	5	\$1,245.86
930	248	61	\$1,245.86
930	248	62	\$1,245.86
930	248	63	\$876.40
930	248	64	\$876.40
930	248	65	\$1,245.86
930	248	66	\$1,245.86
930	248	67	\$876.40
930	248	68	\$1,245.86
930	248	69	\$1,245.86
930	248	70	\$1,245.86
930	248	71	\$1,245.86
930	248	72	\$876.40

Santa Ana Unified School District
CFD No. 2004-1
Special Tax Levy For Fiscal Year 2018/2019

Book	Page	Parcel	Special Tax
930	248	73	\$1,245.86
930	248	74	\$1,245.86
930	248	75	\$876.40
930	248	76	\$876.40
930	248	77	\$1,245.86
930	248	78	\$1,245.86
930	242	20	\$1,018.76
930	242	21	\$1,245.86
930	242	22	\$698.40
930	242	23	\$698.40
930	242	24	\$1,245.86
930	242	25	\$1,018.76
930	242	26	\$698.40
930	242	27	\$1,245.86
930	242	28	\$1,018.76
930	242	43	\$1,018.76
930	242	44	\$1,245.86
930	242	45	\$698.40
930	242	46	\$1,018.76
930	242	47	\$1,245.86
930	242	48	\$698.40
930	242	49	\$698.40
930	242	50	\$1,245.86
930	242	51	\$1,018.76
930	243	28	\$1,018.76
930	243	29	\$1,245.86
930	243	30	\$698.40
930	243	31	\$698.40
930	243	32	\$1,245.86
930	243	33	\$1,018.76
930	243	34	\$698.40
930	243	35	\$1,245.86
930	243	36	\$1,018.76
930	243	1	\$1,018.76
930	243	2	\$1,245.86
930	243	3	\$698.40
930	243	4	\$1,018.76
930	243	5	\$1,245.86
930	243	6	\$698.40

Santa Ana Unified School District
CFD No. 2004-1
Special Tax Levy For Fiscal Year 2018/2019

Book	Page	Parcel	Special Tax
930	243	7	\$698.40
930	243	8	\$1,245.86
930	243	9	\$1,018.76
930	243	53	\$1,245.86
930	243	54	\$1,245.86
930	243	55	\$876.40
930	243	56	\$876.40
930	243	57	\$1,245.86
930	243	58	\$1,245.86
930	243	59	\$876.40
930	243	60	\$1,245.86
930	243	61	\$1,245.86
930	243	62	\$1,245.86
930	243	63	\$1,245.86
930	243	64	\$876.40
930	243	65	\$1,245.86
930	243	66	\$1,245.86
930	243	67	\$876.40
930	243	68	\$876.40
930	243	69	\$1,245.86
930	243	70	\$1,245.86
930	243	71	\$1,245.86
930	243	72	\$1,245.86
930	243	73	\$876.40
930	243	74	\$876.40
930	243	75	\$1,245.86
930	243	76	\$1,245.86
930	243	77	\$876.40
930	243	78	\$1,245.86
930	243	79	\$1,245.86
930	243	80	\$1,245.86
930	243	81	\$1,245.86
930	243	82	\$876.40
930	243	83	\$1,245.86
930	243	84	\$1,245.86
930	243	85	\$876.40
930	243	86	\$876.40
930	243	87	\$1,245.86
930	243	88	\$1,245.86

Santa Ana Unified School District
CFD No. 2004-1
Special Tax Levy For Fiscal Year 2018/2019

Book	Page	Parcel	Special Tax
930	242	29	\$1,018.76
930	242	30	\$1,018.76
930	242	31	\$1,018.76
930	242	32	\$1,018.76
930	242	33	\$1,018.76
930	242	76	\$1,245.86
930	242	77	\$1,245.86
930	242	78	\$1,245.86
930	242	79	\$1,245.86
930	242	80	\$1,245.86
930	242	81	\$1,245.86
930	242	82	\$1,018.76
930	242	83	\$1,018.76
930	242	84	\$1,018.76
930	242	85	\$1,018.76
930	242	86	\$1,018.76
930	242	87	\$1,018.76
930	242	88	\$1,018.76
930	242	89	\$1,018.76
930	242	90	\$1,018.76
930	242	91	\$1,018.76
930	242	92	\$1,245.86
930	242	69	\$1,245.86
930	242	70	\$1,018.76
930	242	71	\$1,018.76
930	242	72	\$1,018.76
930	242	73	\$1,018.76
930	242	74	\$1,018.76
930	242	75	\$1,018.76
930	242	58	\$1,018.76
930	242	59	\$1,018.76
930	242	60	\$876.40
930	242	61	\$876.40
930	242	34	\$1,018.76
930	242	35	\$1,018.76
930	242	36	\$876.40
930	242	37	\$1,018.76
930	242	62	\$1,018.76
930	242	63	\$1,018.76

Santa Ana Unified School District
CFD No. 2004-1
Special Tax Levy For Fiscal Year 2018/2019

Book	Page	Parcel	Special Tax
445	231	17	\$0.00
445	231	17	\$0.00
445	231	17	\$0.00
445	231	17	\$0.00
445	231	16	\$0.00
445	231	16	\$0.00
445	231	16	\$0.00
445	231	16	\$0.00
445	231	16	\$0.00
445	231	16	\$0.00
445	231	16	\$0.00
445	231	16	\$0.00
445	231	16	\$0.00
445	231	16	\$0.00
445	231	16	\$0.00
445	231	16	\$0.00
445	231	16	\$0.00
445	231	15	\$0.00
445	231	15	\$0.00
445	231	15	\$0.00
445	231	15	\$0.00
445	231	15	\$0.00
445	231	15	\$0.00
445	231	15	\$0.00
445	231	15	\$0.00
445	231	15	\$0.00
445	231	15	\$0.00
445	231	14	\$0.00
445	231	14	\$0.00
445	231	14	\$0.00
445	231	13	\$0.00
445	231	13	\$0.00
445	231	13	\$0.00
445	231	13	\$0.00
445	231	13	\$0.00
445	231	12	\$0.00
445	231	12	\$0.00
445	231	12	\$0.00
445	231	12	\$0.00
445	231	12	\$0.00
445	231	12	\$0.00
445	231	12	\$0.00

Santa Ana Unified School District
CFD No. 2004-1
Special Tax Levy For Fiscal Year 2018/2019

Book	Page	Parcel	Special Tax
445	231	12	\$0.00
445	231	12	\$0.00
445	231	11	\$0.00
445	231	11	\$0.00
445	231	11	\$0.00
445	231	11	\$0.00
445	231	11	\$0.00
445	231	11	\$0.00
930	242	10	\$1,472.96
930	242	11	\$1,018.76
930	242	12	\$1,472.96
930	242	13	\$1,472.96
930	242	14	\$1,472.96
930	242	15	\$1,472.96
930	242	16	\$1,472.96
930	242	17	\$1,472.96
930	242	18	\$1,472.96
930	242	19	\$1,018.76
930	242	52	\$1,018.76
930	242	53	\$1,472.96
930	242	54	\$1,472.96
930	242	55	\$1,472.96
930	242	56	\$1,472.96
930	242	57	\$1,018.76
930	243	19	\$1,018.76
930	243	20	\$1,472.96
930	243	21	\$1,472.96
930	243	22	\$1,472.96
930	243	23	\$1,472.96
930	243	24	\$1,472.96
930	243	25	\$1,472.96
930	243	26	\$1,018.76
930	243	27	\$1,018.76
930	243	10	\$1,018.76
930	243	11	\$1,472.96
930	243	12	\$1,472.96
930	243	13	\$1,472.96
930	243	14	\$1,472.96
930	243	15	\$1,472.96

Santa Ana Unified School District
CFD No. 2004-1
Special Tax Levy For Fiscal Year 2018/2019

Book	Page	Parcel	Special Tax
930	243	16	\$1,472.96
930	243	17	\$1,472.96
930	243	18	\$1,018.76
930	247	34	\$1,245.86
930	247	35	\$1,472.96
930	247	36	\$1,472.96
930	247	37	\$1,472.96
930	247	38	\$1,472.96
930	247	39	\$1,245.86
930	247	40	\$1,245.86
930	247	41	\$1,472.96
930	247	42	\$1,472.96
930	247	43	\$1,472.96
930	247	44	\$1,472.96
930	247	45	\$1,472.96
930	247	46	\$1,472.96
930	247	47	\$1,245.86
930	247	48	\$1,472.96
930	247	25	\$1,472.96
930	247	26	\$1,245.86
930	247	27	\$1,472.96
930	247	28	\$1,472.96
930	247	29	\$1,472.96
930	247	30	\$1,472.96
930	247	31	\$1,472.96
930	247	32	\$1,472.96
930	247	33	\$1,245.86
930	247	19	\$1,245.86
930	247	20	\$1,472.96
930	247	21	\$1,472.96
930	247	22	\$1,472.96
930	247	23	\$1,472.96
930	247	24	\$1,245.86
930	247	1	\$1,245.86
930	247	2	\$1,472.96
930	247	3	\$1,472.96
930	247	4	\$1,472.96
930	247	5	\$1,472.96
930	247	6	\$1,472.96
930	247	7	\$1,472.96

Santa Ana Unified School District
CFD No. 2004-1
Special Tax Levy For Fiscal Year 2018/2019

Book	Page	Parcel	Special Tax
930	247	8	\$1,472.96
930	247	9	\$1,245.86
930	247	10	\$1,245.86
930	247	11	\$1,472.96
930	247	12	\$1,472.96
930	247	13	\$1,472.96
930	247	14	\$1,472.96
930	247	15	\$1,472.96
930	247	16	\$1,472.96
930	247	17	\$1,472.96
930	247	18	\$1,245.86
930	243	37	\$1,245.86
930	243	38	\$1,472.96
930	243	39	\$1,472.96
930	243	40	\$1,472.96
930	243	41	\$1,472.96
930	243	42	\$1,245.86
930	243	43	\$1,245.86
930	243	44	\$1,472.96
930	243	45	\$1,472.96
930	243	46	\$1,472.96
930	243	47	\$1,472.96
930	243	48	\$1,472.96
930	243	49	\$1,472.96
930	243	50	\$1,472.96
930	243	51	\$1,245.86
930	243	52	\$1,472.96
445	231	24	\$0.00
445	231	25	\$0.00
445	231	26	\$0.00
445	231	27	\$0.00
445	231	28	\$0.00
445	231	29	\$0.00
445	231	30	\$0.00
445	231	31	\$0.00
445	231	32	\$0.00
445	231	33	\$0.00
445	231	34	\$0.00
445	231	19	\$0.00
445	231	20	\$0.00

Santa Ana Unified School District
CFD No. 2004-1
Special Tax Levy For Fiscal Year 2018/2019

Book	Page	Parcel	Special Tax
445	231	22	\$0.00
445	231	23	\$0.00
445	241	17	\$0.00
445	241	18	\$0.00
445	241	19	\$0.00
445	241	20	\$0.00
445	241	21	\$0.00
445	241	22	\$0.00
445	241	23	\$0.00
445	241	25	\$0.00
445	241	26	\$0.00
445	241	27	\$0.00
445	241	28	\$0.00
445	241	29	\$0.00
445	241	24	\$0.00
445	91	53	\$0.00
445	91	53	\$0.00
445	91	53	\$0.00
934	5	400	\$0.00
934	5	401	\$0.00
934	5	402	\$0.00
934	5	403	\$0.00
934	5	404	\$0.00
934	5	405	\$0.00
934	5	406	\$0.00
934	5	407	\$0.00
934	5	408	\$0.00
934	5	409	\$0.00
934	5	410	\$0.00
934	5	411	\$0.00
934	5	412	\$0.00
934	5	413	\$0.00
934	5	414	\$0.00
934	5	415	\$0.00
934	5	416	\$0.00
934	5	417	\$0.00
934	5	418	\$0.00
934	5	419	\$0.00
934	5	420	\$0.00
934	5	421	\$0.00

Santa Ana Unified School District
CFD No. 2004-1
Special Tax Levy For Fiscal Year 2018/2019

Book	Page	Parcel	Special Tax
934	5	422	\$0.00
934	5	423	\$0.00
934	5	424	\$0.00
934	5	425	\$0.00
934	5	426	\$0.00
934	5	427	\$0.00
934	5	428	\$0.00
934	5	429	\$0.00
934	5	430	\$0.00
934	5	431	\$0.00
934	5	432	\$0.00
934	5	433	\$0.00
934	5	434	\$0.00
934	5	435	\$0.00
934	5	436	\$0.00
934	5	437	\$0.00
934	5	438	\$0.00
934	5	439	\$0.00
934	5	440	\$0.00
934	5	441	\$0.00
934	5	442	\$0.00
934	5	443	\$0.00
934	5	444	\$0.00
934	5	445	\$0.00
934	5	446	\$0.00
934	5	447	\$0.00
934	5	448	\$0.00
934	5	449	\$0.00
934	5	450	\$0.00
934	5	451	\$0.00
934	5	452	\$0.00
934	5	453	\$0.00
934	5	454	\$0.00
934	5	455	\$0.00
934	5	456	\$0.00
934	5	457	\$0.00
934	5	458	\$0.00
934	5	459	\$0.00
934	5	460	\$0.00
934	5	461	\$0.00

Santa Ana Unified School District
CFD No. 2004-1
Special Tax Levy For Fiscal Year 2018/2019

Book	Page	Parcel	Special Tax
934	5	462	\$0.00
934	5	463	\$0.00
934	5	464	\$0.00
934	5	465	\$0.00
934	5	466	\$0.00
934	5	467	\$0.00
934	5	468	\$0.00
934	5	469	\$0.00
934	5	470	\$0.00
934	5	471	\$0.00
934	5	472	\$0.00
934	5	473	\$0.00
934	5	474	\$0.00
934	5	475	\$0.00
934	5	476	\$0.00
934	5	477	\$0.00
934	5	478	\$0.00
934	5	479	\$0.00
934	5	480	\$0.00
934	5	481	\$0.00
934	5	482	\$0.00
934	5	483	\$0.00
934	5	484	\$0.00
934	5	485	\$0.00
934	5	486	\$0.00
934	5	487	\$0.00
934	5	488	\$0.00
934	5	489	\$0.00
934	5	490	\$0.00
934	5	491	\$0.00
934	5	492	\$0.00
934	5	493	\$0.00
934	5	494	\$0.00
445	91	53	\$0.00
445	91	53	\$0.00
934	5	495	\$0.00
934	5	496	\$0.00
934	5	497	\$0.00
934	5	498	\$0.00
934	5	499	\$0.00

Santa Ana Unified School District
CFD No. 2004-1
Special Tax Levy For Fiscal Year 2018/2019

Book	Page	Parcel	Special Tax
934	5	500	\$0.00
934	5	501	\$0.00
934	5	502	\$0.00
934	5	503	\$0.00
934	5	504	\$0.00
934	5	505	\$0.00
934	5	506	\$0.00
934	5	507	\$0.00
934	5	508	\$0.00
934	5	509	\$0.00
934	5	510	\$0.00
934	5	511	\$0.00
934	5	512	\$0.00
934	5	513	\$0.00
934	5	514	\$0.00
934	5	515	\$0.00
934	5	516	\$0.00
934	5	517	\$0.00
934	5	518	\$0.00
934	5	519	\$0.00
934	5	520	\$0.00
934	5	521	\$0.00
934	5	522	\$0.00
934	5	523	\$0.00
934	5	524	\$0.00
934	5	525	\$0.00
934	5	526	\$0.00
934	5	527	\$0.00
934	5	528	\$0.00
934	5	529	\$0.00
934	5	530	\$0.00
934	5	531	\$0.00
934	5	532	\$0.00
934	5	533	\$0.00
934	5	534	\$0.00
934	5	535	\$0.00
934	5	536	\$0.00
934	5	537	\$0.00
934	5	538	\$0.00
934	5	539	\$0.00

Santa Ana Unified School District
CFD No. 2004-1
Special Tax Levy For Fiscal Year 2018/2019

Book	Page	Parcel	Special Tax
934	5	540	\$0.00
934	5	541	\$0.00
934	5	542	\$0.00
934	5	543	\$0.00
934	5	544	\$0.00
934	5	545	\$0.00
934	5	546	\$0.00
934	5	547	\$0.00
934	5	548	\$0.00
934	5	549	\$0.00
934	5	550	\$0.00
934	5	551	\$0.00
934	5	552	\$0.00
934	5	553	\$0.00
934	5	554	\$0.00
934	5	555	\$0.00
934	5	556	\$0.00
934	5	557	\$0.00
934	5	558	\$0.00
934	5	559	\$0.00
934	5	560	\$0.00
934	5	561	\$0.00
934	5	562	\$0.00
934	5	563	\$0.00
934	5	564	\$0.00
934	5	565	\$0.00
934	5	566	\$0.00
934	5	567	\$0.00
934	5	568	\$0.00
934	5	569	\$0.00
934	5	570	\$0.00
934	5	571	\$0.00
934	5	572	\$0.00
934	5	573	\$0.00
934	5	574	\$0.00
934	5	575	\$0.00
934	5	576	\$0.00
934	5	577	\$0.00
934	5	578	\$0.00
934	5	579	\$0.00

Santa Ana Unified School District
CFD No. 2004-1
Special Tax Levy For Fiscal Year 2018/2019

Book	Page	Parcel	Special Tax
934	5	580	\$0.00
934	5	581	\$0.00
934	5	582	\$0.00
934	5	583	\$0.00
934	5	584	\$0.00
934	5	585	\$0.00
934	5	586	\$0.00
934	5	587	\$0.00
934	5	588	\$0.00
934	5	589	\$0.00
934	5	590	\$0.00
934	5	591	\$0.00
934	5	592	\$0.00
934	5	593	\$0.00
934	5	594	\$0.00
934	5	595	\$0.00
934	5	596	\$0.00
934	5	597	\$0.00
934	5	598	\$0.00
934	5	599	\$0.00
934	5	600	\$0.00
934	5	601	\$0.00
934	5	602	\$0.00
934	5	603	\$0.00
934	5	604	\$0.00
934	5	605	\$0.00
934	5	606	\$0.00
934	5	607	\$0.00
934	5	608	\$0.00
934	5	609	\$0.00
934	5	610	\$0.00
934	5	611	\$0.00
934	5	612	\$0.00
934	5	613	\$0.00
934	5	614	\$0.00
934	5	615	\$0.00
934	5	616	\$0.00
934	5	617	\$0.00
934	5	618	\$0.00
934	5	619	\$0.00

Santa Ana Unified School District
CFD No. 2004-1
Special Tax Levy For Fiscal Year 2018/2019

Book	Page	Parcel	Special Tax
934	5	620	\$0.00
934	5	621	\$0.00
934	5	622	\$0.00
934	5	623	\$0.00
934	5	624	\$0.00
934	5	625	\$0.00
934	5	626	\$0.00
934	5	627	\$0.00
934	5	628	\$0.00
934	5	629	\$0.00
934	5	630	\$0.00
934	5	631	\$0.00
934	5	632	\$0.00
934	5	633	\$0.00
934	5	634	\$0.00
934	5	635	\$0.00
934	5	636	\$0.00
934	5	637	\$0.00
934	5	638	\$0.00
934	5	639	\$0.00
930	246	1	\$1,245.86
930	246	2	\$1,018.76
930	246	3	\$1,245.86
930	246	4	\$876.40
930	246	5	\$1,018.76
930	246	6	\$1,245.86
930	246	7	\$876.40
930	246	8	\$1,018.76
930	246	9	\$1,018.76
930	246	10	\$1,018.76
930	246	11	\$876.40
930	246	12	\$876.40
930	246	13	\$1,018.76
930	246	14	\$1,018.76
930	246	15	\$1,018.76
930	246	16	\$876.40
930	246	17	\$1,245.86
930	246	18	\$876.40
930	246	19	\$1,245.86
930	246	20	\$1,018.76

Santa Ana Unified School District
CFD No. 2004-1
Special Tax Levy For Fiscal Year 2018/2019

Book	Page	Parcel	Special Tax
930	246	21	\$1,245.86
930	246	22	\$1,245.86
930	246	23	\$1,018.76
930	246	24	\$1,245.86
930	246	25	\$876.40
930	246	26	\$1,018.76
930	246	27	\$1,245.86
930	246	28	\$876.40
930	246	29	\$1,018.76
930	246	30	\$1,018.76
930	246	31	\$1,018.76
930	246	32	\$1,018.76
930	246	33	\$1,018.76
930	246	34	\$1,018.76
930	246	35	\$1,018.76
930	246	36	\$1,018.76
930	246	37	\$876.40
930	246	38	\$1,245.86
930	246	39	\$1,018.76
930	246	40	\$876.40
930	246	41	\$1,472.96
930	246	42	\$1,018.76
930	246	43	\$1,245.86
930	246	44	\$1,245.86
930	246	45	\$1,018.76
930	246	46	\$1,245.86
930	246	47	\$876.40
930	246	48	\$1,018.76
930	246	49	\$1,245.86
930	246	50	\$876.40
930	246	51	\$1,018.76
930	246	52	\$1,018.76
930	246	53	\$1,018.76
930	246	54	\$1,018.76
930	246	55	\$1,018.76
930	246	56	\$1,018.76
930	246	57	\$1,018.76
930	246	58	\$1,018.76
930	246	59	\$876.40
930	246	60	\$1,245.86

Santa Ana Unified School District
CFD No. 2004-1
Special Tax Levy For Fiscal Year 2018/2019

Book	Page	Parcel	Special Tax
930	246	61	\$1,018.76
930	246	62	\$876.40
930	246	63	\$1,472.96
930	246	64	\$1,018.76
930	246	65	\$1,245.86
930	246	66	\$1,245.86
930	246	67	\$1,018.76
930	246	68	\$1,245.86
930	246	69	\$876.40
930	246	70	\$1,018.76
930	246	71	\$1,245.86
930	246	72	\$876.40
930	246	73	\$1,018.76
930	246	74	\$1,018.76
930	246	75	\$1,018.76
930	246	76	\$1,018.76
930	246	77	\$1,018.76
930	246	78	\$1,018.76
930	246	79	\$1,018.76
930	246	80	\$1,018.76
930	246	81	\$876.40
930	246	82	\$1,245.86
930	246	83	\$1,018.76
930	246	84	\$876.40
930	246	85	\$1,245.86
930	246	86	\$1,018.76
930	246	87	\$1,245.86
930	241	4	\$1,472.96
930	241	5	\$1,472.96
930	241	6	\$1,472.96
930	241	7	\$1,245.86
930	241	8	\$1,472.96
930	241	9	\$1,472.96
930	241	10	\$1,472.96
930	241	11	\$1,472.96
930	241	12	\$1,245.86
930	241	13	\$1,245.86
930	241	14	\$1,472.96
930	241	15	\$1,472.96
930	241	16	\$1,018.76

Santa Ana Unified School District
CFD No. 2004-1
Special Tax Levy For Fiscal Year 2018/2019

Book	Page	Parcel	Special Tax
930	241	17	\$1,018.76
930	241	18	\$1,245.86
930	241	19	\$1,472.96
930	241	20	\$1,472.96
930	241	21	\$1,472.96
930	241	22	\$1,472.96
930	241	23	\$1,472.96
930	241	24	\$1,472.96
930	241	25	\$1,245.86
930	241	26	\$1,245.86
930	241	27	\$1,245.86
930	241	28	\$1,472.96
930	241	29	\$1,472.96
930	241	30	\$1,245.86
930	241	31	\$1,245.86
930	241	32	\$1,472.96
930	241	33	\$1,472.96
930	241	34	\$1,472.96
930	241	35	\$1,472.96
930	241	36	\$1,245.86
930	241	37	\$1,472.96
930	241	38	\$1,472.96
930	241	39	\$1,472.96
930	241	40	\$1,472.96
930	241	41	\$1,472.96
930	241	42	\$1,472.96
930	241	43	\$1,245.86
930	241	44	\$1,245.86
930	241	45	\$1,245.86
930	241	46	\$1,472.96
930	241	47	\$1,472.96
930	241	48	\$1,245.86
930	241	49	\$1,245.86
930	241	50	\$1,472.96
930	241	51	\$1,472.96
930	241	52	\$1,472.96
930	241	53	\$1,472.96
930	241	54	\$1,245.86
930	241	55	\$1,472.96
930	241	56	\$1,472.96

Santa Ana Unified School District
CFD No. 2004-1
Special Tax Levy For Fiscal Year 2018/2019

Book	Page	Parcel	Special Tax
445	91	50	\$698.40
445	91	50	\$698.40
445	91	50	\$698.40
445	91	50	\$698.40
445	91	50	\$698.40
445	91	50	\$698.40
445	91	50	\$698.40
445	91	50	\$698.40
445	91	50	\$698.40
445	91	50	\$698.40
445	91	50	\$698.40
445	91	50	\$698.40
445	91	50	\$698.40
445	91	50	\$698.40
445	91	50	\$698.40
445	91	50	\$698.40
445	91	50	\$698.40
445	91	50	\$698.40
445	91	50	\$698.40
445	91	50	\$698.40
445	91	50	\$698.40
445	91	50	\$698.40
445	91	50	\$698.40
445	91	50	\$698.40
445	91	50	\$698.40
445	91	50	\$698.40
445	91	50	\$698.40
445	91	50	\$698.40
445	91	50	\$698.40
445	91	50	\$698.40
445	91	50	\$698.40
445	91	50	\$698.40
445	91	50	\$698.40
445	91	50	\$698.40
445	91	50	\$876.40
445	91	50	\$698.40
445	91	50	\$698.40
445	91	50	\$698.40

Santa Ana Unified School District
CFD No. 2004-1
Special Tax Levy For Fiscal Year 2018/2019

Book	Page	Parcel	Special Tax
445	251	6	\$698.40
445	251	6	\$698.40
445	251	6	\$698.40
445	251	6	\$698.40
445	251	6	\$698.40
445	251	6	\$698.40
445	251	6	\$876.40
445	251	6	\$698.40
445	251	6	\$698.40
445	251	6	\$698.40
445	251	6	\$698.40
445	251	6	\$698.40
445	251	6	\$698.40
445	251	6	\$698.40
445	251	6	\$698.40
445	251	6	\$698.40
445	251	6	\$876.40
445	251	6	\$698.40
445	251	6	\$698.40
445	251	6	\$698.40
445	251	6	\$698.40
445	251	6	\$698.40
445	251	6	\$698.40
445	251	6	\$698.40
445	251	6	\$698.40
445	251	6	\$698.40
445	251	6	\$698.40
445	251	6	\$698.40
445	251	6	\$698.40
445	251	6	\$698.40
445	251	6	\$698.40
445	251	6	\$698.40
445	251	6	\$698.40
445	251	6	\$698.40
445	251	6	\$698.40
445	251	6	\$698.40
445	251	6	\$698.40
445	251	6	\$698.40
445	251	6	\$876.40
445	251	6	\$698.40
445	251	6	\$698.40

Santa Ana Unified School District
CFD No. 2004-1
Special Tax Levy For Fiscal Year 2018/2019

Book	Page	Parcel	Special Tax
445	251	6	\$698.40
445	251	16	\$876.40
445	251	16	\$1,245.86
445	251	16	\$1,245.86
445	251	16	\$1,245.86
445	251	16	\$876.40
445	251	16	\$1,018.76
445	251	16	\$1,018.76
445	251	16	\$876.40
445	251	16	\$1,245.86
445	251	16	\$1,245.86
445	251	16	\$1,245.86
445	251	16	\$876.40
445	251	19	\$1,472.96
445	251	19	\$1,472.96
445	251	20	\$1,472.96
445	251	20	\$1,472.96
445	251	21	\$1,472.96
445	251	21	\$1,472.96
445	251	22	\$1,472.96
445	251	22	\$1,472.96
445	251	15	\$876.40
445	251	15	\$1,245.86
445	251	15	\$1,245.86
445	251	15	\$1,245.86
445	251	15	\$876.40
445	251	15	\$1,018.76
445	251	15	\$1,018.76
445	251	15	\$876.40
445	251	15	\$1,245.86
445	251	15	\$1,245.86
445	251	15	\$1,245.86
445	251	15	\$876.40
445	251	14	\$876.40
445	251	14	\$1,245.86
445	251	14	\$1,245.86
445	251	14	\$1,245.86
445	251	14	\$876.40
445	251	14	\$1,018.76
445	251	14	\$1,018.76

Santa Ana Unified School District
CFD No. 2004-1
Special Tax Levy For Fiscal Year 2018/2019

Book	Page	Parcel	Special Tax
445	251	14	\$876.40
445	251	14	\$1,245.86
445	251	14	\$1,245.86
445	251	14	\$1,245.86
445	251	14	\$876.40
445	251	11	\$698.40
445	251	11	\$876.40
445	251	11	\$876.40
445	251	11	\$1,018.76
445	251	11	\$1,018.76
445	251	11	\$876.40
445	251	11	\$876.40
445	251	11	\$698.40
445	251	10	\$698.40
445	251	10	\$876.40
445	251	10	\$876.40
445	251	10	\$1,018.76
445	251	10	\$1,018.76
445	251	10	\$876.40
445	251	10	\$1,245.86
445	251	10	\$1,245.86
445	251	10	\$1,245.86
445	251	10	\$876.40
445	251	9	\$876.40
445	251	9	\$1,245.86
445	251	9	\$1,245.86
445	251	9	\$1,245.86
445	251	9	\$876.40
445	251	9	\$1,018.76
445	251	9	\$1,018.76
445	251	9	\$876.40
445	251	9	\$1,018.76
445	251	9	\$1,245.86
445	251	9	\$1,018.76
445	251	9	\$876.40
445	251	9	\$876.40
445	251	9	\$1,018.76
445	251	8	\$1,018.76
445	251	8	\$876.40
445	251	8	\$876.40

Santa Ana Unified School District
CFD No. 2004-1
Special Tax Levy For Fiscal Year 2018/2019

Book	Page	Parcel	Special Tax
445	251	8	\$1,018.76
445	251	8	\$1,245.86
445	251	8	\$1,018.76
445	251	8	\$876.40
445	251	8	\$1,018.76
445	251	8	\$1,018.76
445	251	8	\$876.40
445	251	8	\$1,018.76
445	251	8	\$1,245.86
445	251	8	\$1,018.76
445	251	8	\$876.40
445	251	8	\$876.40
445	251	8	\$1,018.76
445	251	7	\$876.40
445	251	7	\$698.40
445	251	7	\$1,018.76
445	251	7	\$1,245.86
445	251	7	\$1,018.76
445	251	7	\$876.40
445	251	7	\$876.40
445	251	7	\$1,018.76
445	251	33	\$876.40
445	251	33	\$698.40
445	251	33	\$1,018.76
445	251	33	\$1,245.86
445	251	33	\$1,018.76
445	251	33	\$876.40
445	251	33	\$876.40
445	251	33	\$1,018.76
445	251	32	\$1,472.96
445	251	32	\$1,472.96
445	251	31	\$1,472.96
445	251	31	\$1,472.96
445	251	30	\$1,472.96
445	251	30	\$1,472.96
445	251	29	\$1,472.96
445	251	29	\$1,472.96
445	251	27	\$1,472.96
445	251	27	\$1,472.96
445	251	24	\$1,472.96

Santa Ana Unified School District
CFD No. 2004-1
Special Tax Levy For Fiscal Year 2018/2019

Book	Page	Parcel	Special Tax
445	251	24	\$1,472.96

Major Conclusions	
Total Number of Parcels	1,674
Number of Parcels Taxed	925
Total Special Tax Levy for Fiscal Year 2018/2019	\$919,474.14

Santa Ana Unified School District
CFD No. 2004-1
Special Tax Levy For Fiscal Year 2018/2019

Book	Page	Parcel	Special Tax
930	248	79	\$1,245.86
930	248	80	\$1,245.86
930	248	81	\$876.40
930	248	82	\$1,245.86
930	248	83	\$1,245.86
930	248	84	\$876.40
930	248	85	\$876.40
930	248	86	\$1,245.86
930	248	87	\$1,245.86
930	248	88	\$1,245.86
930	248	89	\$1,245.86
930	248	90	\$876.40
930	248	91	\$876.40
930	248	92	\$1,245.86
930	248	93	\$1,245.86
930	248	94	\$876.40
930	248	95	\$1,245.86
930	248	96	\$1,245.86
930	248	97	\$1,245.86
930	248	98	\$1,245.86
930	248	99	\$876.40
930	249	0	\$1,245.86
930	249	1	\$1,245.86
930	249	2	\$876.40
930	249	3	\$876.40
930	249	4	\$1,245.86
930	249	5	\$1,245.86
930	248	61	\$1,245.86
930	248	62	\$1,245.86
930	248	63	\$876.40
930	248	64	\$876.40
930	248	65	\$1,245.86
930	248	66	\$1,245.86
930	248	67	\$876.40
930	248	68	\$1,245.86
930	248	69	\$1,245.86
930	248	70	\$1,245.86
930	248	71	\$1,245.86
930	248	72	\$876.40

Santa Ana Unified School District
CFD No. 2004-1
Special Tax Levy For Fiscal Year 2018/2019

Book	Page	Parcel	Special Tax
930	248	73	\$1,245.86
930	248	74	\$1,245.86
930	248	75	\$876.40
930	248	76	\$876.40
930	248	77	\$1,245.86
930	248	78	\$1,245.86
930	242	20	\$1,018.76
930	242	21	\$1,245.86
930	242	22	\$698.40
930	242	23	\$698.40
930	242	24	\$1,245.86
930	242	25	\$1,018.76
930	242	26	\$698.40
930	242	27	\$1,245.86
930	242	28	\$1,018.76
930	242	43	\$1,018.76
930	242	44	\$1,245.86
930	242	45	\$698.40
930	242	46	\$1,018.76
930	242	47	\$1,245.86
930	242	48	\$698.40
930	242	49	\$698.40
930	242	50	\$1,245.86
930	242	51	\$1,018.76
930	243	28	\$1,018.76
930	243	29	\$1,245.86
930	243	30	\$698.40
930	243	31	\$698.40
930	243	32	\$1,245.86
930	243	33	\$1,018.76
930	243	34	\$698.40
930	243	35	\$1,245.86
930	243	36	\$1,018.76
930	243	1	\$1,018.76
930	243	2	\$1,245.86
930	243	3	\$698.40
930	243	4	\$1,018.76
930	243	5	\$1,245.86
930	243	6	\$698.40

Santa Ana Unified School District
CFD No. 2004-1
Special Tax Levy For Fiscal Year 2018/2019

Book	Page	Parcel	Special Tax
930	243	7	\$698.40
930	243	8	\$1,245.86
930	243	9	\$1,018.76
930	243	53	\$1,245.86
930	243	54	\$1,245.86
930	243	55	\$876.40
930	243	56	\$876.40
930	243	57	\$1,245.86
930	243	58	\$1,245.86
930	243	59	\$876.40
930	243	60	\$1,245.86
930	243	61	\$1,245.86
930	243	62	\$1,245.86
930	243	63	\$1,245.86
930	243	64	\$876.40
930	243	65	\$1,245.86
930	243	66	\$1,245.86
930	243	67	\$876.40
930	243	68	\$876.40
930	243	69	\$1,245.86
930	243	70	\$1,245.86
930	243	71	\$1,245.86
930	243	72	\$1,245.86
930	243	73	\$876.40
930	243	74	\$876.40
930	243	75	\$1,245.86
930	243	76	\$1,245.86
930	243	77	\$876.40
930	243	78	\$1,245.86
930	243	79	\$1,245.86
930	243	80	\$1,245.86
930	243	81	\$1,245.86
930	243	82	\$876.40
930	243	83	\$1,245.86
930	243	84	\$1,245.86
930	243	85	\$876.40
930	243	86	\$876.40
930	243	87	\$1,245.86
930	243	88	\$1,245.86

Santa Ana Unified School District
CFD No. 2004-1
Special Tax Levy For Fiscal Year 2018/2019

Book	Page	Parcel	Special Tax
930	242	29	\$1,018.76
930	242	30	\$1,018.76
930	242	31	\$1,018.76
930	242	32	\$1,018.76
930	242	33	\$1,018.76
930	242	76	\$1,245.86
930	242	77	\$1,245.86
930	242	78	\$1,245.86
930	242	79	\$1,245.86
930	242	80	\$1,245.86
930	242	81	\$1,245.86
930	242	82	\$1,018.76
930	242	83	\$1,018.76
930	242	84	\$1,018.76
930	242	85	\$1,018.76
930	242	86	\$1,018.76
930	242	87	\$1,018.76
930	242	88	\$1,018.76
930	242	89	\$1,018.76
930	242	90	\$1,018.76
930	242	91	\$1,018.76
930	242	92	\$1,245.86
930	242	69	\$1,245.86
930	242	70	\$1,018.76
930	242	71	\$1,018.76
930	242	72	\$1,018.76
930	242	73	\$1,018.76
930	242	74	\$1,018.76
930	242	75	\$1,018.76
930	242	58	\$1,018.76
930	242	59	\$1,018.76
930	242	60	\$876.40
930	242	61	\$876.40
930	242	34	\$1,018.76
930	242	35	\$1,018.76
930	242	36	\$876.40
930	242	37	\$1,018.76
930	242	62	\$1,018.76
930	242	63	\$1,018.76

Santa Ana Unified School District
CFD No. 2004-1
Special Tax Levy For Fiscal Year 2018/2019

Book	Page	Parcel	Special Tax
445	231	17	\$0.00
445	231	17	\$0.00
445	231	17	\$0.00
445	231	17	\$0.00
445	231	16	\$0.00
445	231	16	\$0.00
445	231	16	\$0.00
445	231	16	\$0.00
445	231	16	\$0.00
445	231	16	\$0.00
445	231	16	\$0.00
445	231	16	\$0.00
445	231	16	\$0.00
445	231	16	\$0.00
445	231	16	\$0.00
445	231	16	\$0.00
445	231	16	\$0.00
445	231	15	\$0.00
445	231	15	\$0.00
445	231	15	\$0.00
445	231	15	\$0.00
445	231	15	\$0.00
445	231	15	\$0.00
445	231	15	\$0.00
445	231	15	\$0.00
445	231	15	\$0.00
445	231	15	\$0.00
445	231	14	\$0.00
445	231	14	\$0.00
445	231	14	\$0.00
445	231	13	\$0.00
445	231	13	\$0.00
445	231	13	\$0.00
445	231	13	\$0.00
445	231	13	\$0.00
445	231	13	\$0.00
445	231	12	\$0.00
445	231	12	\$0.00
445	231	12	\$0.00
445	231	12	\$0.00
445	231	12	\$0.00
445	231	12	\$0.00
445	231	12	\$0.00
445	231	12	\$0.00

Santa Ana Unified School District
CFD No. 2004-1
Special Tax Levy For Fiscal Year 2018/2019

Book	Page	Parcel	Special Tax
445	231	12	\$0.00
445	231	12	\$0.00
445	231	11	\$0.00
445	231	11	\$0.00
445	231	11	\$0.00
445	231	11	\$0.00
445	231	11	\$0.00
445	231	11	\$0.00
930	242	10	\$1,472.96
930	242	11	\$1,018.76
930	242	12	\$1,472.96
930	242	13	\$1,472.96
930	242	14	\$1,472.96
930	242	15	\$1,472.96
930	242	16	\$1,472.96
930	242	17	\$1,472.96
930	242	18	\$1,472.96
930	242	19	\$1,018.76
930	242	52	\$1,018.76
930	242	53	\$1,472.96
930	242	54	\$1,472.96
930	242	55	\$1,472.96
930	242	56	\$1,472.96
930	242	57	\$1,018.76
930	243	19	\$1,018.76
930	243	20	\$1,472.96
930	243	21	\$1,472.96
930	243	22	\$1,472.96
930	243	23	\$1,472.96
930	243	24	\$1,472.96
930	243	25	\$1,472.96
930	243	26	\$1,018.76
930	243	27	\$1,018.76
930	243	10	\$1,018.76
930	243	11	\$1,472.96
930	243	12	\$1,472.96
930	243	13	\$1,472.96
930	243	14	\$1,472.96
930	243	15	\$1,472.96

Santa Ana Unified School District
CFD No. 2004-1
Special Tax Levy For Fiscal Year 2018/2019

Book	Page	Parcel	Special Tax
930	243	16	\$1,472.96
930	243	17	\$1,472.96
930	243	18	\$1,018.76
930	247	34	\$1,245.86
930	247	35	\$1,472.96
930	247	36	\$1,472.96
930	247	37	\$1,472.96
930	247	38	\$1,472.96
930	247	39	\$1,245.86
930	247	40	\$1,245.86
930	247	41	\$1,472.96
930	247	42	\$1,472.96
930	247	43	\$1,472.96
930	247	44	\$1,472.96
930	247	45	\$1,472.96
930	247	46	\$1,472.96
930	247	47	\$1,245.86
930	247	48	\$1,472.96
930	247	25	\$1,472.96
930	247	26	\$1,245.86
930	247	27	\$1,472.96
930	247	28	\$1,472.96
930	247	29	\$1,472.96
930	247	30	\$1,472.96
930	247	31	\$1,472.96
930	247	32	\$1,472.96
930	247	33	\$1,245.86
930	247	19	\$1,245.86
930	247	20	\$1,472.96
930	247	21	\$1,472.96
930	247	22	\$1,472.96
930	247	23	\$1,472.96
930	247	24	\$1,245.86
930	247	1	\$1,245.86
930	247	2	\$1,472.96
930	247	3	\$1,472.96
930	247	4	\$1,472.96
930	247	5	\$1,472.96
930	247	6	\$1,472.96
930	247	7	\$1,472.96

Santa Ana Unified School District
CFD No. 2004-1
Special Tax Levy For Fiscal Year 2018/2019

Book	Page	Parcel	Special Tax
930	247	8	\$1,472.96
930	247	9	\$1,245.86
930	247	10	\$1,245.86
930	247	11	\$1,472.96
930	247	12	\$1,472.96
930	247	13	\$1,472.96
930	247	14	\$1,472.96
930	247	15	\$1,472.96
930	247	16	\$1,472.96
930	247	17	\$1,472.96
930	247	18	\$1,245.86
930	243	37	\$1,245.86
930	243	38	\$1,472.96
930	243	39	\$1,472.96
930	243	40	\$1,472.96
930	243	41	\$1,472.96
930	243	42	\$1,245.86
930	243	43	\$1,245.86
930	243	44	\$1,472.96
930	243	45	\$1,472.96
930	243	46	\$1,472.96
930	243	47	\$1,472.96
930	243	48	\$1,472.96
930	243	49	\$1,472.96
930	243	50	\$1,472.96
930	243	51	\$1,245.86
930	243	52	\$1,472.96
445	231	24	\$0.00
445	231	25	\$0.00
445	231	26	\$0.00
445	231	27	\$0.00
445	231	28	\$0.00
445	231	29	\$0.00
445	231	30	\$0.00
445	231	31	\$0.00
445	231	32	\$0.00
445	231	33	\$0.00
445	231	34	\$0.00
445	231	19	\$0.00
445	231	20	\$0.00

Santa Ana Unified School District
CFD No. 2004-1
Special Tax Levy For Fiscal Year 2018/2019

Book	Page	Parcel	Special Tax
445	231	22	\$0.00
445	231	23	\$0.00
445	241	17	\$0.00
445	241	18	\$0.00
445	241	19	\$0.00
445	241	20	\$0.00
445	241	21	\$0.00
445	241	22	\$0.00
445	241	23	\$0.00
445	241	25	\$0.00
445	241	26	\$0.00
445	241	27	\$0.00
445	241	28	\$0.00
445	241	29	\$0.00
445	241	24	\$0.00
445	91	53	\$0.00
445	91	53	\$0.00
445	91	53	\$0.00
934	5	400	\$0.00
934	5	401	\$0.00
934	5	402	\$0.00
934	5	403	\$0.00
934	5	404	\$0.00
934	5	405	\$0.00
934	5	406	\$0.00
934	5	407	\$0.00
934	5	408	\$0.00
934	5	409	\$0.00
934	5	410	\$0.00
934	5	411	\$0.00
934	5	412	\$0.00
934	5	413	\$0.00
934	5	414	\$0.00
934	5	415	\$0.00
934	5	416	\$0.00
934	5	417	\$0.00
934	5	418	\$0.00
934	5	419	\$0.00
934	5	420	\$0.00
934	5	421	\$0.00

Santa Ana Unified School District
CFD No. 2004-1
Special Tax Levy For Fiscal Year 2018/2019

Book	Page	Parcel	Special Tax
934	5	422	\$0.00
934	5	423	\$0.00
934	5	424	\$0.00
934	5	425	\$0.00
934	5	426	\$0.00
934	5	427	\$0.00
934	5	428	\$0.00
934	5	429	\$0.00
934	5	430	\$0.00
934	5	431	\$0.00
934	5	432	\$0.00
934	5	433	\$0.00
934	5	434	\$0.00
934	5	435	\$0.00
934	5	436	\$0.00
934	5	437	\$0.00
934	5	438	\$0.00
934	5	439	\$0.00
934	5	440	\$0.00
934	5	441	\$0.00
934	5	442	\$0.00
934	5	443	\$0.00
934	5	444	\$0.00
934	5	445	\$0.00
934	5	446	\$0.00
934	5	447	\$0.00
934	5	448	\$0.00
934	5	449	\$0.00
934	5	450	\$0.00
934	5	451	\$0.00
934	5	452	\$0.00
934	5	453	\$0.00
934	5	454	\$0.00
934	5	455	\$0.00
934	5	456	\$0.00
934	5	457	\$0.00
934	5	458	\$0.00
934	5	459	\$0.00
934	5	460	\$0.00
934	5	461	\$0.00

Santa Ana Unified School District
CFD No. 2004-1
Special Tax Levy For Fiscal Year 2018/2019

Book	Page	Parcel	Special Tax
934	5	462	\$0.00
934	5	463	\$0.00
934	5	464	\$0.00
934	5	465	\$0.00
934	5	466	\$0.00
934	5	467	\$0.00
934	5	468	\$0.00
934	5	469	\$0.00
934	5	470	\$0.00
934	5	471	\$0.00
934	5	472	\$0.00
934	5	473	\$0.00
934	5	474	\$0.00
934	5	475	\$0.00
934	5	476	\$0.00
934	5	477	\$0.00
934	5	478	\$0.00
934	5	479	\$0.00
934	5	480	\$0.00
934	5	481	\$0.00
934	5	482	\$0.00
934	5	483	\$0.00
934	5	484	\$0.00
934	5	485	\$0.00
934	5	486	\$0.00
934	5	487	\$0.00
934	5	488	\$0.00
934	5	489	\$0.00
934	5	490	\$0.00
934	5	491	\$0.00
934	5	492	\$0.00
934	5	493	\$0.00
934	5	494	\$0.00
445	91	53	\$0.00
445	91	53	\$0.00
934	5	495	\$0.00
934	5	496	\$0.00
934	5	497	\$0.00
934	5	498	\$0.00
934	5	499	\$0.00

Santa Ana Unified School District
CFD No. 2004-1
Special Tax Levy For Fiscal Year 2018/2019

Book	Page	Parcel	Special Tax
934	5	500	\$0.00
934	5	501	\$0.00
934	5	502	\$0.00
934	5	503	\$0.00
934	5	504	\$0.00
934	5	505	\$0.00
934	5	506	\$0.00
934	5	507	\$0.00
934	5	508	\$0.00
934	5	509	\$0.00
934	5	510	\$0.00
934	5	511	\$0.00
934	5	512	\$0.00
934	5	513	\$0.00
934	5	514	\$0.00
934	5	515	\$0.00
934	5	516	\$0.00
934	5	517	\$0.00
934	5	518	\$0.00
934	5	519	\$0.00
934	5	520	\$0.00
934	5	521	\$0.00
934	5	522	\$0.00
934	5	523	\$0.00
934	5	524	\$0.00
934	5	525	\$0.00
934	5	526	\$0.00
934	5	527	\$0.00
934	5	528	\$0.00
934	5	529	\$0.00
934	5	530	\$0.00
934	5	531	\$0.00
934	5	532	\$0.00
934	5	533	\$0.00
934	5	534	\$0.00
934	5	535	\$0.00
934	5	536	\$0.00
934	5	537	\$0.00
934	5	538	\$0.00
934	5	539	\$0.00

Santa Ana Unified School District
CFD No. 2004-1
Special Tax Levy For Fiscal Year 2018/2019

Book	Page	Parcel	Special Tax
934	5	540	\$0.00
934	5	541	\$0.00
934	5	542	\$0.00
934	5	543	\$0.00
934	5	544	\$0.00
934	5	545	\$0.00
934	5	546	\$0.00
934	5	547	\$0.00
934	5	548	\$0.00
934	5	549	\$0.00
934	5	550	\$0.00
934	5	551	\$0.00
934	5	552	\$0.00
934	5	553	\$0.00
934	5	554	\$0.00
934	5	555	\$0.00
934	5	556	\$0.00
934	5	557	\$0.00
934	5	558	\$0.00
934	5	559	\$0.00
934	5	560	\$0.00
934	5	561	\$0.00
934	5	562	\$0.00
934	5	563	\$0.00
934	5	564	\$0.00
934	5	565	\$0.00
934	5	566	\$0.00
934	5	567	\$0.00
934	5	568	\$0.00
934	5	569	\$0.00
934	5	570	\$0.00
934	5	571	\$0.00
934	5	572	\$0.00
934	5	573	\$0.00
934	5	574	\$0.00
934	5	575	\$0.00
934	5	576	\$0.00
934	5	577	\$0.00
934	5	578	\$0.00
934	5	579	\$0.00

Santa Ana Unified School District
CFD No. 2004-1
Special Tax Levy For Fiscal Year 2018/2019

Book	Page	Parcel	Special Tax
934	5	580	\$0.00
934	5	581	\$0.00
934	5	582	\$0.00
934	5	583	\$0.00
934	5	584	\$0.00
934	5	585	\$0.00
934	5	586	\$0.00
934	5	587	\$0.00
934	5	588	\$0.00
934	5	589	\$0.00
934	5	590	\$0.00
934	5	591	\$0.00
934	5	592	\$0.00
934	5	593	\$0.00
934	5	594	\$0.00
934	5	595	\$0.00
934	5	596	\$0.00
934	5	597	\$0.00
934	5	598	\$0.00
934	5	599	\$0.00
934	5	600	\$0.00
934	5	601	\$0.00
934	5	602	\$0.00
934	5	603	\$0.00
934	5	604	\$0.00
934	5	605	\$0.00
934	5	606	\$0.00
934	5	607	\$0.00
934	5	608	\$0.00
934	5	609	\$0.00
934	5	610	\$0.00
934	5	611	\$0.00
934	5	612	\$0.00
934	5	613	\$0.00
934	5	614	\$0.00
934	5	615	\$0.00
934	5	616	\$0.00
934	5	617	\$0.00
934	5	618	\$0.00
934	5	619	\$0.00

Santa Ana Unified School District
CFD No. 2004-1
Special Tax Levy For Fiscal Year 2018/2019

Book	Page	Parcel	Special Tax
934	5	620	\$0.00
934	5	621	\$0.00
934	5	622	\$0.00
934	5	623	\$0.00
934	5	624	\$0.00
934	5	625	\$0.00
934	5	626	\$0.00
934	5	627	\$0.00
934	5	628	\$0.00
934	5	629	\$0.00
934	5	630	\$0.00
934	5	631	\$0.00
934	5	632	\$0.00
934	5	633	\$0.00
934	5	634	\$0.00
934	5	635	\$0.00
934	5	636	\$0.00
934	5	637	\$0.00
934	5	638	\$0.00
934	5	639	\$0.00
930	246	1	\$1,245.86
930	246	2	\$1,018.76
930	246	3	\$1,245.86
930	246	4	\$876.40
930	246	5	\$1,018.76
930	246	6	\$1,245.86
930	246	7	\$876.40
930	246	8	\$1,018.76
930	246	9	\$1,018.76
930	246	10	\$1,018.76
930	246	11	\$876.40
930	246	12	\$876.40
930	246	13	\$1,018.76
930	246	14	\$1,018.76
930	246	15	\$1,018.76
930	246	16	\$876.40
930	246	17	\$1,245.86
930	246	18	\$876.40
930	246	19	\$1,245.86
930	246	20	\$1,018.76

Santa Ana Unified School District
CFD No. 2004-1
Special Tax Levy For Fiscal Year 2018/2019

Book	Page	Parcel	Special Tax
930	246	21	\$1,245.86
930	246	22	\$1,245.86
930	246	23	\$1,018.76
930	246	24	\$1,245.86
930	246	25	\$876.40
930	246	26	\$1,018.76
930	246	27	\$1,245.86
930	246	28	\$876.40
930	246	29	\$1,018.76
930	246	30	\$1,018.76
930	246	31	\$1,018.76
930	246	32	\$1,018.76
930	246	33	\$1,018.76
930	246	34	\$1,018.76
930	246	35	\$1,018.76
930	246	36	\$1,018.76
930	246	37	\$876.40
930	246	38	\$1,245.86
930	246	39	\$1,018.76
930	246	40	\$876.40
930	246	41	\$1,472.96
930	246	42	\$1,018.76
930	246	43	\$1,245.86
930	246	44	\$1,245.86
930	246	45	\$1,018.76
930	246	46	\$1,245.86
930	246	47	\$876.40
930	246	48	\$1,018.76
930	246	49	\$1,245.86
930	246	50	\$876.40
930	246	51	\$1,018.76
930	246	52	\$1,018.76
930	246	53	\$1,018.76
930	246	54	\$1,018.76
930	246	55	\$1,018.76
930	246	56	\$1,018.76
930	246	57	\$1,018.76
930	246	58	\$1,018.76
930	246	59	\$876.40
930	246	60	\$1,245.86

Santa Ana Unified School District
CFD No. 2004-1
Special Tax Levy For Fiscal Year 2018/2019

Book	Page	Parcel	Special Tax
930	246	61	\$1,018.76
930	246	62	\$876.40
930	246	63	\$1,472.96
930	246	64	\$1,018.76
930	246	65	\$1,245.86
930	246	66	\$1,245.86
930	246	67	\$1,018.76
930	246	68	\$1,245.86
930	246	69	\$876.40
930	246	70	\$1,018.76
930	246	71	\$1,245.86
930	246	72	\$876.40
930	246	73	\$1,018.76
930	246	74	\$1,018.76
930	246	75	\$1,018.76
930	246	76	\$1,018.76
930	246	77	\$1,018.76
930	246	78	\$1,018.76
930	246	79	\$1,018.76
930	246	80	\$1,018.76
930	246	81	\$876.40
930	246	82	\$1,245.86
930	246	83	\$1,018.76
930	246	84	\$876.40
930	246	85	\$1,245.86
930	246	86	\$1,018.76
930	246	87	\$1,245.86
930	241	4	\$1,472.96
930	241	5	\$1,472.96
930	241	6	\$1,472.96
930	241	7	\$1,245.86
930	241	8	\$1,472.96
930	241	9	\$1,472.96
930	241	10	\$1,472.96
930	241	11	\$1,472.96
930	241	12	\$1,245.86
930	241	13	\$1,245.86
930	241	14	\$1,472.96
930	241	15	\$1,472.96
930	241	16	\$1,018.76

Santa Ana Unified School District
CFD No. 2004-1
Special Tax Levy For Fiscal Year 2018/2019

Book	Page	Parcel	Special Tax
930	241	17	\$1,018.76
930	241	18	\$1,245.86
930	241	19	\$1,472.96
930	241	20	\$1,472.96
930	241	21	\$1,472.96
930	241	22	\$1,472.96
930	241	23	\$1,472.96
930	241	24	\$1,472.96
930	241	25	\$1,245.86
930	241	26	\$1,245.86
930	241	27	\$1,245.86
930	241	28	\$1,472.96
930	241	29	\$1,472.96
930	241	30	\$1,245.86
930	241	31	\$1,245.86
930	241	32	\$1,472.96
930	241	33	\$1,472.96
930	241	34	\$1,472.96
930	241	35	\$1,472.96
930	241	36	\$1,245.86
930	241	37	\$1,472.96
930	241	38	\$1,472.96
930	241	39	\$1,472.96
930	241	40	\$1,472.96
930	241	41	\$1,472.96
930	241	42	\$1,472.96
930	241	43	\$1,245.86
930	241	44	\$1,245.86
930	241	45	\$1,245.86
930	241	46	\$1,472.96
930	241	47	\$1,472.96
930	241	48	\$1,245.86
930	241	49	\$1,245.86
930	241	50	\$1,472.96
930	241	51	\$1,472.96
930	241	52	\$1,472.96
930	241	53	\$1,472.96
930	241	54	\$1,245.86
930	241	55	\$1,472.96
930	241	56	\$1,472.96

Santa Ana Unified School District
CFD No. 2004-1
Special Tax Levy For Fiscal Year 2018/2019

Book	Page	Parcel	Special Tax
445	251	6	\$698.40
445	251	16	\$876.40
445	251	16	\$1,245.86
445	251	16	\$1,245.86
445	251	16	\$1,245.86
445	251	16	\$876.40
445	251	16	\$1,018.76
445	251	16	\$1,018.76
445	251	16	\$876.40
445	251	16	\$1,245.86
445	251	16	\$1,245.86
445	251	16	\$1,245.86
445	251	16	\$876.40
445	251	19	\$1,472.96
445	251	19	\$1,472.96
445	251	20	\$1,472.96
445	251	20	\$1,472.96
445	251	21	\$1,472.96
445	251	21	\$1,472.96
445	251	22	\$1,472.96
445	251	22	\$1,472.96
445	251	15	\$876.40
445	251	15	\$1,245.86
445	251	15	\$1,245.86
445	251	15	\$1,245.86
445	251	15	\$876.40
445	251	15	\$1,018.76
445	251	15	\$1,018.76
445	251	15	\$876.40
445	251	15	\$1,245.86
445	251	15	\$1,245.86
445	251	15	\$1,245.86
445	251	15	\$876.40
445	251	14	\$876.40
445	251	14	\$1,245.86
445	251	14	\$1,245.86
445	251	14	\$1,245.86
445	251	14	\$876.40
445	251	14	\$1,018.76
445	251	14	\$1,018.76

Santa Ana Unified School District
CFD No. 2004-1
Special Tax Levy For Fiscal Year 2018/2019

Book	Page	Parcel	Special Tax
445	251	14	\$876.40
445	251	14	\$1,245.86
445	251	14	\$1,245.86
445	251	14	\$1,245.86
445	251	14	\$876.40
445	251	11	\$698.40
445	251	11	\$876.40
445	251	11	\$876.40
445	251	11	\$1,018.76
445	251	11	\$1,018.76
445	251	11	\$876.40
445	251	11	\$876.40
445	251	11	\$698.40
445	251	10	\$698.40
445	251	10	\$876.40
445	251	10	\$876.40
445	251	10	\$1,018.76
445	251	10	\$1,018.76
445	251	10	\$876.40
445	251	10	\$1,245.86
445	251	10	\$1,245.86
445	251	10	\$1,245.86
445	251	10	\$876.40
445	251	9	\$876.40
445	251	9	\$1,245.86
445	251	9	\$1,245.86
445	251	9	\$1,245.86
445	251	9	\$876.40
445	251	9	\$1,018.76
445	251	9	\$1,018.76
445	251	9	\$876.40
445	251	9	\$1,018.76
445	251	9	\$1,245.86
445	251	9	\$1,018.76
445	251	9	\$876.40
445	251	9	\$876.40
445	251	9	\$1,018.76
445	251	8	\$1,018.76
445	251	8	\$876.40
445	251	8	\$876.40

Santa Ana Unified School District
CFD No. 2004-1
Special Tax Levy For Fiscal Year 2018/2019

Book	Page	Parcel	Special Tax
445	251	8	\$1,018.76
445	251	8	\$1,245.86
445	251	8	\$1,018.76
445	251	8	\$876.40
445	251	8	\$1,018.76
445	251	8	\$1,018.76
445	251	8	\$876.40
445	251	8	\$1,018.76
445	251	8	\$1,245.86
445	251	8	\$1,018.76
445	251	8	\$876.40
445	251	8	\$876.40
445	251	8	\$1,018.76
445	251	7	\$876.40
445	251	7	\$698.40
445	251	7	\$1,018.76
445	251	7	\$1,245.86
445	251	7	\$1,018.76
445	251	7	\$876.40
445	251	7	\$876.40
445	251	7	\$1,018.76
445	251	33	\$876.40
445	251	33	\$698.40
445	251	33	\$1,018.76
445	251	33	\$1,245.86
445	251	33	\$1,018.76
445	251	33	\$876.40
445	251	33	\$876.40
445	251	33	\$1,018.76
445	251	32	\$1,472.96
445	251	32	\$1,472.96
445	251	31	\$1,472.96
445	251	31	\$1,472.96
445	251	30	\$1,472.96
445	251	30	\$1,472.96
445	251	29	\$1,472.96
445	251	29	\$1,472.96
445	251	27	\$1,472.96
445	251	27	\$1,472.96
445	251	24	\$1,472.96

Santa Ana Unified School District
CFD No. 2004-1
Special Tax Levy For Fiscal Year 2018/2019

Book	Page	Parcel	Special Tax
445	251	24	\$1,472.96

Major Conclusions	
Total Number of Parcels	1,674
Number of Parcels Taxed	925
Total Special Tax Levy for Fiscal Year 2018/2019	\$919,474.14

AGENDA ITEM BACKUP SHEET
June 26, 2018

Board Meeting

TITLE: Adoption of Resolution No. 17/18-3245 - Authorization of California State Preschool Contract CSPP-8358 for 2018-19 Program Year

ITEM: Action

SUBMITTED BY: Daniel Allen, Ed.D., Assistant Superintendent, Teaching and Learning

PREPARED BY: Keely Orlando, Director, Early Childhood Education

BACKGROUND INFORMATION:

The purpose of this agenda item is to seek Board approval for the Adoption of Resolution No. 17/18-3245 – Authorization of California State Preschool Contract CSPP-8358 for 2018-19 Program Year.

ITEM SUMMARY:
<ul style="list-style-type: none"> • \$7,552,176 Early Education and Support Division award • 22 sites: 40 classrooms

RATIONALE:

CSPP-8358 California State Preschool Program Services contract provides \$7,552,176 in funding for the 2018-2019 school year for 1,560 children in 40 Early Childhood Education classrooms at the following sites:

Carver, Davis, Diamond, Esqueda, Franklin, Fremont, Garfield, Heninger, Heroes, Jefferson, King, Lincoln, Lowell, Madison, Martin, Monroe, Pio Pico, Taft, Walker, Warwick Square Pre-K, Washington, and Wilson.

LCAP Goal #1: Students need the knowledge, skills, and values to become productive citizens in the 21st century.

FUNDING:

Revenue California Department of Education/Early Education and Support Division: \$7,552,176

RECOMMENDATION:

Adopt Resolution No. 17/18-3245 - Authorization of California State Preschool Contract CSPP-8358 for 2018-19 Program Year.



LOCAL AGREEMENT FOR CHILD DEVELOPMENT SERVICES

DATE: July 01, 2018
 CONTRACT NUMBER: CSPP-8358
 PROGRAM TYPE: CALIFORNIA STATE PRESCHOOL PROGRAM
 PROJECT NUMBER: 30-6667-00-8

CONTRACTOR'S NAME: SANTA ANA UNIFIED SCHOOL DISTRICT

This Agreement is entered into between the State Agency and the Contractor named above. The Contractor agrees to comply with the CONTINUED FUNDING APPLICATION FY 18-19, the GENERAL TERMS AND CONDITIONS* (GTC 04/2017), the STATE PRESCHOOL PROGRAM REQUIREMENTS*, and the FUNDING TERMS AND CONDITIONS* (FT&C), which are by this reference made a part of the Agreement. Where the GTC 04/2017 conflicts with either the Program Requirements or the FT&C, the Program Requirements or the FT&C will prevail.

Funding of this Agreement is contingent upon appropriation and availability of sufficient funds. This Agreement may be terminated immediately by the State if funds are not appropriated or available in amounts sufficient to fund the State's obligations under this Agreement.

The period of performance for this Agreement is July 01, 2018 through June 30, 2019. For satisfactory performance of the required services, the Contractor shall be reimbursed in accordance with the Determination of Reimbursable Amount section of the FT&C, at a rate not to exceed \$45.73 per child day of full time enrollment and a Maximum Reimbursable Amount (MRA) of \$7,552,176.00.

Service Requirements

Minimum Child Days of Enrollment (CDE) Requirement 165,147.0
 Minimum Days of Operation (MDO) Requirement 246

Any provision of this Agreement found to be in violation of Federal or State statute or regulation shall be invalid, but such a finding shall not affect the remaining provisions of this Agreement.

Items shown with an asterisk (*) can be viewed at <https://www.cde.ca.gov/fg/aa/cd/ftc2018.asp>

STATE OF CALIFORNIA		CONTRACTOR			
BY (AUTHORIZED SIGNATURE)		BY (AUTHORIZED SIGNATURE)			
PRINTED NAME OF PERSON SIGNING Jaymi Brown,		PRINTED NAME AND TITLE OF PERSON SIGNING			
TITLE Contract Manager		ADDRESS			
AMOUNT ENCUMBERED BY THIS DOCUMENT \$ 7,552,176	PROGRAM/CATEGORY (CODE AND TITLE) Child Development Programs (OPTIONAL USE) 0656 23038-6667		FUND TITLE General		Department of General Services use only
PRIOR AMOUNT ENCUMBERED FOR THIS CONTRACT \$ 0	ITEM 30.10.010. 6100-196-0001	CHAPTER B/A	STATUTE 2018	FISCAL YEAR 2018-2019	
TOTAL AMOUNT ENCUMBERED TO DATE \$ 7,552,176	OBJECT OF EXPENDITURE (CODE AND TITLE) 702 SACS: Res-6105 Rev-8590				
I hereby certify upon my own personal knowledge that budgeted funds are available for the period and purpose of the expenditure stated above.		T B.A. NO.	B R. NO.		
SIGNATURE OF ACCOUNTING OFFICER		DATE			

AGENDA ITEM BACKUP SHEET
June 26, 2018

Board Meeting

TITLE: **Adoption of Resolution No. 17/18-3246 - Authorization of Prekindergarten and Family Literacy Support Program CPKS-8061 for 2018-19 Program Year**

ITEM: **Action**

SUBMITTED BY: **Daniel Allen, Ed.D., Assistant Superintendent, Teaching and Learning**

PREPARED BY: **Keely Orlando, Director, Early Childhood Education**

BACKGROUND INFORMATION:

The purpose of this agenda item is to seek Board approval for the Adoption of Resolution No. 17/18-3246 – Authorization of Prekindergarten and Family Literacy Support Program CPKS-8061 for 2018-19 Program Year.

ITEM SUMMARY:
<ul style="list-style-type: none"> • \$20,000 Prekindergarten and Family Literacy Support Program award • Literacy supplies and materials for four classrooms

RATIONALE:

CPKS-8061 Prekindergarten and Family Literacy Support Program contract provides \$20,000 in funding for the 2018-2019 school year for supplemental literacy supplies and materials in four Early Childhood Education classrooms at the following sites:

- Fremont (one classroom)
- Heninger (two classrooms)
- Wilson (one classroom)

LCAP Goal #1: Students need the knowledge, skills, and values to become productive citizens in the 21st century.

FUNDING:

Revenue California Department of Education/Early Education and Support Division: \$20,000

RECOMMENDATION:

Adopt Resolution No. 17/18-3246 - Authorization of Prekindergarten and Family Literacy Support Program CPKS-8061 for 2018-19 Program Year.



CALIFORNIA DEPARTMENT OF EDUCATION

1430 N Street

Sacramento, CA 95814-5901

F.Y. 18 - 19

DATE: July 01, 2018

LOCAL AGREEMENT FOR CHILD DEVELOPMENT SERVICES

CONTRACT NUMBER: CPKS-8061

PROGRAM TYPE: PREKINDERGARTEN AND FAMILY LITERACY PROG

PROJECT NUMBER: 30-6667-00-8

CONTRACTOR'S NAME: SANTA ANA UNIFIED SCHOOL DISTRICT

This Agreement is entered into between the State Agency and the Contractor named above. The Contractor agrees to comply with the CONTINUED FUNDING APPLICATION FY 18-19, the GENERAL TERMS AND CONDITIONS* (GTC 04/2017), the PREKINDERGARTEN AND FAMILY LITERACY SUPPORT PROGRAM REQUIREMENTS*, and the FUNDING TERMS AND CONDITIONS* (FT&C), which are by this reference made a part of the Agreement. Where the GTC 04/2017 conflicts with either the Program Requirements or the FT&C, the Program Requirements or the FT&C will prevail.

Funding of this Agreement is contingent upon appropriation and availability of sufficient funds. This Agreement may be terminated immediately by the State if funds are not appropriated or available in amounts sufficient to fund the State's obligations under this Agreement.

The period of performance for this Agreement is July 01, 2018 through June 30, 2019.

The total amount payable pursuant to this Agreement shall not exceed \$20,000.00.

Any provision of this Agreement found to be in violation of Federal or State statute or regulation shall be invalid, but such a finding shall not affect the remaining provisions of this Agreement.

Items shown with an asterisk (*) can be viewed at <https://www.cde.ca.gov/fg/aa/cd/fc2018.asp>

STATE OF CALIFORNIA		CONTRACTOR			
BY (AUTHORIZED SIGNATURE)		BY (AUTHORIZED SIGNATURE)			
PRINTED NAME OF PERSON SIGNING Jaymi Brown,		PRINTED NAME AND TITLE OF PERSON SIGNING			
TITLE Contract Manager		ADDRESS			
AMOUNT ENCUMBERED BY THIS DOCUMENT \$ 20,000	PROGRAM/CATEGORY (CODE AND TITLE) Child Development Programs		FUND TITLE General		Department of General Services use only
PRIOR AMOUNT ENCUMBERED FOR THIS CONTRACT \$ 0	(OPTIONAL USE) 0656 24859-6667				
TOTAL AMOUNT ENCUMBERED TO DATE \$ 20,000	ITEM 30.10 010. 6100-196-0001	CHAPTER B/A	STATUTE 2018	FISCAL YEAR 2018-2019	
I hereby certify upon my own personal knowledge that budgeted funds are available for the period and purpose of the expenditure stated above		T B A NO		B R NO	
SIGNATURE OF ACCOUNTING OFFICER		DATE			
OBJECT OF EXPENDITURE (CODE AND TITLE) 702 SACS Res-6052 Rev-8590					

AGENDA ITEM BACKUP SHEET
June 26, 2018

Board Meeting

TITLE: **Adoption of Resolution No. 17/18-3247 – Resolution of Intention to Accept First Amendment to Easement Agreement for the benefit of Santa Ana Unified School District at 651 Sunflower Avenue, Santa Ana, California 92707**

ITEM: **Action**

SUBMITTED BY: **Orin Williams, Assistant Superintendent, Facilities and Governmental Relations**

PREPARED BY: **Jeremy Cogan, Director of Facilities Planning**

BACKGROUND INFORMATION:

The purpose of this agenda item is for the Board of Education to accept a first amendment to the Easement Agreement associated with Taft Elementary School (“Taft”), entered into between the District, the adjacent Church, and Nexus Development Corporation/Central Division, which was recorded on July 19, 2006. The Easement Agreement granted to the District a non-exclusive, appurtenant, perpetual easement on a portion of non-District property adjacent to Taft, owned by the Church and located at 651 Sunflower Avenue, Santa Ana, California 92707 (“Property”), for the access, ingress and egress of motor vehicles and pedestrians, as well as incidental surface drainage, to and from and over and across a portion of the Property (“Access Drive”). The Easement Agreement also provides a right of first refusal to purchase the Property for the benefit of the District.

ITEM SUMMARY:

- Acceptance of a First Amendment to an existing Easement Agreement to provide SAUSD continued access to a vehicular pick-up and drop-off lane that benefits Taft Elementary School.
- SAUSD will continue to hold a non-exclusive, appurtenant, and perpetual easement, provided that the District continues to use Taft for school purposes.

RATIONALE:

The Church seeks to sell the Property to Legacy Partners Residential LLC (“Legacy”), a developer of residential properties. Legacy intends that a multifamily apartments project be constructed at the Property, and has requested to amend the existing Easement Agreement (“First Amendment”) to slightly relocate the Access Drive (“Relocated Access Easement Area”) to accommodate the development.

The District desires continued easement access across the Relocated Access Easement Area, for the continued use of students and families to access Taft. Pursuant to the First Amendment, the District continues to hold a non-exclusive, appurtenant, and perpetual easement for the access, ingress and egress of motor vehicles and pedestrians, during designated times, as well as incidental surface drainage, to and from and over and across, the Relocated Access Easement Area, provided

that the District continues to use Taft for school purposes.

Pursuant to a separate Cooperation Agreement between the District, Legacy, and the Church, which will be brought to the Board for approval along with this Resolution, the District will be compensated in the amount of \$150,000, in exchange for the District agreeing to terminate its right of first refusal in the Property.

The First Amendment amends the existing Easement Agreement to slightly relocate the easement area's route to accommodate the development of residential units on the Property. The First Amendment would continue to provide vehicular access along the southern edge of the Taft site, to be used as it is now, primarily for student pick-up and drop-off.

Government Code section 27281 requires that deeds or grants conveying any interest in or easement upon real estate to a public entity for public purposes shall not be accepted for recordation without the consent of the public entity evidenced by its certificate or resolution of acceptance attached to or printed on the deed or grant. Government Code section 27281 also states that a public entity, by a general resolution, may authorize one or more officers or agents to accept and consent to such deeds or grants.

LCAP Goal 3.3 Continually improve and maintain facilities to ensure school safety, security and high quality learning and working environments.

FUNDING:

No impact to the General Fund.

RECOMMENDATION:

Adopt Resolution No. 17/18-3247 – Resolution of Intention to Accept First Amendment to Easement Agreement for the benefit of Santa Ana Unified School District at 651 Sunflower Avenue, Santa Ana, California 92707.

**RESOLUTION OF THE
BOARD OF EDUCATION
OF THE SANTA ANA UNIFIED SCHOOL DISTRICT**

RESOLUTION NO. 17/18-3247

**RESOLUTION OF INTENTION OF THE GOVERNING BOARD OF THE SANTA ANA
UNIFIED SCHOOL DISTRICT DECLARING ITS INTENTION TO ACCEPT
FIRST AMENDMENT TO EASEMENT AGREEMENT FOR THE BENEFIT OF
SANTA ANA UNIFIED SCHOOL DISTRICT AT 651 SUNFLOWER AVENUE,
SANTA ANA, CALIFORNIA 92707**

WHEREAS, the Santa Ana Unified School District (“District”) is the owner, in fee, of real property located at 500 West Keller Avenue in the City of Santa Ana, County of Orange, State of California, Assessor’s Parcel Number 410-111-03, commonly known as Taft Elementary School (“Taft”); and

WHEREAS, Taft is adjacent to certain real property, located at 651 Sunflower Avenue in the City of Santa Ana, County of Orange, State of California, Assessor’s Parcel Number 410-111-02 (“Property”); and

WHEREAS, on or about March 22, 2005, the District, the International Church of the Foursquare Gospel, a California religious corporation (“Church”), and Nexus Development Corporation/Central Division, a California corporation, entered into an Easement Agreement (“Easement Agreement”) wherein the District was granted an Easement across a portion of the Property; and

WHEREAS, under the Easement Agreement, the Church granted to the District a non-exclusive, appurtenant, perpetual easement for the access, ingress and egress of motor vehicles and pedestrians, as well as incidental surface drainage, to and from and over and across, a portion of the Property, for the benefit of Taft; and

WHEREAS, the Easement Agreement also granted the District a right of first refusal to purchase the Property; and

WHEREAS, the successor in interest to the Church, of the Property, is referred to herein as the “Apartments Owner”; and

WHEREAS, Apartments Owner and the District agree to amend the existing Easement Agreement (“First Amendment”) to slightly relocate the Access Drive (“Relocated Access Easement Area”) to accommodate the development of residential units on the Property; and

WHEREAS, the Relocated Access Easement Area will continue to provide vehicular access along the southern edge of Taft, to be used as it is now, primarily for student pick-up and drop-off; and

WHEREAS, pursuant to the First Amendment, the District continues to hold a non-exclusive, appurtenant, perpetual easement for the access, ingress and egress of motor vehicles and pedestrians, during designated times, as well as incidental surface drainage, to and from and over and across, the Relocated Access Easement Area, provided that the District continues to use Taft for school purposes; and

WHEREAS, the District and Apartments Owner also agree to terminate the District’s rights of first refusal to purchase the Property, and pursuant to a separate Cooperation Agreement between the District, Legacy Partners Residential LLC and the Church, the District will be compensated in the amount of \$150,000 in exchange for the District agreeing to terminate its right of first refusal; and

WHEREAS, District desires continued easement access across the Relocated Access Easement Area, for the continued use of students and families to access the District Property;

WHEREAS, Government Code section 27281 requires that deeds or grants conveying any interest in or easement upon real estate to a public entity for public purposes shall not be accepted for recordation without the consent of the public entity evidenced by its certificate or resolution of acceptance attached to or printed on the deed or grant; and

WHEREAS, Government Code section 27281 also states that a public entity, by a general resolution, may authorize one or more officers or agents to accept and consent to such deeds or grants; and

WHEREAS, Apartments Owner intends to grant and convey the interest in real property to the District by and through the First Amendment; and

WHEREAS, the District intends to accept the interest in real property conveyed by the First Amendment from the Apartments Owner to the District.

NOW THEREFORE, BE IT RESOLVED, that the District's Governing Board hereby finds, determines, declares, orders and resolves as follows:

Section 1. The foregoing recitals are true and correct.

Section 2. Apartments Owner intend to grant and convey the interest in real property to the District by and through the First Amendment.

Section 3. The District intends to accept the interest in real property conveyed by the First Amendment from the Apartments Owner to the District.

Section 4. The Superintendent and Superintendent's designee is authorized to accept and consent to all deeds and grants conveying an interest in or easement upon real estate to the District for public purposes.

Upon motion of Member _____, and duly seconded, the foregoing Resolution was adopted by the following vote:

AYES: _____

NOES: _____

ABSENT: _____

ABSTAIN: _____

Board of Education Members Signatures:

Valerie Amezcua, President: _____

Rigo Rodriguez, Ph.D., Vice President _____

Alfonso Alvarez, Ed.D., Clerk _____

Cecilia Iglesias, Member

John Palacio, Member

State of California)
) SS
County of Orange)

I, Valerie Amezcua, the President of the Board of Education of the Santa Ana Unified School District of Orange County, California, hereby certify that the above and foregoing Resolution was duly adopted by said Board at a Regular meeting thereof held on the ____ day of _____, 2018, and passed by a vote of _____ of said Board.

IN WITNESS WHEREOF, I have hereunto set my hand and seal this ____ day of _____, 2018.

Valerie Amezcua,
President of the Board of Education

EXHIBIT "A"
FIRST AMENDMENT TO EASEMENT AGREEMENT

RECORDING REQUESTED BY
AND WHEN RECORDED MAIL TO:

Anne Keeler Wright, Esq.
Schultz & Wright, LLP
545 Middlefield Rd., Suite 160
Menlo Park, CA 94025

(Above Space for Recorder's Use Only)

FIRST AMENDMENT
TO
EASEMENT AGREEMENT

THIS FIRST AMENDMENT TO EASEMENT AGREEMENT (this "**First Amendment**"), is made and entered into as of _____ by and between SANTA ANA UNIFIED SCHOOL DISTRICT, a California public school district ("**District**"), and _____, a _____ ("**Apartments Owner**") (the parties hereto may be individually referred to as a "**Party**" and collectively as "**Parties**"), with reference to the following:

WHEREAS, Apartments Owner is the owner, as successor in interest to the International Church of the Foursquare Gospel, of certain real property which is located in Santa Ana, California, as more particularly described in **Exhibit A** attached hereto (the "**Apartments Parcel**") which is subject to that certain Easement Agreement dated March 22, 2005 and recorded on July 19, 2006 in the Official Records of Orange County as **Instrument Number 2006000479465** (the "**Easement Agreement**"). The Apartments Parcel is referenced in the Easement Agreement as the "Church Parcel";

WHEREAS, District is the owner of certain real property adjacent to the Apartments Parcel and more particularly described in **Exhibit B** attached hereto (the "**District Parcel**") which, pursuant to the Easement Agreement, is benefitted by a non-exclusive, appurtenant, perpetual easement for the access, ingress and egress of motor vehicles and pedestrians, as well as incidental surface drainage, to and from and over and across, the Access Drive located upon the Easement Area (as defined in the Easement Agreement) on the Apartments Parcel, as more particularly described in and subject to the terms of the Easement Agreement (the "**Existing Easement Area**");

WHEREAS, in connection with the redevelopment of the Apartments Parcel, District and Apartments Owner desire to relocate the Existing Easement Area as more particularly set forth below; and

WHEREAS, pursuant to the Easement Agreement, the District was granted certain rights

of first refusal to purchase the Apartments Parcel and the District and Apartments Owner have agreed to terminate such rights. However, any sale of the Apartments Parcel to a third party will not terminate the Easement. The Easement is an interest in real property benefitting the District Parcel and burdening the Apartments Parcel, binding on any future owners.

NOW, THEREFORE, for good and valuable consideration, the receipt and sufficiency of which are hereby acknowledged, Apartments Owner and District hereby agree to the following:

1. Terms. All initially capitalized terms which are used in this First Amendment, but not otherwise defined herein, shall have the same meanings as ascribed thereto in the Easement Agreement.

2. Replacement Terms.

a. The term “Church” as used in the Easement Agreement is hereby replaced with “Apartments Owner”.

b. The term “Church Parcel” as used in the Easement Agreement is hereby replaced with “Apartments Parcel”.

3. Site Plan. Exhibit C to the Easement Agreement is hereby replaced with the Site Plan attached hereto as **Exhibit C** (the “**New Site Plan**”). All references in the Easement Agreement to the Site Plan are hereby deemed to refer to the New Site Plan attached hereto. All references to the “Access Drive” in the Easement Agreement are hereby deemed to refer to the Access Drive shown on the New Site Plan attached hereto.

4. Easement. Exhibit D to the Easement Agreement is hereby replaced with **Exhibit D** attached hereto (the “**Relocated Access Easement Area**”). All references to the “Easement Area” in the Easement Agreement are hereby deemed to refer to the Relocated Access Easement Area. District hereby quitclaims and conveys to the Apartments Owner any interest District has in the portions of the Apartments Parcel which are not included in the Relocated Access Easement Area. Apartments Owner hereby grants to the Grantees, subject to the provisions of the Easement Agreement, a non-exclusive, appurtenant, perpetual easement (the “**Relocated Access Easement**”) for the access, ingress and egress of motor vehicles and pedestrians, during the Designated Times (as defined herein), as well as incidental surface drainage, to and from and over and across, the Access Drive located upon the Relocated Access Easement Area. All references to the “Easement” in the Easement Agreement and within this First Amendment are hereby deemed to refer to the Relocated Access Easement.

5. Temporary NDC License Terminated. Pursuant to the Easement Agreement, a License was granted to Nexus Development Corporation/Central Division, a California corporation (“NDC”). Apartments Owner and District hereby certify and acknowledge that the Construction Activities with respect to the Apartments Parcel and the District Parcel have been completed and the Term of the License and NDC’s rights under the Easement Agreement have terminated pursuant to the terms of Section 1(b) of the Easement Agreement.

6. Limitations on Use. Section 7(b) of the Easement Agreement is hereby deleted and replaced with the following:

“(b) Limitations on Use. The Easement may be used by Grantees for the sole purpose of accessing the drop off and pick up areas on the District Parcel for Taft students during the hours of 8:00 am to 10:30 am and from 12:00 pm to 3:15 pm on all legal school days (the “**Designated Times**”). Subject to the prior approval of the Apartments Owner, the District may modify the Designated Times set forth above upon fourteen (14) days’ written notice, in the interest of meeting the ongoing needs of Taft. However, in all events the “Designated Times” shall include not less than one (1) hour in the morning and not less than one (1) hour after Noon for the purpose of accessing the drop off and pick up areas on the District Parcel for Taft students.”

7. Indemnification. Sections 9(a) and 9(b) of the Easement Agreement are hereby deleted and replaced with the following:

“(a) Subject to the provisions of the “Limitation of Apartments Owner’s Responsibility” Section 10 herein, the Apartments Owner shall indemnify, defend, protect, release, and forever hold harmless the District (and all of its officers, directors, shareholders, partners, members, agents, representatives, managers, students, parents, children, visitors, lessees, licensees, invitees, trustees, all those acting on behalf of the District, staff, and employees) (collectively, “**District’s Representatives**”) to the maximum extent possible under law, from and against any and all liabilities (legal, administrative, or otherwise), claims, damages, losses, demands, assessments, counts, fines, suits (legal or in equity), judgments, notices, penalties, violations, costs and expenses of any nature whatsoever (including, without limitation, attorneys’ fees and consultants’ fees incurred responding to a third-party claim, all incidental or consequential damages, and claims made by or on behalf of tenants of the Apartments Parcel, guests of tenants, and employees of Apartments Parcel) (collectively, “**Claims**”), arising from or in connection with Apartments Owner’s (including but not limited to its officers, directors, shareholders, partners, members, agents, representatives, managers, contractors, consultants, employees, and all others acting on behalf of Apartments Owner) (collectively, the “**Apartments Owner Representatives**”) failure to perform its obligations under this Agreement and/or arising from the negligence or willful misconduct of the Apartments Owner or the Apartments Owner Representatives in relation to the Relocated Access Easement Area, except for such Claims to the extent caused by the gross negligence or willful misconduct of the District or any District’s Representatives in relation to the Relocated Access Easement Area.

(b) The District shall indemnify, defend, protect, release, and forever hold harmless the Apartments Owner (and all of its officers, directors, shareholders, partners, members, agents, representatives, managers, guests, invitees and employees) to the maximum extent possible under law, from and against any and all Claims, arising from or in connection with District’s failure to perform its obligations under this Agreement and/or arising from the negligence or willful misconduct of the District, its agents, representatives, employees, students of Taft Elementary School during school hours,

guests of students during school hours, staff and/or faculty of Taft Elementary School, in relation to the Relocated Access Easement Area, except for such Claims to the extent caused by the gross negligence or willful misconduct of the Apartments Owner or any Apartments Owner Representatives in relation to the Relocated Access Easement Area.”

8. Limitation of Apartments Owner’s Responsibility. Section 10 of the Easement Agreement is hereby deleted and replaced with the following:

“Limitation of Apartments Owner’s Responsibility. The Apartments Owner shall have no responsibility for the supervision of Taft’s supplemental drop-off/pick-up process. All adults required to carry out the process shall be District employees or authorized volunteers. Should fencing be established that separates the Apartments Parcel from the District Parcel and restricts access to the drop off lane on the District Parcel, the District shall be responsible for the opening and closing of the gate(s). However, if any such gate is left open, the Apartments Owner may close the gate outside of the Designated Times.”

9. Termination of Right of First Refusal. Apartments Owner and District hereby agree that Section 12 of the Easement Agreement is hereby deleted and shall be of no further force or effect.

10. Apartments Owner’s Right to Terminate. Section 13 of the Easement Agreement is hereby deleted and replaced with the following:

“Apartments Owner’s Right to Terminate. The District and the Apartments Owner acknowledge that the District is currently operating Taft as an elementary school. In the event that the District changes the use of Taft to any use other than for school purposes, the Apartments Owner shall have the right to terminate the Easement granted herein upon twelve (12) months prior written notice to the District. Six (6) months before the change in use occurs, District must give written notice to Apartments Owner of the change in use. If Apartments Owner elects to terminate the Easement, Apartments Owner shall send written notice of the termination to the District. Upon receiving written notice of termination, District agrees to execute all documents necessary to terminate the Easement within thirty (30) days of receiving the written notice. Upon such termination, the Improvements on the Apartments Parcel shall, at the Apartments Owner’s option, remain in place. If the Apartments Owner so elects, it may remove those Improvements on the Apartments Parcel at its expense.”

11. Notices. Section 18 of the Easement Agreement is hereby modified to a) provide that notices shall also be effective when transmitted via email, provided a hard copy of such transmission is thereafter delivered in one of the methods described in Section 18, and b) replace the notice addresses for the Church with the following for Apartments Owner:

c/o Legacy Partners, Inc.
5141 California Avenue, Suite 100
Irvine, CA 92617
Attn: Timothy O'Brien

E-mail: tobrien@legacypartners.com

with a copy to: Schultz & Wright, LLP
545 Middlefield Rd., Suite 160
Menlo Park, California 94025
Attn: Anne Keeler Wright, Esq.
E-mail: wright@swllp.com

12. Authority. Each individual executing this First Amendment represents that he or she is duly authorized to execute and deliver this First Amendment on behalf of the party for which he or she is signing, and that this First Amendment is binding upon the party for which he or she is signing in accordance with its terms.

13. Easement Agreement Ratified. Except as specifically modified by this First Amendment, the Easement Agreement and all of the terms and conditions thereof shall remain in full force and effect, and shall continue to govern the rights and obligations of the District and Apartments Owner with respect to the matters that are the subject of the Easement Agreement; and all provisions and covenants of the Easement Agreement are and shall remain in full force and effect as stated therein, except to the extent specifically modified by the provisions of this First Amendment. In that regard, the Easement Agreement and this First Amendment, including all exhibits and addenda to each such document, constitute the entire agreement between the Parties relative to the subject matter hereof and thereof and supersede all prior and contemporaneous agreements and understandings of District and Apartments Owner in connection therewith. The Relocated Access Easement, subject to the terms and conditions of the Easement Agreement, shall benefit, be appurtenant to, and run with the District Parcel, and shall encumber, be imposed upon, and run with the Apartments Parcel.

14. Counterparts. This First Amendment may be executed in counterparts, each of which shall be deemed an original and all of said counterparts shall constitute but one and the same instrument.

[REMAINDER OF PAGE IS INTENTIONALLY BLANK.
SIGNATURES ON FOLLOWING PAGE.]

IN WITNESS WHEREOF, the parties have executed this First Amendment to be effective as of the date first set forth above.

DISTRICT:

Santa Ana Unified School District,
a California public school district

By: _____
Name: _____
Title: _____

ATTEST:

Clerk of the Governing Board of the Santa
Ana Unified School District

[APARTMENTS OWNER'S SIGNATURE ON NEXT PAGE]

[INSERT REPLACEMENT SIGNATURE PAGE FOR BUYER / APARTMENTS OWNER]

APARTMENTS OWNER:

_____, a

By: _____
Name: _____
Title: _____

A Notary Public or other officer completing this certificate verifies only the identity of the individual who signed the document to which this certificate is attached, and not the truthfulness, accuracy, or validity of that document.

STATE OF CALIFORNIA)
)
COUNTY OF _____)

On _____ before me, _____, a notary public, personally appeared _____, who proved to me on the basis of satisfactory evidence to be the person(s) whose name(s) is/are subscribed to the within instrument and acknowledged to me that he/she/they executed the same in his/her/their authorized capacity(ies), and that by his/her/their signature(s) on the instrument the person(s), or the entity upon behalf of which the person(s) acted, executed the instrument.

I certify under PENALTY OF PERJURY under the laws of the State of California that the foregoing paragraph is true and correct.

WITNESS my hand and official seal.

_____ (Seal)
Signature of Notary

A Notary Public or other officer completing this certificate verifies only the identity of the individual who signed the document to which this certificate is attached, and not the truthfulness, accuracy, or validity of that document.

STATE OF CALIFORNIA)
)
COUNTY OF _____)

On _____ before me, _____, a notary public, personally appeared _____, who proved to me on the basis of satisfactory evidence to be the person(s) whose name(s) is/are subscribed to the within instrument and acknowledged to me that he/she/they executed the same in his/her/their authorized capacity(ies), and that by his/her/their signature(s) on the instrument the person(s), or the entity upon behalf of which the person(s) acted, executed the instrument.

I certify under PENALTY OF PERJURY under the laws of the State of California that the foregoing paragraph is true and correct.

WITNESS my hand and official seal.

Signature of Notary (Seal)

EXHIBIT A

LEGAL DESCRIPTION OF APARTMENTS PARCEL

All that certain real property situated in the County of Orange, State of California, described as follows:

THAT PORTION OF THE NORTHEAST QUARTER OF SECTION 36, TOWNSHIP 5 SOUTH, RANGE 10 WEST, IN THE LAND ALLOTTED TO JAMES MCFADDEN, IN DECREE OF PARTITION OF THE RANCHO SANTIAGO DE SANTA ANA, RECORDED IN BOOK B OF JUDGMENTS OF THE 17TH JUDICIAL DISTRICT COURT OF CALIFORNIA, IN THE CITY OF SANTA ANA, COUNTY OF ORANGE, STATE OF CALIFORNIA, DESCRIBED AS FOLLOWS:

BEGINNING AT THE SOUTHEAST CORNER OF THE LAND DESCRIBED IN THE DEED RECORDED JULY 5, 1966 IN BOOK 7979 PAGE 946 OF OFFICIAL RECORDS, OF SAID ORANGE COUNTY;

THENCE ALONG THE SOUTH LINE OF SAID LAND, NORTH 89°40'33" WEST 600.00 FEET TO THE EAST LINE OF THE LAND DESCRIBED IN THE DEED RECORDED OCTOBER 29, 1953 IN BOOK 2604, PAGE 17 OF OFFICIAL RECORDS OF SAID ORANGE COUNTY;

THENCE ALONG SAID EAST LINE SOUTH 0°40'10" WEST 260.54 FEET TO A LINE THAT IS PARALLEL WITH AND DISTANT NORTHERLY 40.00 FEET, MEASURED AT RIGHT ANGLES, FROM THE SOUTH LINE OF SAID NORTHEAST QUARTER; THENCE ALONG SAID PARALLEL LINE, SOUTH 89°40'33" EAST, 600.00 FEET; THENCE NORTH 0°40'10" EAST 260.54 FEET TO THE POINT OF BEGINNING.

SAID LAND IS SHOWN ON A MAP FILED IN BOOK 19, PAGE 24 OF PARCEL MAPS, IN THE OFFICE OF THE COUNTY RECORDER OF SAID ORANGE COUNTY.

Assessor's Parcel Number: 410-111-02

EXHIBIT B

LEGAL DESCRIPTION OF DISTRICT PARCEL

500 Keller Ave., Santa Ana, CA

APN 410-111-03

Abbreviated Description: 5 TWP 5 RGE 10 SEC 36 SEC 36 T 5 R 10 POR NE 1/4

[Insert full legal description.]

EXHIBIT C

APARTMENTS PARCEL NEW SITE PLAN

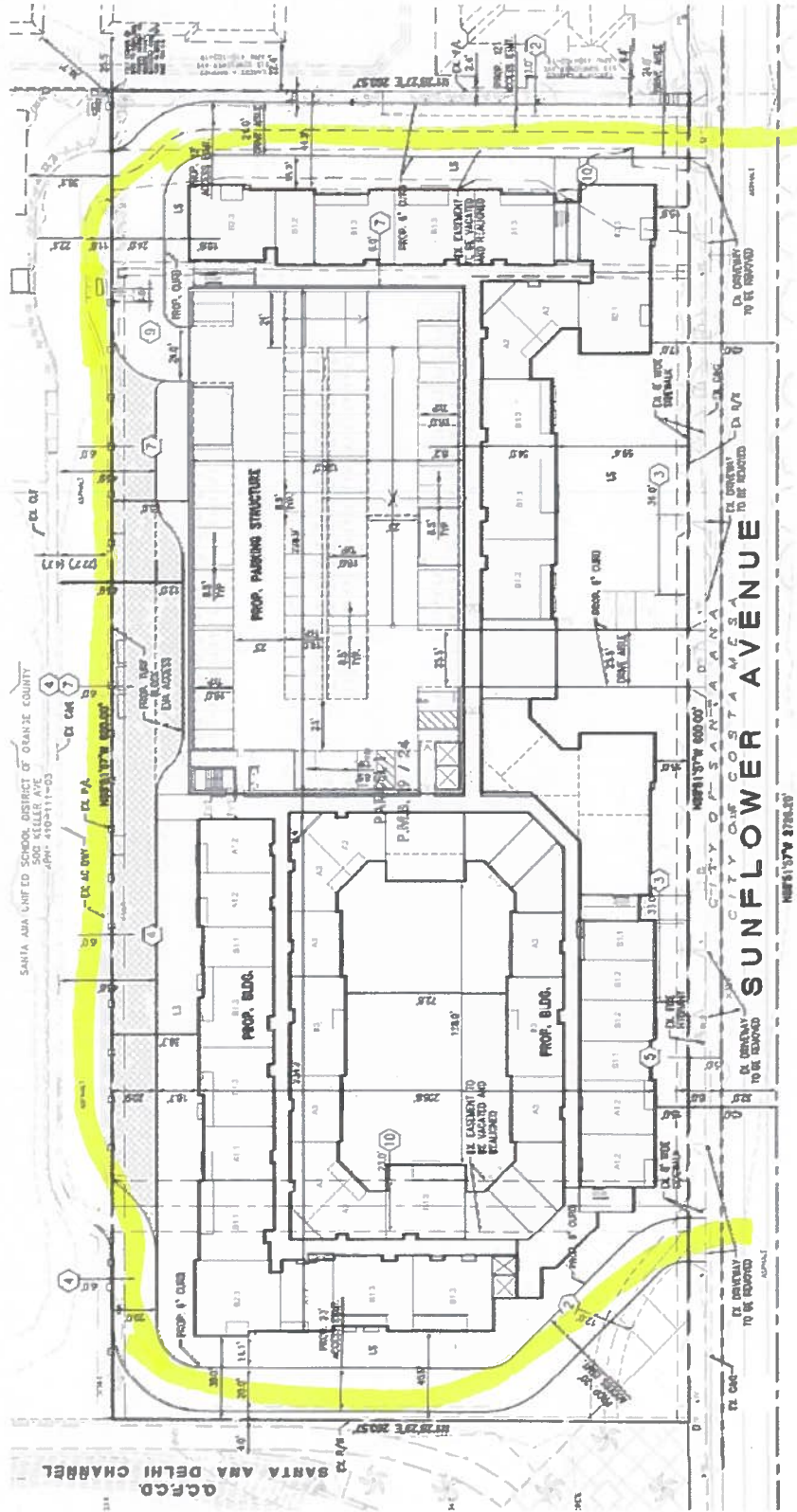
[To Be Attached Prior to Recording]

EXHIBIT D

LEGAL DESCRIPTION AND DEPICTION OF RELOCATED ACCESS EASEMENT AREA

[To Be Attached Prior to Recording]

ENGINEER SITE PLAN
651 SUNFLOWER AVENUE
CITY OF SANTA ANA, COUNTY OF ORANGE
STATE OF CALIFORNIA



SUNFLOWER AVENUE

HP-81374 278-20

AGENDA ITEM BACKUP SHEET

June 26, 2018

Board Meeting

TITLE: **Approval of Cooperation Agreement Between Santa Ana Unified School District, Legacy Partners Residential LLC and the International Church of the Foursquare Gospel**

ITEM: **Action**

SUBMITTED BY: **Orin Williams, Assistant Superintendent, Facilities and Governmental Relations**

PREPARED BY: **Jeremy Cogan, Director of Facilities Planning**

BACKGROUND INFORMATION:

The purpose of this agenda item is for the Board of Education to approve a Cooperation Agreement between the District, Legacy Partners Residential LLC (“Legacy”), and the International Church of the Foursquare Gospel (“Church”).

The District, the Church, and Nexus Development Corporation/Central Division (“NDC”) entered into an easement agreement (“Easement Agreement”), which was recorded on July 19, 2006.

The Easement Agreement granted to the District a non-exclusive, appurtenant, perpetual easement on a portion of non-District property adjacent to Taft Elementary School (“Taft”), owned by the Church and located at 651 Sunflower Avenue, Santa Ana, California 92707 (“Property”), for the access, ingress and egress of motor vehicles and pedestrians, as well as incidental surface drainage, to and from and over and across a portion of the Church Property (“Access Drive”). The Easement Agreement also provides a right of first refusal to purchase the Church Property (“ROFR”) for the benefit of the District.

ITEM SUMMARY:
<ul style="list-style-type: none"> • Approval of a Cooperation Agreement to memorialize the intent of the District, Church, and Legacy to modify an existing Easement Agreement, relocate an Access Easement, and terminate a right of first refusal. • The Cooperation Agreement provides that the District will be compensated in the amount of \$150,000 in exchange for the District agreeing to terminate its first right of refusal.

RATIONALE:

The Church seeks to sell the Property to Legacy, a developer of residential properties. Legacy intends that a multifamily apartments project (“Apartments Project”) be constructed thereon. The District, Legacy, and Church (collectively, the “Parties”) intend to enter into a Cooperation Agreement, wherein the Parties shall memorialize their intent to enter into a First Amendment to the Easement Agreement (“First Amendment”).

The First Amendment, which will be brought to the Board for approval along with the Cooperation Agreement as: “Resolution of Intention to Accept First Amendment to Easement Agreement for the benefit of Santa Ana Unified School District at 651 Sunflower Avenue, Santa Ana, California 92707” amends the existing Easement Agreement to slightly relocate the Access Drive to accommodate the development of residential units on the Property. The amended easement would provide vehicular access along the southern edge of Taft Elementary School, to be used as it is now, primarily for student pick-up and drop-off.

The First Amendment further terminates the ROFR and provides that the District continues to hold a non-exclusive, appurtenant, and perpetual easement interest for the access, ingress and egress of motor vehicles and pedestrians, during designated times, as well as incidental surface drainage, to and from and over and across the Access Drive, provided that the District continues to use Taft Elementary School for school purposes.

The Cooperation Agreement provides that the new owner of the Church Property will compensate the District in the amount of One Hundred Fifty Thousand dollars (\$150,000), in exchange for the District agreeing to terminate its ROFR.

LCAP Goal 3.3 - Continually improve and maintain facilities to ensure school safety, security and high quality learning and working environments.

FUNDING:

No impact to the General Fund. Legacy will compensate the District in the amount of One Hundred Fifty Thousand dollars (\$150,000) for the right to convey the easement.

RECOMMENDATION:

Approve the Cooperation Agreement between Santa Ana Unified School District, Legacy Partners Residential LLC and the International Church of the Foursquare Gospel.

COOPERATION AGREEMENT

This Cooperation Agreement ("Agreement") is made and effective as of _____, 2018 ("Effective Date") by and between Legacy Partners Residential LLC, a Delaware limited liability company ("Legacy"), Santa Ana Unified School District, a California public school district ("District"), and International Church of the Foursquare Gospel, a California non-profit corporation ("Owner") (individually a "Party" and collectively the "Parties"), and is made with reference to the following facts:

RECITALS

A. Owner and District are parties to that certain Easement Agreement dated as of March 22, 2005 and recorded July 19, 2006 as Instrument No. 2006000479465 in the Official Records of Orange County (the "Easement Agreement").

B. The Easement Agreement provides, among other things, i) a non-exclusive, appurtenant, perpetual easement for the access, ingress and egress of motor vehicles and pedestrians, as well as incidental surface drainage, to and from and over and across, real property owned by Owner (the "Church Property") (the "Access Easement") for the benefit of adjacent real property owned by the District (the "School Property"); and ii) a right of first refusal to purchase the Church Property (the "ROFR") for the benefit of the District as more particularly described in the Easement Agreement.

C. Legacy intends to purchase the Church Property and construct a multifamily apartments project (the "Apartments Project") thereon, pursuant to a separate Agreement for Purchase and Sale of Real Estate by and between Owner and Legacy (as such may be amended from time to time, the "Purchase Agreement").

D. The Parties have agreed to modify the Easement Agreement, relocate the Access Easement, and terminate the ROFR, subject to the terms of this Agreement.

AGREEMENT

NOW, THEREFORE, based on the foregoing recitals, and for other good and valuable consideration, the receipt and sufficiency of which are hereby acknowledged, the Parties agree as follows:

1. First Amendment to Easement Agreement. The Parties acknowledge and agree that i) the current location of the Access Easement does not conform to Legacy's proposed site plan for the Apartments Project; ii) Legacy desires to grant a non-exclusive, appurtenant, perpetual, and permanent easement to the District, for access, ingress and egress of motor vehicles and pedestrians, as well as incidental surface drainage, in a location with materially the same utility as the current location of the Access Easement, and which will be set forth on the site plan approved by the City of Santa Ana (the "Relocated Access Easement"), and the District

desires to accept such Relocated Access Easement; and iii) the ROFR is to be of no further force or effect as of the closing of escrow, as contemplated in the Purchase Agreement (the “Closing”). In order to effectuate the foregoing, the Parties have agreed that a First Amendment to Easement Agreement in the form attached hereto as Exhibit A (the “First Amendment to Easement Agreement”) will be executed and delivered as set forth herein below. Legacy has agreed to pay District One Hundred Fifty Thousand Dollars (\$150,000) as consideration for District’s execution and delivery of the First Amendment to Easement Agreement as set forth in this Agreement.

2. Apartments Project Developer. The Parties acknowledge that Legacy will assign its rights in the Purchase Agreement in accordance with the terms thereof to a to-be-formed affiliate entity that will acquire the Church Property and construct the Apartments Project (the “Buyer”). The Buyer will be a party to the First Amendment to Easement Agreement as the owner of the Church Property. Legacy will also assign its rights and obligations under this Agreement to the Buyer; concurrent with such assignment and within fourteen (14) days of such assignment, Legacy will notify the District and Owner of the assignment, in writing, including the name and contact information of the Buyer.

3. District Document Delivery. Concurrent with execution and delivery of this Agreement, District shall deliver the following to Commonwealth Land Title Company (the “Escrow Agent”) at its offices located at 888 S. Figueroa Street, Suite 2100, Los Angeles, CA 90017:

- i) Two (2) counterparts of the First Amendment to Easement Agreement, duly executed by District and acknowledged in form for recording in the Official Records of Orange County (the “Official Records”);
- ii) Irrevocable instructions to the Escrow Agent to take the following actions:
 - a) Following Escrow Agent’s receipt of the First Amendment to Easement Agreement which has the Approved Legal Description (defined below) attached, duly executed by the Buyer (the “Final First Amendment”), compile a fully executed original of the Final First Amendment by attaching the District’s signature and notary pages from the previously delivered First Amendment to Easement Agreement thereto;
 - b) Record the fully executed original Final First Amendment in the Official Records immediately following recording of a Grant Deed conveying the Church Property to the Buyer, and

c) Following recording of the Final First Amendment, deliver a conformed copy thereof to the Buyer and the District.

4. Performance by Legacy. Legacy shall assign the Purchase Agreement in accordance with the terms thereof and this Agreement to the Buyer and, at the Closing of escrow, as contemplated in the Purchase Agreement, Legacy shall cause the Buyer to deliver the following to Escrow Agent:

i) Two (2) counterparts of the Final First Amendment with the Approved Legal Description attached, duly executed by the Buyer and acknowledged in form for recording in the Official Records;

ii) Funds in the amount of One Hundred Fifty Thousand Dollars (\$150,000) (the “**Funds**”);

iii) Irrevocable instructions to the Escrow Agent to take the following actions:

a) Following Escrow Agent’s receipt of the Final First Amendment from the Buyer, compile a fully executed original of the Final First Amendment by attaching the District’s signature and notary pages from the previously delivered First Amendment to Easement Agreement thereto;

b) Record the fully executed original Final First Amendment in the Official Records immediately following recording of a Grant Deed conveying the Church Property to the Buyer, and

c) Following recording of the Final First Amendment, deliver a conformed copy thereof to the District and Buyer and deliver the Funds to the District.

5. Legal Description and Site Plan(s) of the Relocated Access Easement. Legacy has provided an Engineer Site Plan depicting the approximate location of the Relocated Access Easement. Immediately following the City of Santa Ana’s approval of the Site Plan(s) for the Apartments Project, Legacy’s civil engineer shall prepare a legal description of the Relocated Access Easement, which shall be in a location with materially the same utility as the current location of the Access Easement, for District’s approval (the “Site Plan(s)” and the “Legal Description”). Prior to the Closing, Legacy shall deliver to the District three (3) copies of the Site Plan(s) and Legal Description, so that the District can review and approve in writing the location of the Relocated Access Easement. District shall have a reasonable amount of time to review and approve the Site Plan and Legal Description, and upon approval shall provide written

notification to Legacy. The District approved Site Plan and Legal Description shall herein (in this Agreement) be referred to as the “Approved Site Plan(s) and the “Approved Legal Description.”

6. Authority. The Parties each warrant to the other that it has the full power and authority necessary to enter into this Agreement.

7. Termination. In the event the transaction contemplated in the Purchase Agreement terminates for any reason prior to the Closing, this Agreement shall terminate and be of no further force or effect. In such event, the documents delivered to Escrow Agent by the District pursuant to this Agreement shall be promptly returned to the District.

8. Specific Performance. The Parties hereto agree that irreparable damage would occur in the event that any of the provisions of this Agreement were not performed in accordance with their specific terms or were otherwise breached. It is accordingly agreed that the Parties shall be entitled to an injunction or injunctions to prevent breaches of this Agreement and to enforce specifically the terms and provisions hereof in any court of the State of California having jurisdiction.

9. Governing Law. This Agreement shall be interpreted, construed, and enforced in accordance with the laws of the State of California.

10. Attorney’s Fees. If either Party files any action or brings any proceedings against the other arising out of this Agreement, the prevailing party shall be entitled to recover, in addition to its costs of suit and damages, reasonable attorneys’ fees to be fixed by the court. A “prevailing party” shall be the Party who is entitled to recover its costs of suit, whether or not suit proceeds to final judgment. No sum for attorneys’ fees shall be counted in calculating the amount of a judgment for purposes of determining whether a Party is entitled to its costs or attorneys’ fees.

11. Counterparts. This Agreement may be executed in any number of counterparts, each of which shall be deemed an original and all of which shall constitute one agreement with the same effect as if all parties had signed the same signature page. Signatures delivered via electronic means shall be accepted and binding as if original.

12. Captions. Section titles and captions contained in this Agreement are inserted as a matter of convenience and for reference, and in no way are intended to define, limit, extend or describe the scope of this Agreement or the intent of any of its provisions.

13. Successors and Assigns. Each and all of the covenants and conditions of this Agreement shall inure to the benefit of and shall be binding upon the successors-in-interest, assigns, and representatives of the Parties hereto.

14. No Partnership or Joint Venture. No agency, partnership, joint venture or other relationship between the Parties is intended hereby, and neither Party shall be deemed the agent, servant, employee, partner or joint venturer of the other through this Agreement.

15. No Personal Liability. No officer, manager, member, employee, or agent of any Party, shall have any personal liability, directly or indirectly, under or in connection with this Agreement, or any other documents made or entered into under or in connection with the provisions of this Agreement.

[REMAINDER OF PAGE IS INTENTIONALLY BLANK]

IN WITNESS WHEREOF, the Parties have executed this Agreement as of the Effective Date.

OWNER:

International Church of the Foursquare Gospel,
a California non-profit corporation

By: _____
Name: _____
Title: _____

LEGACY:

Legacy Partners Residential LLC,
a Delaware limited liability company

By: _____
Name: **Timothy J. O'Brien**
Title: **Senior Managing Director**

DISTRICT:

Santa Ana Unified School District,
a California public school district

By: _____
Name: _____
Title: _____

ATTEST:

Clerk of the Governing Board of the Santa
Ana Unified School District

EXHIBIT A

FIRST AMENDMENT TO EASEMENT AGREEMENT

[Attached]

RECORDING REQUESTED BY
AND WHEN RECORDED MAIL TO:

Anne Keeler Wright, Esq.
Schultz & Wright, LLP
545 Middlefield Rd., Suite 160
Menlo Park, CA 94025

(Above Space for Recorder's Use Only)

FIRST AMENDMENT
TO
EASEMENT AGREEMENT

THIS FIRST AMENDMENT TO EASEMENT AGREEMENT (this "**First Amendment**"), is made and entered into as of _____ by and between SANTA ANA UNIFIED SCHOOL DISTRICT, a California public school district ("**District**"), and _____, a _____ ("**Apartments Owner**") (the parties hereto may be individually referred to as a "**Party**" and collectively as "**Parties**"), with reference to the following:

WHEREAS, Apartments Owner is the owner, as successor in interest to the International Church of the Foursquare Gospel, of certain real property which is located in Santa Ana, California, as more particularly described in **Exhibit A** attached hereto (the "**Apartments Parcel**") which is subject to that certain Easement Agreement dated March 22, 2005 and recorded on July 19, 2006 in the Official Records of Orange County as **Instrument Number 2006000479465** (the "**Easement Agreement**"). The Apartments Parcel is referenced in the Easement Agreement as the "Church Parcel";

WHEREAS, District is the owner of certain real property adjacent to the Apartments Parcel and more particularly described in **Exhibit B** attached hereto (the "**District Parcel**") which, pursuant to the Easement Agreement, is benefitted by a non-exclusive, appurtenant, perpetual easement for the access, ingress and egress of motor vehicles and pedestrians, as well as incidental surface drainage, to and from and over and across, the Access Drive located upon the Easement Area (as defined in the Easement Agreement) on the Apartments Parcel, as more particularly described in and subject to the terms of the Easement Agreement (the "**Existing Easement Area**");

WHEREAS, in connection with the redevelopment of the Apartments Parcel, District and Apartments Owner desire to relocate the Existing Easement Area as more particularly set forth below; and

WHEREAS, pursuant to the Easement Agreement, the District was granted certain rights

of first refusal to purchase the Apartments Parcel and the District and Apartments Owner have agreed to terminate such rights. However, any sale of the Apartments Parcel to a third party will not terminate the Easement. The Easement is an interest in real property benefitting the District Parcel and burdening the Apartments Parcel, binding on any future owners.

NOW, THEREFORE, for good and valuable consideration, the receipt and sufficiency of which are hereby acknowledged, Apartments Owner and District hereby agree to the following:

1. Terms. All initially capitalized terms which are used in this First Amendment, but not otherwise defined herein, shall have the same meanings as ascribed thereto in the Easement Agreement.

2. Replacement Terms.

a. The term “Church” as used in the Easement Agreement is hereby replaced with “Apartments Owner”.

b. The term “Church Parcel” as used in the Easement Agreement is hereby replaced with “Apartments Parcel”.

3. Site Plan. Exhibit C to the Easement Agreement is hereby replaced with the Site Plan attached hereto as Exhibit C (the “**New Site Plan**”). All references in the Easement Agreement to the Site Plan are hereby deemed to refer to the New Site Plan attached hereto. All references to the “Access Drive” in the Easement Agreement are hereby deemed to refer to the Access Drive shown on the New Site Plan attached hereto.

4. Easement. Exhibit D to the Easement Agreement is hereby replaced with Exhibit D attached hereto (the “**Relocated Access Easement Area**”). All references to the “Easement Area” in the Easement Agreement are hereby deemed to refer to the Relocated Access Easement Area. District hereby quitclaims and conveys to the Apartments Owner any interest District has in the portions of the Apartments Parcel which are not included in the Relocated Access Easement Area. Apartments Owner hereby grants to the Grantees, subject to the provisions of the Easement Agreement, a non-exclusive, appurtenant, perpetual easement (the “**Relocated Access Easement**”) for the access, ingress and egress of motor vehicles and pedestrians, during the Designated Times (as defined herein), as well as incidental surface drainage, to and from and over and across, the Access Drive located upon the Relocated Access Easement Area. All references to the “Easement” in the Easement Agreement and within this First Amendment are hereby deemed to refer to the Relocated Access Easement.

5. Temporary NDC License Terminated. Pursuant to the Easement Agreement, a License was granted to Nexus Development Corporation/Central Division, a California corporation (“NDC”). Apartments Owner and District hereby certify and acknowledge that the Construction Activities with respect to the Apartments Parcel and the District Parcel have been completed and the Term of the License and NDC’s rights under the Easement Agreement have terminated pursuant to the terms of Section 1(b) of the Easement Agreement.

6. Limitations on Use. Section 7(b) of the Easement Agreement is hereby deleted and replaced with the following:

“(b) Limitations on Use. The Easement may be used by Grantees for the sole purpose of accessing the drop off and pick up areas on the District Parcel for Taft students during the hours of 8:00 am to 10:30 am and from 12:00 pm to 3:15 pm on all legal school days (the “**Designated Times**”). Subject to the prior approval of the Apartments Owner, the District may modify the Designated Times set forth above upon fourteen (14) days’ written notice, in the interest of meeting the ongoing needs of Taft. However, in all events the “Designated Times” shall include not less than one (1) hour in the morning and not less than one (1) hour after Noon for the purpose of accessing the drop off and pick up areas on the District Parcel for Taft students.”

7. Indemnification. Sections 9(a) and 9(b) of the Easement Agreement are hereby deleted and replaced with the following:

“(a) Subject to the provisions of the “Limitation of Apartments Owner’s Responsibility” Section 10 herein, the Apartments Owner shall indemnify, defend, protect, release, and forever hold harmless the District (and all of its officers, directors, shareholders, partners, members, agents, representatives, managers, students, parents, children, visitors, lessees, licensees, invitees, trustees, all those acting on behalf of the District, staff, and employees) (collectively, “**District’s Representatives**”) to the maximum extent possible under law, from and against any and all liabilities (legal, administrative, or otherwise), claims, damages, losses, demands, assessments, counts, fines, suits (legal or in equity), judgments, notices, penalties, violations, costs and expenses of any nature whatsoever (including, without limitation, attorneys’ fees and consultants’ fees incurred responding to a third-party claim, all incidental or consequential damages, and claims made by or on behalf of tenants of the Apartments Parcel, guests of tenants, and employees of Apartments Parcel) (collectively, “**Claims**”), arising from or in connection with Apartments Owner’s (including but not limited to its officers, directors, shareholders, partners, members, agents, representatives, managers, contractors, consultants, employees, and all others acting on behalf of Apartments Owner) (collectively, the “**Apartments Owner Representatives**”) failure to perform its obligations under this Agreement and/or arising from the negligence or willful misconduct of the Apartments Owner or the Apartments Owner Representatives in relation to the Relocated Access Easement Area, except for such Claims to the extent caused by the gross negligence or willful misconduct of the District or any District’s Representatives in relation to the Relocated Access Easement Area.

(b) The District shall indemnify, defend, protect, release, and forever hold harmless the Apartments Owner (and all of its officers, directors, shareholders, partners, members, agents, representatives, managers, guests, invitees and employees) to the maximum extent possible under law, from and against any and all Claims, arising from or in connection with District’s failure to perform its obligations under this Agreement and/or arising from the negligence or willful misconduct of the District, its agents, representatives, employees, students of Taft Elementary School during school hours,

guests of students during school hours, staff and/or faculty of Taft Elementary School, in relation to the Relocated Access Easement Area, except for such Claims to the extent caused by the gross negligence or willful misconduct of the Apartments Owner or any Apartments Owner Representatives in relation to the Relocated Access Easement Area.”

8. Limitation of Apartments Owner’s Responsibility. Section 10 of the Easement Agreement is hereby deleted and replaced with the following:

“Limitation of Apartments Owner’s Responsibility. The Apartments Owner shall have no responsibility for the supervision of Taft’s supplemental drop-off/pick-up process. All adults required to carry out the process shall be District employees or authorized volunteers. Should fencing be established that separates the Apartments Parcel from the District Parcel and restricts access to the drop off lane on the District Parcel, the District shall be responsible for the opening and closing of the gate(s). However, if any such gate is left open, the Apartments Owner may close the gate outside of the Designated Times.”

9. Termination of Right of First Refusal. Apartments Owner and District hereby agree that Section 12 of the Easement Agreement is hereby deleted and shall be of no further force or effect.

10. Apartments Owner’s Right to Terminate. Section 13 of the Easement Agreement is hereby deleted and replaced with the following:

“Apartments Owner’s Right to Terminate. The District and the Apartments Owner acknowledge that the District is currently operating Taft as an elementary school. In the event that the District changes the use of Taft to any use other than for school purposes, the Apartments Owner shall have the right to terminate the Easement granted herein upon twelve (12) months prior written notice to the District. Six (6) months before the change in use occurs, District must give written notice to Apartments Owner of the change in use. If Apartments Owner elects to terminate the Easement, Apartments Owner shall send written notice of the termination to the District. Upon receiving written notice of termination, District agrees to execute all documents necessary to terminate the Easement within thirty (30) days of receiving the written notice. Upon such termination, the Improvements on the Apartments Parcel shall, at the Apartments Owner’s option, remain in place. If the Apartments Owner so elects, it may remove those Improvements on the Apartments Parcel at its expense.”

11. Notices. Section 18 of the Easement Agreement is hereby modified to a) provide that notices shall also be effective when transmitted via email, provided a hard copy of such transmission is thereafter delivered in one of the methods described in Section 18, and b) replace the notice addresses for the Church with the following for Apartments Owner:

c/o Legacy Partners, Inc.
5141 California Avenue, Suite 100
Irvine, CA 92617
Attn: Timothy O'Brien

E-mail: tobrien@legacypartners.com

with a copy to:

Schultz & Wright, LLP
545 Middlefield Rd., Suite 160
Menlo Park, California 94025
Attn: Anne Keeler Wright, Esq.
E-mail: wright@swllp.com

12. Authority. Each individual executing this First Amendment represents that he or she is duly authorized to execute and deliver this First Amendment on behalf of the party for which he or she is signing, and that this First Amendment is binding upon the party for which he or she is signing in accordance with its terms.

13. Easement Agreement Ratified. Except as specifically modified by this First Amendment, the Easement Agreement and all of the terms and conditions thereof shall remain in full force and effect, and shall continue to govern the rights and obligations of the District and Apartments Owner with respect to the matters that are the subject of the Easement Agreement; and all provisions and covenants of the Easement Agreement are and shall remain in full force and effect as stated therein, except to the extent specifically modified by the provisions of this First Amendment. In that regard, the Easement Agreement and this First Amendment, including all exhibits and addenda to each such document, constitute the entire agreement between the Parties relative to the subject matter hereof and thereof and supersede all prior and contemporaneous agreements and understandings of District and Apartments Owner in connection therewith. The Relocated Access Easement, subject to the terms and conditions of the Easement Agreement, shall benefit, be appurtenant to, and run with the District Parcel, and shall encumber, be imposed upon, and run with the Apartments Parcel.

14. Counterparts. This First Amendment may be executed in counterparts, each of which shall be deemed an original and all of said counterparts shall constitute but one and the same instrument.

[REMAINDER OF PAGE IS INTENTIONALLY BLANK.
SIGNATURES ON FOLLOWING PAGE.]

IN WITNESS WHEREOF, the parties have executed this First Amendment to be effective as of the date first set forth above.

DISTRICT:

Santa Ana Unified School District,
a California public school district

By: _____
Name: _____
Title: _____

ATTEST:

Clerk of the Governing Board of the Santa
Ana Unified School District

[APARTMENTS OWNER'S SIGNATURE ON NEXT PAGE]

[INSERT REPLACEMENT SIGNATURE PAGE FOR BUYER / APARTMENTS OWNER]

APARTMENTS OWNER:

_____, a

By: _____

Name: _____

Title: _____

A Notary Public or other officer completing this certificate verifies only the identity of the individual who signed the document to which this certificate is attached, and not the truthfulness, accuracy, or validity of that document.

STATE OF CALIFORNIA)

COUNTY OF _____)

On _____ before me, _____, a notary public, personally appeared _____, who proved to me on the basis of satisfactory evidence to be the person(s) whose name(s) is/are subscribed to the within instrument and acknowledged to me that he/she/they executed the same in his/her/their authorized capacity(ies), and that by his/her/their signature(s) on the instrument the person(s), or the entity upon behalf of which the person(s) acted, executed the instrument.

I certify under PENALTY OF PERJURY under the laws of the State of California that the foregoing paragraph is true and correct.

WITNESS my hand and official seal.

Signature of Notary (Seal)

EXHIBIT A

LEGAL DESCRIPTION OF APARTMENTS PARCEL

All that certain real property situated in the County of Orange, State of California, described as follows:

THAT PORTION OF THE NORTHEAST QUARTER OF SECTION 36, TOWNSHIP 5 SOUTH, RANGE 10 WEST, IN THE LAND ALLOTTED TO JAMES MCFADDEN, IN DECREE OF PARTITION OF THE RANCHO SANTIAGO DE SANTA ANA, RECORDED IN BOOK B OF JUDGMENTS OF THE 17TH JUDICIAL DISTRICT COURT OF CALIFORNIA, IN THE CITY OF SANTA ANA, COUNTY OF ORANGE, STATE OF CALIFORNIA, DESCRIBED AS FOLLOWS:

BEGINNING AT THE SOUTHEAST CORNER OF THE LAND DESCRIBED IN THE DEED RECORDED JULY 5, 1966 IN BOOK 7979 PAGE 946 OF OFFICIAL RECORDS, OF SAID ORANGE COUNTY;

THENCE ALONG THE SOUTH LINE OF SAID LAND, NORTH 89°40'33" WEST 600.00 FEET TO THE EAST LINE OF THE LAND DESCRIBED IN THE DEED RECORDED OCTOBER 29, 1953 IN BOOK 2604, PAGE 17 OF OFFICIAL RECORDS OF SAID ORANGE COUNTY;

THENCE ALONG SAID EAST LINE SOUTH 0°40'10" WEST 260.54 FEET TO A LINE THAT IS PARALLEL WITH AND DISTANT NORTHERLY 40.00 FEET, MEASURED AT RIGHT ANGLES, FROM THE SOUTH LINE OF SAID NORTHEAST QUARTER; THENCE ALONG SAID PARALLEL LINE, SOUTH 89°40'33" EAST, 600.00 FEET; THENCE NORTH 0°40'10" EAST 260.54 FEET TO THE POINT OF BEGINNING.

SAID LAND IS SHOWN ON A MAP FILED IN BOOK 19, PAGE 24 OF PARCEL MAPS, IN THE OFFICE OF THE COUNTY RECORDER OF SAID ORANGE COUNTY.

Assessor's Parcel Number: 410-111-02

EXHIBIT B

LEGAL DESCRIPTION OF DISTRICT PARCEL

500 Keller Ave., Santa Ana, CA

APN 410-111-03

Abbreviated Description: 5 TWP 5 RGE 10 SEC 36 SEC 36 T 5 R 10 POR NE 1/4

[Insert full legal description.]

EXHIBIT C

APARTMENTS PARCEL NEW SITE PLAN

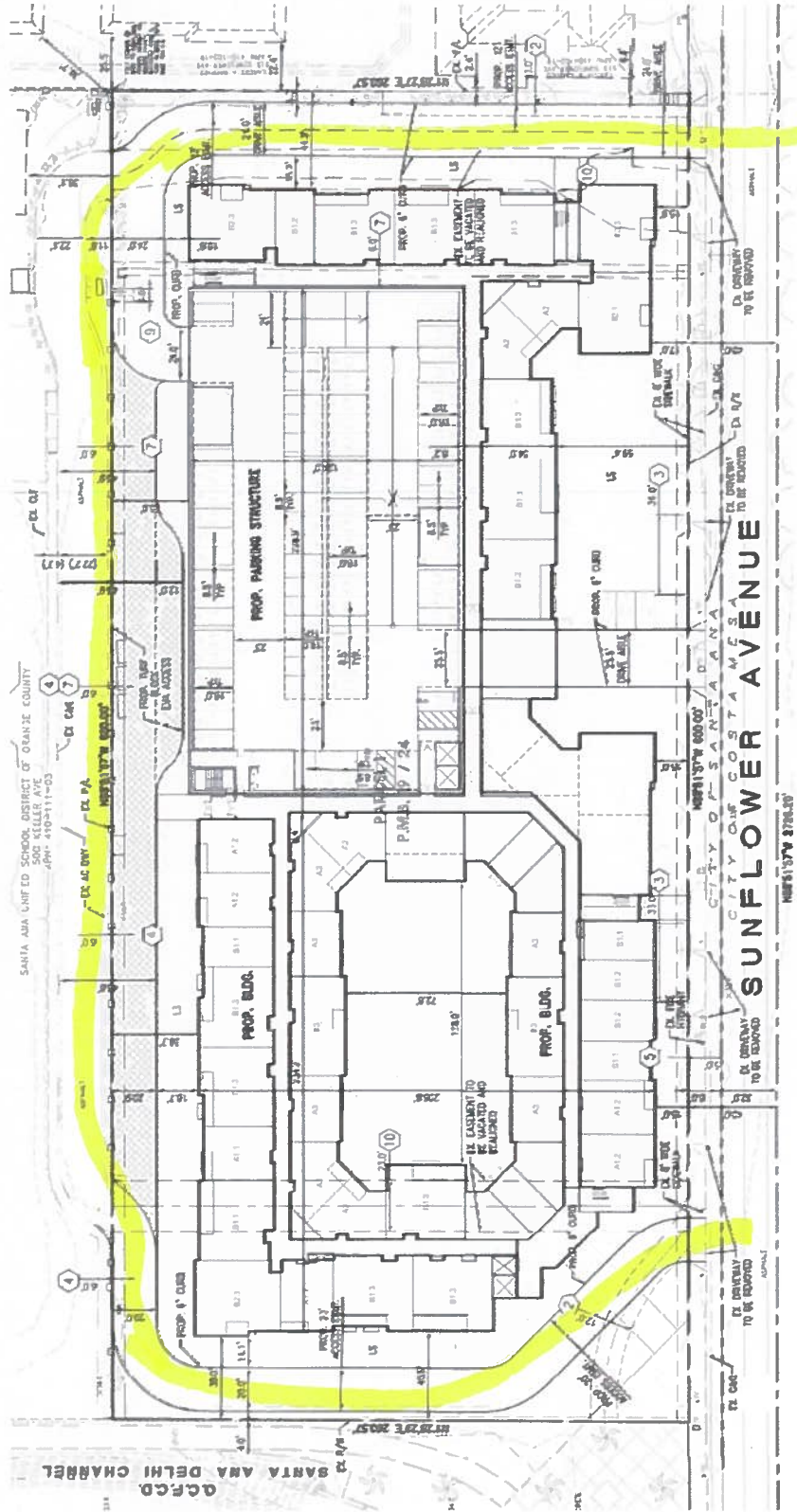
[To Be Attached Prior to Recording]

EXHIBIT D

LEGAL DESCRIPTION AND DEPICTION OF RELOCATED ACCESS EASEMENT AREA

[To Be Attached Prior to Recording]

ENGINEER SITE PLAN
651 SUNFLOWER AVENUE
CITY OF SANTA ANA, COUNTY OF ORANGE
STATE OF CALIFORNIA



AGENDA ITEM BACKUP SHEET
June 26, 2018

Board Meeting

TITLE: Adoption of Resolution No. 17/18-3251 – Proclaiming July 22, 2018 as National Parents’ Day in Santa Ana Unified School District

ITEM: Action

SUBMITTED BY: Sonia R. Llamas, Ed.D., L.C.S.W., Assistant Superintendent, K-12 School Performance and Culture

BACKGROUND INFORMATION:

The purpose of this agenda item is to seek Board adoption of Resolution No. 17/18-3251 to declare Sunday, July 22, 2018 as National Parents’ Day in the Santa Ana Unified School District (SAUSD).

RATIONALE:

In recognition of parents and in appreciation of their ongoing support to the programs of the District teachers and students in the schools, it is appropriate that Parents’ Day be officially acknowledged by SAUSD.

FUNDING:

No Fiscal Impact

RECOMMENDATION:

Adopt Resolution No. 17/18-3251 proclaiming July 22, 2018 as National Parents’ Day in the Santa Ana Unified School District.

1 RESOLUTION NO. 17/18-3251

2 BOARD OF EDUCATION

3 SANTA ANA UNIFIED SCHOOL DISTRICT

4 ORANGE COUNTY, CALIFORNIA

5
6 Proclamation Declaring July 22, 2018 as National Parents' Day

7
8 WHEREAS, parent participation and involvement increase student achievement;

9 WHEREAS, all families can, and do, contribute to their children's success;

10 WHEREAS, meaningful parent knowledge and skills, via the Santa Ana Unified
11 School District, are necessary to present a parent voice and to help shape the
12 direction of their families, school programs, and communities;

13 WHEREAS, the home environment is a powerful influence, not only on how children
14 perform, but also on how far they go in their schooling;

15 WHEREAS, the Board of Education of the Santa Ana Unified School District
16 recognizes that parents are critical contributors to student achievement;

17 WHEREAS, the Board of Education recognizes the vital importance of partnering
18 with parents and assists public systems and private organizations, and other key
19 stakeholders to effectively implement parent strategies;

20 WHEREAS, the Board of Education recognizes, honors, and celebrates parents for
21 the vital leadership roles in their homes and communities;

22 WHEREAS, Sunday, July 22, 2018 has been designated as National Parents' Day.

23 NOW, THEREFORE, BE IT RESOLVED: That the Santa Ana Unified School District's
24 Board of Education declares Sunday, July 22, 2018, as "National Parents' Day" in
25 the Santa Ana Unified School District and encourages all to celebrate this occasion.
26
27

1 PASSED AND ADOPTED by the Santa Ana Unified School District Governing Board on June
2 26, 2018 by the following vote:

3 AYES:

4 NOES:

5 ABSENT:

6 STATE OF CALIFORNIA)

7) ss.

8 COUNTY OF ORANGE)

9

10 I, Alfonso Alvarez, Ed.D., Clerk of the Board of Education of the Santa Ana
11 Unified School District of Orange County, California, hereby certify that the above
12 and foregoing resolution was duly adopted by the said Board at a regular meeting
13 thereof held on 26 day of June, 2018 and passed by a vote of _____ of said
14 Board.

15

16 BOARD OF EDUCATION

17 SANTA ANA UNIFIED SCHOOL DISTRICT

18

19

20

21

By: _____

22

Alfonso Alvarez, Ed.D.

23

Clerk of the Board of Education

24

AGENDA ITEM BACKUP SHEET
June 26, 2018

Board Meeting

TITLE: Approval of Ratification of Agreement with Child Care Careers

ITEM: Action

SUBMITTED BY: Daniel Allen, Ed.D., Assistant Superintendent, Teaching and Learning

PREPARED BY: Charlotte Ervin, Coordinator, Head Start

BACKGROUND INFORMATION:

The purpose of this agenda item is to seek Board approval for ratification of the agreement with Child Care Careers. The contract will be increased by \$25,000.

RATIONALE:

Child Care Careers provides high quality Head Start teachers as substitutes in Preschool classrooms. Due to staff turnover and medical leaves, the demand for Child Care Substitutes was greater than anticipated and requires an increase to the initial agreement. The first amendment to the original agreement went to the Board on April 10, 2018, in the amount of \$29,055.

LCAP Goal #2: Students need access to a high quality curricular and instructional program that is accessible form school and home.”

FUNDING:

California State Preschool Programs Grant: \$25,000

RECOMMENDATION:

Ratify amended agreement with Child Care Careers.

DA:CE:mo

ITEM SUMMARY:
<ul style="list-style-type: none"> • Child Care Careers provides substitutes in preschool classrooms • The original agreement is in the amount of \$73,000 • Previous amendment was for \$29,055 • Ratification to increase by \$25,000 total agreement to \$127,055

Amendment # 3

Contract between Childcare Careers, LLC and Santa Ana Unified School District for Head Start, originally executed 9/7/2017, revised 12/21/2017, 3/16/2018 and 6/5/2018.

This **AMENDMENT** is hereby entered into between the **Santa Ana Unified School District**, hereinafter referred to as "**DISTRICT**" and **Childcare Careers, LLC** hereinafter referred to as "**CONSULTANT.**"

WHEREAS, DISTRICT is authorized by Section 53060 of the California Government Code to contract with and employ any persons for the furnishing of special services and advice in financial, economic, accounting, engineering, legal or administrative matters, if such persons are specially trained and experienced and competent to perform the special services required;

WHEREAS, CONSULTANT is specially trained and experienced and competent to perform the special services required by the **DISTRICT**, and such services are needed on a limited basis;

NOW, THEREFORE, the parties agree to amend the contract executed 9/7/2017 and revised 12/21/2017 as follows:

- 1. CONSULTANT:** Will continue to provide high quality staff for short term assignment or long term assignments for staff vacancies of absences for the Head Start Program.
- 2. Term.** **CONSULTANT** shall commence providing services under this amended **AGREEMENT** on 9/1/2017 and will diligently perform as required and complete performance by 6/30/2018.
- 3. Compensation.** **DISTRICT** agrees to pay the **CONSULTANT** for services satisfactorily rendered pursuant to this **AMENDED AGREEMENT** at fee of \$25,000 for a total fee not to exceed \$127,055 for the entire **AGREEMENT**.

DISTRICT shall pay **CONSULTANT** 30 days after receipts of consultant invoice and with approval of a District representative.

All other terms of the initial **AGREEMENT** shall remain unchanged.

This AMENDED AGREEMENT is entered into this 5th Day of June, 2018.

DISTRICT:

By:

Signature

Manoj Roychowdhury

Printed Name

Assistant Superintendent, Business
Services

Title

Date Signed

CONSULTANT:

By:



Signature

Jason Jones

Printed Name

CEO

Title

6/6/2018

Date Signed

AGENDA ITEM BACKUP SHEET
June 26, 2018

Board Meeting

TITLE: **Approval of Continuing Master Contracts and/or Individual Service Agreements with Nonpublic Schools and Agencies for Students with Disabilities for 2018-19 School Year**

ITEM: **Action**

SUBMITTED BY: **Mayra Helguera, Ed.D., Assistant Superintendent, Special Education/SELPA**

BACKGROUND INFORMATION:

The purpose of this agenda item is to seek Board approval of continuing master contracts and/or individual service agreements with nonpublic schools and agencies for students with disabilities. These students require services that address academic, social-emotional, and other unique needs as identified in their Individualized Education Programs (IEPs). The students' IEP teams recommended placement at a nonpublic school and/or a nonpublic agency for services as necessary, pursuant to an IEP or settlement agreement.

ITEM SUMMARY:
<ul style="list-style-type: none"> • Agreement Starts: <u>July 1, 2018</u> • Agreement Ends: <u>June 30, 2019</u> • Renewable according to students' IEPs • <u>4</u> students will be served • Annual cost: <u>\$336,984.86</u> • Required to comply with students' IEPs

RATIONALE:

The District is required to provide appropriate education, at no cost to parents, for all students with exceptional needs who reside within the District. If a program is not available, necessary contract services are required through a private provider.

LCAP Goal 2.2: Support learning opportunities for current special education students as provided in their Individualized Education Programs (IEPs).

FUNDING:

Special Education: Not to Exceed \$336,984.86

RECOMENDATION:

Approve the continuing master contracts and/or individual service agreements with nonpublic schools and agencies for students with disabilities for the 2018-19 school year.

**Continuing Master Contracts and/or Individual Service Agreements with Nonpublic
Schools and Agencies for Students with Disabilities for 2017-18 School Year**

Board Meeting: June 26, 2018

Del Sol School:

<u>Student #:</u>	<u>Amount:</u>
400634	\$ 54,104
420732	\$ 55,705
428953	\$ 51,438

Total Not to Exceed: \$161,247

Devereux Colorado:

<u>Student #:</u>	<u>Amount:</u>
367981	\$ 175,737.86

Total Not to Exceed: \$ 175,737.86

*NONPUBLIC, NONSECTARIAN
SCHOOL/AGENCY SERVICES*

MASTER CONTRACT

2018-2019

TABLE OF CONTENTS

I. GENERAL PROVISIONS

1. MASTER CONTRACT	1
2. CERTIFICATIONS AND LICENSES	1
3. COMPLIANCE WITH LAWS, STATUTES, REGULATIONS	2
4. TERM OF MASTER CONTRACT	2
5. INTEGRATION/CONTINUANCE OF CONTRACT FOLLOWING EXPIRATION OR TERMINATION	3
6. INDIVIDUAL SERVICES AGREEMENT	3
7. DEFINITIONS	4

II. ADMINISTRATION OF CONTRACT

8. NOTICES	5
9. MAINTENANCE OF RECORDS	5
10. SEVERABILITY CLAUSE	6
11. SUCCESSORS IN INTEREST	6
12. VENUE AND GOVERNING LAW	6
13. MODIFICATIONS AND AMENDMENTS REQUIRED TO CONFORM TO LEGAL AND ADMINISTRATIVE GUIDELINES	6
14. TERMINATION	7
15. INSURANCE	7
16. INDEMNIFICATION AND HOLD HARMLESS	8
17. INDEPENDENT CONTRACTOR	9
18. SUBCONTRACTING	9
19. CONFLICTS OF INTEREST	10
20. NON-DISCRIMINATION	10

III. EDUCATIONAL PROGRAM

21. FREE AND APPROPRIATE PUBLIC EDUCATION	10
22. GENERAL PROGRAM OF INSTRUCTION	11
23. INSTRUCTIONAL MINUTES	12
24. CLASS SIZE	12
25. CALENDARS	13
26. DATA REPORTING	14
27. LEAST RESTRICTIVE ENVIRONMENT/DUAL ENROLLMENT	14
28. STATEWIDE ACHIEVEMENT TESTING AND HIGH SCHOOL EXIT EXAMINATION	14
29. DISTRICT MANDATED ATTENDANCE AT MEETINGS	15
30. POSITIVE BEHAVIOR INTERVENTIONS	15
31. STUDENT DISCIPLINE	16
32. IEP TEAM MEETINGS	16
33. SURROGATE PARENTS	17
34. DUE PROCESS PROCEEDINGS	17
35. COMPLAINT PROCEDURES	17
36. LEA STUDENT PROGRESS REPORTS/REPORT CARD AND ASSESSMENTS	18
37. TRANSCRIPTS	19
38. LEA STUDENT CHANGE OF RESIDENCE	19
39. WITHDRAWAL OF LEA STUDENT FROM PROGRAM	19

40. PARENT ACCESS	19
41. SERVICES AND SUPERVISION AND PROFESSIONAL CONDUCT	19
42. LICENSED CHILDREN'S INSTITUTION CONTRACTORS	20
43. STATE MEAL MANDATE	20
44. MONITORING	21

IV. PERSONNEL

45. CLEARANCE REQUIREMENTS	21
46. STAFF QUALIFICATIONS	22
47. VERIFICATION OF LICENSES, CREDENTIALS AND OTHER DOCUMENTS	22
48. STAFF ABSENCE	23
49. STAFF PROFESSIONAL BEHAVIOR WHEN PROVIDING SERVICES AT SCHOOL OR SCHOOL RELATED EVENTS OR AT SCHOOL FACILITY AND/OR IN THE HOME	23

V. HEALTH AND SAFETY MANDATES

50. HEALTH AND SAFETY	24
51. FACILITIES AND FACILITIES MODIFICATION	24
52. ADMINISTRATION OF MEDICATION	24
53. INCIDENT/ACCIDENT REPORTING	24
54. CHILD ABUSE REPORTING	25
55. SEXUAL HARASSMENT/DISCRIMINATION	25
56. REPORTING OF MISSING CHILDREN	25

VI. FINANCIAL

57. ENROLLMENT, CONTRACTING, SERVICE TRACKING, ATTENDANCE REPORTING AND BILLING PROCEDURES	25
58. RIGHT TO WITHHOLD PAYMENT	26
59. PAYMENT FROM OUTSIDE AGENCIES	28
60. PAYMENT FOR ABSENCES	28
61. INSPECTION AND AUDIT	29
62. RATE SCHEDULE	30
63. DEBARMENT CERTIFICATION	30
EXHIBIT A: RATES	32
EXHIBIT B: INDIVIDUAL SERVICES AGREEMENT	34
EXHIBIT C: NOTICES	36

2018-2019

CONTRACT NUMBER:

LEA: *Santa Ana Unified School District*

NONPUBLIC SCHOOL/AGENCY/RELATED SERVICES PROVIDER:

NONPUBLIC, NONSECTARIAN SCHOOL/AGENCY SERVICES
MASTER CONTRACT

AUTHORIZATION FOR MASTER CONTRACT AND GENERAL PROVISIONS

1. MASTER CONTRACT

This Master Contract is entered into this 26th day of June, 2018, between the Santa Ana Unified School District (hereinafter referred to as "District" or local educational agency "LEA") and Del Sol School (hereinafter referred to as "CONTRACTOR") for the purpose of providing special education and/or related services to District students with exceptional needs under the authorization of California Education Code sections 56157, 56361 and 56365 et seq. and Title 5 of the California Code of Regulations section 3000 et seq., AB490 (Chapter 862, Statutes of 2003) and AB1858 (Chapter 914, Statutes of 2004). It is understood that this agreement does not commit the District to pay for special education and/or related services provided to any District student, or CONTRACTOR to provide such special education and/or related services, unless and until an authorized LEA representative approves the provision of special education and/or related services by CONTRACTOR.

Upon acceptance of a student, LEA shall submit to CONTRACTOR an Individual Services Agreement (hereinafter referred to as "ISA"). Unless otherwise agreed in writing, the ISA shall acknowledge CONTRACTOR's obligation to provide all services specified in the student's Individualized Education Plan (hereinafter referred to as "IEP"). The ISA shall be executed within ninety (90) days of an LEA student's enrollment. LEA and CONTRACTOR shall enter into an ISA for each LEA student served by CONTRACTOR.

Unless placement is made pursuant to an Office of Administrative Hearings (hereinafter referred to as "OAH") order, a lawfully executed agreement between LEA and parent, authorized by LEA for a transfer student pursuant to California Education Code section 56325, or otherwise authorized by LEA without a signed IEP, LEA is not responsible for the costs associated with nonpublic school placement until the date on which an IEP team meeting is convened, the IEP team determines that a nonpublic school placement is appropriate, and the IEP is signed by the LEA student's parent.

2. CERTIFICATIONS AND LICENSES

CONTRACTOR shall be certified by the California Department of Education (hereinafter referred to as "CDE") as a nonpublic, nonsectarian school/agency. All nonpublic school and nonpublic agency services shall be provided consistent with the area of certification specified by CDE Certification and as defined in California Education Code, section 56366 et seq. and within the professional scope of practice of each provider's license, certification and/or credential. In addition to meeting the certification requirements of the State of California, a CONTRACTOR that operates a program outside of this State shall be certified or licensed by that state to provide, respectively, special education and related services and designated instruction and related services to pupils under the federal Individuals with Disabilities Education Act (20 U.S.C. Sec. 1400 et seq.).

If CONTRACTOR is a licensed children's institution (hereinafter referred to as "LCI"), CONTRACTOR shall be licensed by the state, or other public agency having delegated authority by contract with the state to license, to provide nonmedical care to children, including, but not limited to, individuals with exceptional needs. The LCI must also comply with all licensing requirements relevant to the protection of the child, and have a special permit, if necessary, to meet the needs of each child so placed. If the CONTRACTOR operates a program outside of California and provides services to LEA students in such out-of-state program, CONTRACTOR must obtain all required licenses from the appropriate licensing agency in both California and in the state where the LCI is located.

A current copy of CONTRACTOR's licenses and nonpublic school/agency certifications, or a validly issued waiver of any such certification, must be provided to LEA on or before the date this Master Contract is executed by CONTRACTOR. CONTRACTOR must immediately (and under no circumstances longer than three (3) calendar days) notify LEA if any such licenses, certifications or waivers are expired, suspended, revoked, rescinded, or subject to a pending administrative or legal complaint or lawsuit, or otherwise nullified during the effective period of this Master Contract. If any such licenses, certifications or waivers are expired, suspended, revoked, rescinded, or otherwise nullified during the effective period of this Master Contract, this Master Contract shall terminate as of the date of such action.

With respect to CONTRACTOR's certification, failure to notify the LEA and CDE of any changes in: (1) credentialed/licensed staff; (2) ownership; (3) management and/or control of the agency; (4) major modification or relocation of facilities; or (5) significant modification of the program, constitutes a breach of the Master Contract and may result in the termination of this Master Contract by the LEA and/or suspension or revocation of CDE certification.

Total student enrollment shall be limited to capacity as stated on CDE certification. Total class size shall be limited to capacity as stated in Section 24 of the Master Contract.

3. COMPLIANCE WITH LAWS, STATUTES, REGULATIONS

During the term of this Master Contract, CONTRACTOR shall comply with all applicable federal, state, and local statutes, laws, ordinances, rules, policies, and regulations including but not limited to the provision of special education and/or related services, facilities for individuals with exceptional needs, pupil enrollment, attendance and transfer, corporal punishment, pupil discipline, and positive behavioral interventions.

CONTRACTOR acknowledges and understands that LEA may report to the CDE any violations of the provisions of this Master Contract, and that this may result in the suspension and/or revocation of CDE nonpublic school/agency certification pursuant to California Education Code section 56366.4(a).

4. TERM OF MASTER CONTRACT

The term of this Master Contract shall be from July 1, 2018 to June 30, 2019 (Title 5 California Code of Regulations section 3062(a)) unless otherwise stated. Neither the CONTRACTOR nor the LEA is required to renew this Master Contract in subsequent contract years. However, the parties acknowledge that any subsequent Master Contract is to be renegotiated prior to June 30, 2019. In the event a Master Contract is not renegotiated by June 30th, an interim contract may be made available as mutually agreed upon for up to 90 days from July 1 of the new fiscal year. (Title 5, California Code of Regulations, Section 3062(d).) No Master Contract will be offered unless and until all of the contracting requirements have been satisfied. The offer of a Master Contract to a CONTRACTOR is at the sole discretion of the LEA. Requests for renegotiation of any rate, including but not limited to, related services for the subsequent contract year, are to be submitted in

writing to Orange County Department of Education, Special Education Division, 200 Kalmus Drive, P.O. Box 9050, Costa Mesa, CA 92628-9050 prior to January 31, 2019.

5. INTEGRATION/CONTINUANCE OF CONTRACT FOLLOWING EXPIRATION OR TERMINATION

This Master Contract includes each Individual Services Agreement which is incorporated herein by this reference. This Master Contract supersedes any prior or contemporaneous written or oral understanding or agreement. This Master Contract may be amended only by written amendment executed by both parties.

CONTRACTOR shall provide the LEA with all information as requested in writing to secure a Master Contract or a renewal.

At a minimum, such information shall include copies of teacher credentials and clearance, insurance documentation and CDE certification. The LEA may require additional information as applicable. If the application packet is not completed and returned to the LEA, no Master Contract will be issued. If CONTRACTOR does not return the Master Contract to the LEA duly signed by an authorized representative within ninety (90) calendar days of issuance by LEA, the new contract rates will not take effect until the newly executed Master Contract is received by the LEA and will not be retroactive to the first day of the new Master Contract's effective date. If CONTRACTOR fails to execute the new Master Contract within such ninety (90) calendar day period, all payments shall cease until such time as the new Master Contract is signed. (California Education Code sections 56366(c)(1) and (2).) In the event that this Master Contract expires or terminates, CONTRACTOR and LEA shall continue to be bound to all of the terms and conditions of the most recent executed Master Contract between CONTRACTOR and LEA for so long as CONTRACTOR is servicing authorized LEA students at the direction of the LEA.

6. INDIVIDUAL SERVICES AGREEMENT

This Master Contract shall include an ISA developed for each LEA student for whom CONTRACTOR is to provide special education and/or related services. An ISA shall be substantially similar in form and content to the ISA set forth in Exhibit B, attached hereto and incorporated herein by reference. An ISA shall only be issued for LEA students enrolled with the approval of the LEA pursuant to Education Code section 56366(a)(2)(A). An ISA may be effective for more than one contract year provided that there is a concurrent Master Contract in effect. In the event that this Master Contract expires or terminates, CONTRACTOR shall continue to be bound to all of the terms and conditions of the most recent executed ISAs between CONTRACTOR and LEA for so long as CONTRACTOR is servicing authorized LEA students.

Any and all changes to a LEA student's educational placement/program provided under this Master Contract and/or an ISA shall be made solely on the basis of a revision to the LEA student's IEP. At any time during the term of this Master Contract, a LEA student's parent, CONTRACTOR, or LEA may request a review of a LEA student's IEP subject to all procedural safeguards required by law.

Unless otherwise provided in this Master Contract, the CONTRACTOR shall provide all services specified in the IEP unless the CONTRACTOR and the LEA agree otherwise in the ISA (California Education Code sections 56366(a)(5) and 3062(e)). In the event the CONTRACTOR is unable to provide a specific service at any time during the life of the ISA, the CONTRACTOR shall notify the LEA in writing within five (5) business days of the last date a service was provided.

If a parent or LEA contests the termination of an ISA by initiating a due process proceeding with the OAH, CONTRACTOR shall abide by the "stay-put" requirement of state and federal law unless the

parent agrees otherwise. CONTRACTOR shall abide by the "stay-put" requirement of state and federal law when placement in an interim alternative educational setting is made by the LEA or OAH consistent with 20 U.S.C. section 1415(k)(1). CONTRACTOR shall adhere to all the LEA requirements concerning changes in placement.

Disagreements between the LEA and CONTRACTOR concerning the formulation of an ISA or the Master Contract may be appealed to the County Superintendent of Schools of the County where the LEA is located, or the State Superintendent of Public Instruction pursuant to the provisions of California Education Code section 56366(c)(2). Nothing herein shall limit LEA or CONTRACTOR from engaging in alternative dispute resolution. CONTRACTOR disagrees with the language of Education Code section 56366(c)(2), and nothing herein shall constitute a waiver by CONTRACTOR of its rights to challenge that provision.

7. DEFINITIONS

The following definitions shall apply for purposes of this contract:

- a. The term "CONTRACTOR" means a nonpublic, nonsectarian school/agency certified by the California Department of Education and identified in Paragraph 1 above.
- b. The term "authorized LEA representative" means a LEA administrator designated to be responsible for nonpublic school/agencies.
- c. The term "credential" means a valid credential, life diploma, permit, or document in special education or pupil personnel services issued by, or under the jurisdiction of, the State Board of Education if issued prior to 1970 or the California Commission on Teacher Credentialing, which entitles the holder thereof to perform services for which certification qualifications are required as defined in Title 5 of the California Code of Regulations section 3001(g).
- d. The term "qualified" means that a person holds a certificate, permit or other document equivalent to that which staff in a public school are required to hold to provide special education and designated instruction and services, and has met federal and state certification, licensing, registration, or other comparable requirements which apply to the area in which he or she is providing special education or related services, including those requirements set forth in Title 5 of the California Code of Regulations sections 3064 and 3065, or, in the absence of such requirements, the state-education-agency-approved or recognized requirements, and adheres to the standards of professional practice established in federal and state law or regulation, including the standards contained in the California Business and Professions Code. Nothing in this definition shall be construed as restricting the activities of services of a graduate needing direct hours leading to licensure, or of a student teacher or intern leading to a graduate degree at an accredited or approved college or university, as authorized by state laws or regulations.
- e. The term "license" means a valid nonexpired document issued by a licensing agency within the Department of Consumer Affairs or other state licensing office authorized to grant licenses and authorizing the bearer of the document to provide certain professional services, including but not limited to mental health and board and care services at a residential placement, or refer to themselves using a specified professional title. If a license is not available through an appropriate state licensing agency, a certificate of registration with the appropriate professional organization at the national or state level which has standards established for the certificate that are equivalent to a license, shall be deemed to be a license as defined in Title 5 of the California Code of Regulations section 3001(r).

- f. Parent means a biological or adoptive parent unless the biological or adoptive parent does not have legal authority to make educational decisions for the child, a guardian generally authorized to act as the child's parent or authorized to make educational decisions for the child, an individual acting in the place of a biological or adoptive parent, including a grandparent, stepparent, or other relative with whom the child lives, or an individual who is legally responsible for the child's welfare, a surrogate parent, a foster parent if the authority of the biological or adoptive parent to make educational decisions on the child's behalf has been specifically limited by court order in accordance with Code of Federal Regulations 300.30(b)(1) or (2). Parent does not include the state or any political subdivision of government or the nonpublic school or agency under contract with the LEA for the provision of special education or designated instruction and services for a child. (California Education Code section 56028).
- g. The term "days" means calendar days unless otherwise specified.
- h. The phrase "billable day" means a school day in which instructional minutes meet or exceed those in comparable LEA programs.
- i. The phrase "billable day of attendance" means a school day as defined in California Education Code Section 46307, in which a LEA student is in attendance and in which instructional minutes meet or exceed those in comparable LEA programs unless otherwise stipulated in an IEP or ISA.
- j. It is understood that the term "Master Contract" also means "Agreement" and is referred to as such in this document.

ADMINISTRATION OF CONTRACT

8. NOTICES

All notices provided for by this Master Contract shall be in writing. Notices shall be mailed by first class mail deposited with the United States Postal Service or delivered by hand and shall be effective as of the date of receipt by addressee. E-mail notifications may be used provided that a hard copy is also mailed by first class mail deposited with the United States Postal Service or delivered by hand and shall be effective as of the date of receipt by addressee via first class mail or hand delivery.

All notices mailed to the LEA shall be addressed to the person, or his/her designee as indicated on Exhibit C, attached hereto and incorporated herein by reference. Notices to CONTRACTOR shall be addressed as indicated on signature page of this Master Contract.

9. MAINTENANCE OF RECORDS

All records shall be maintained by CONTRACTOR as required by state and federal laws and regulations. Notwithstanding the foregoing sentence, CONTRACTOR shall maintain all records for at least five (5) years after the termination of this Master Contract. For purposes of this Master Contract, "records" shall include, but not be limited to student records as defined by California Education Code section 49061(b) including electronically stored information; cost data records as set forth in Title 5 of the California Code of Regulations section 3061; registers and roll books of teachers and/or daily service providers; daily service logs and notes and other documents used to record the provision of related services including supervision; daily service logs and notes used to record the provision of services provided through additional instructional assistants, NPA behavior intervention aides, and bus aides; absence verification records (parent/doctor notes, telephone logs, and related documents) if the CONTRACTOR is funded for excused absences, however, such records are not required if positive attendance is required; bus rosters; staff lists specifying

credentials held and documents evidencing other staff qualifications, social security numbers, dates of hire, and dates of termination; records of employee training and certification, staff time sheets; non-paid staff and volunteer sign-in sheets; transportation and other related services subcontracts; school calendars; bell/class schedules when applicable; liability and worker's compensation insurance policies; state nonpublic school and/or agency certifications by-laws; lists of current board of directors/trustees, if incorporated; documents evidencing financial expenditures; federal/state payroll quarterly reports; and bank statements and canceled checks or facsimile thereof.

CONTRACTOR shall maintain LEA student records in a secure location to ensure confidentiality and prevent unauthorized access. CONTRACTOR shall maintain a current list of the names and positions of CONTRACTOR's employees who have access to confidential records. CONTRACTOR shall maintain an access log for each LEA student's record which lists all persons, agencies, or organizations requesting or receiving information from the record. Such log shall be maintained as required by California Education Code section 49064 and include the name, title, agency/organization affiliation, and date/time of access for each individual requesting or receiving information from the LEA student's record. Such log needs to record access to the LEA student's records by: (a) the LEA student's parent; (b) an individual to whom written consent has been executed by the LEA student's parent; or (c) employees of LEA or CONTRACTOR having a legitimate educational interest in requesting or receiving information from the record. CONTRACTOR/LEA shall maintain copies of any written parental concerns granting access to student records. For purposes of this paragraph, "employees of LEA or CONTRACTOR" do not include subcontractors. CONTRACTOR shall grant parents access to student records, and comply with parents' requests for copies of student records, as required by state and federal laws and regulations. CONTRACTOR agrees, in the event of school or agency closure, to forward all records within five (5) business days to LEA. These shall include, but not limited to, current transcripts, IEP/ISPs, and reports. CONTRACTOR acknowledges and agrees that all student records maintained by CONTRACTOR as required by state and federal laws and regulations are the property of LEA and must be returned to LEA without dissemination to any other entity.

10. SEVERABILITY CLAUSE

If any provision of this Master Contract is held, in whole or in part, to be unenforceable for any reason, the remainder of that provision and of the entire Agreement shall be severable and remain in effect.

11. SUCCESSORS IN INTEREST

This contract binds CONTRACTOR's successors and assignees. CONTRACTOR shall notify the LEA of any change of ownership or corporate control.

12. VENUE AND GOVERNING LAW

The laws of the State of California shall govern the terms and conditions of this Master Contract with venue in Orange County.

13. MODIFICATIONS AND AMENDMENTS REQUIRED TO CONFORM TO LEGAL AND ADMINISTRATIVE GUIDELINES

This Master Contract may be modified or amended to conform to administrative and statutory guidelines issued by any state, federal or local governmental agency. The party seeking such modification shall provide thirty (30) days' notice of any such changes or modifications made to conform to administrative or statutory guidelines and a copy of the statute or regulation upon which

the modification or changes are based. If the parties cannot agree on such modifications or amendments, this Master Contract may be terminated in accordance with Paragraph 14.

14. TERMINATION

This Master Contract or an Individual Service Agreement may be terminated for cause. The cause shall not be the availability of a public class initiated during the period of the Master Contract or ISA unless the parent agrees to the transfer of the student to the public school program at an IEP team meeting. To terminate the Master Contract for cause, either party shall give twenty (20) days prior written notice to the other party (California Education Code section 56366(a)(4)). At the time of termination, CONTRACTOR shall provide to the LEA any and all documents CONTRACTOR is required to maintain under this Master Contract. ISAs are void upon termination of this Master Contract, except as specified above in Paragraph 5. CONTRACTOR or the LEA may also terminate an individual ISA for cause. To terminate the ISA, either party shall also give twenty (20) days prior written notice to the other.

15. INSURANCE

CONTRACTOR shall, at his, her, or its sole cost and expense, maintain in full force and effect, during the term of this Agreement, the following insurance coverage from a California licensed and/or admitted insurer with an A minus (A-), VII, or better rating from A.M. Best, sufficient to cover any claims, damages, liabilities, costs and expenses (including counsel fees) arising out of or in connection with CONTRACTOR'S fulfillment of any of its obligations under this Agreement:

- A. **Commercial General Liability Insurance**, including both bodily injury and property damage, with minimum limits as follows:

\$1,000,000 per occurrence
\$ 5,000 medical expenses
\$1,000,000 personal & adv. injury
\$2,000,000 general aggregate
\$5,000,000 sexual abuse or molestation per occurrence for NPS/RTC
\$3,000,000 sexual abuse or molestation per occurrence for NPS
\$3,000,000 sexual abuse or molestation per occurrence for NPA

- B. **Auto Liability Insurance**. To the extent vehicles are used to transport students, such vehicles shall have liability coverage of not less than \$10,000,000 million per occurrence combined single limit.

If CONTRACTOR uses a vehicle to travel to/from school sites, between schools and/or to/from students' homes or other locations as an approved service location by the LEA, CONTRACTOR must comply with State of California auto insurance requirements and maintain liability coverage with minimum limits of \$1,000,000 combined single limit per occurrence.

- C. **Workers' Compensation and Employers Liability Insurance** in a form and amount covering CONTRACTOR'S full liability under the California Workers' Compensation Insurance and Safety Act and in accordance with applicable state and federal laws.

Part A – Statutory Limits

Part B - \$1,000,000/\$1,000,000/\$1,000,000 Employers Liability

- D. **Errors & Omissions (E & O)/Malpractice (Professional Liability)** coverage with the following limits:
- \$1,000,000 per occurrence
 - \$2,000,000 general aggregate
- E. CONTRACTOR, upon execution of this Master Contract and periodically thereafter upon request, shall furnish the LEA with certificates of insurance and endorsements evidencing such coverage. The certificate of insurance shall include a thirty (30) day non-renewal, cancellation or modification notice provision. The Commercial General Liability and Automobile Liability policy shall name the LEA, District's Board of Education, agents, employees and volunteers as additional insured's on all insurance policies and premiums shall be paid by CONTRACTOR and shall be deemed included in CONTRACTOR's obligations under this contract at no additional charge.
- F. Unless CONTRACTOR is insured under the California Private Schools Self Insurance Group (CAPS SIG) or a similar self-insurance group, any deductibles or self-insured retentions above \$100,000 must be declared to and approved by the LEA. At its option, the LEA may require the CONTRACTOR, at the CONTRACTOR's sole cost, to: (a) cause its insurer to reduce to levels specified by the LEA or eliminate such deductibles or self-insured retentions with respect to the LEA, its officials and employees or (b) procure a bond guaranteeing payment of losses and related investigation.
- G. For any claims related to the services provided by CONTRACTOR, the CONTRACTOR's insurance coverage shall be primary insurance as respects the LEA, its subsidiaries, officials and employees. Any insurance or self-insurance maintained by the LEA, its subsidiaries, officials and employees shall be excess of the CONTRACTOR's insurance and shall not contribute with it.
- H. All Certificates of Insurance shall reference the contract number, name of the school or agency submitting the certificate, and the location of the school or agency submitting the certificate on the certificate.

If the LEA or CONTRACTOR determines that changes in insurance coverage obligations under this section is necessary, either party may reopen negotiations to modify the insurance obligations.

16. **INDEMNIFICATION AND HOLD HARMLESS**

To the fullest extent allowed by law, CONTRACTOR shall defend, indemnify and hold harmless LEA and its directors, officers, agents, employees and guests against any claim or demand arising from any actual or alleged act, error, or omission by CONTRACTOR or its directors, officers, agents, employees, volunteers or guests arising from CONTRACTOR's duties and obligations described in this Agreement or imposed by law.

To the fullest extent allowed by law, LEA shall defend, indemnify and hold harmless CONTRACTOR and its directors, officers, agents, employees and guests against any claim or demand arising from any actual or alleged act, error, or omission by LEA or its directors, officers, agents, employees, volunteers or guests arising from LEA's duties and obligations described in this Agreement or imposed by law.

17. INDEPENDENT CONTRACTOR

Nothing herein contained shall be construed to imply a joint venture, co-principal, partnership, principal-agent, employer-employee, or co-employer relationship between the LEA and CONTRACTOR. CONTRACTOR shall provide all services under this Agreement as an independent contractor, and neither party shall have the authority to bind or make any commitment on behalf of the other. Nothing contained in this Agreement shall be deemed to create any association, partnership, joint venture or relationship of principal and agent, master and servant, or employer and employee between the parties or any affiliates of the parties, or between the LEA and any individual assigned by CONTRACTOR to perform any services for the LEA.

If the LEA is held to be a partner, joint venturer, co-principal, employer or co-employer of CONTRACTOR based on any acts or omissions of CONTRACTOR, CONTRACTOR shall indemnify and hold harmless the LEA from and against any and all claims for loss, liability, or damages arising from that holding, as well as any expenses, costs, taxes, penalties and interest charges incurred by the LEA as a result of that holding. If CONTRACTOR is held to be a partner, joint venturer, co-principal, employer, or co-employer of the LEA based on any acts or omissions of LEA, LEA shall indemnify and hold harmless the CONTRACTOR from and against any and all claims for loss, liability, or damages arising from that holding, as well as any expenses, costs, taxes, penalties and interest charges incurred by the LEA as a result of that holding.

18. SUBCONTRACTING

CONTRACTOR shall provide written notification to LEA before subcontracting for special education and/or related services pursuant to this Master Contract. CONTRACTOR's written notification shall include the specific special education and/or related service to be subcontracted, including the corresponding hourly rate or fee. In the event LEA determines that it can provide the subcontracted service(s) at a lower rate, LEA may elect to provide such service(s). If LEA elects to provide such service(s), LEA shall provide written notification to CONTRACTOR within five (5) days of receipt of CONTRACTOR's original notice and CONTRACTOR shall not subcontract for said service(s).

CONTRACTOR shall incorporate all of the provisions of this Master Contract in all subcontracts unless written approval for any change is first obtained by the LEA. Furthermore, when CONTRACTOR enters into subcontracts for the provision of special education and/or related services (including without limitation transportation) for any LEA student, CONTRACTOR shall cause each subcontractor to procure and maintain insurance during the term of each subcontract. Such subcontractor's insurance shall comply with the provisions of Section 15. Each subcontractor shall furnish the LEA with original endorsements and certificates of insurance effecting coverage required by Section 15. The endorsements are to be signed by a person authorized by that insurer to bind coverage on its behalf. LEA may request that the certificates and endorsements be completed on forms provided by the LEA. All certificates and endorsements are to be received and approved by the LEA before the subcontractor's work commences. The Commercial General Liability and Automobile Liability policies shall name the LEA and the LEA/District Board of Education, agents, employees and volunteers as additional insured. If LEA does not approve the subcontractor's insurance, the LEA shall provide CONTRACTOR notice within fifteen (15) days.

As an alternative to the LEA's forms, a subcontractor's insurer may provide complete, certified copies of all required insurance policies, including endorsements affecting the coverage required by this Master Contract. All Certificates of Insurance shall reference the LEA contract number, name of the school or agency submitting the certificate, indication if nonpublic school or nonpublic agency, and the location of the school or agency submitting the certificate. In addition, all sub-contractors must meet

the requirements as contained in Section 45 (Clearance Requirements) and Section 46 (Staff Qualifications) of this Master Contract.

19. CONFLICTS OF INTEREST

CONTRACTOR shall provide to the LEA, upon request, a copy of its current bylaws and a current list of its Board of Directors (or Trustees), if it is incorporated. This can be provided via e-mail to the SELPA Director of the LEA. CONTRACTOR and any member of its Board of Directors (or Trustees) shall avoid any relationship with the LEA that constitutes or may constitute a conflict of interest pursuant to California Education Code section 56042 including, but not limited to, employment with LEA, provision of private party assessments and/or reports, and attendance at IEP team meetings acting as a student's advocate. Pursuant to California Education Code section 56042, an attorney or advocate for a parent of an individual with exceptional needs shall not recommend placement at CONTRACTOR's facility if the attorney or advocate is employed or contracted by the CONTRACTOR, or will receive a benefit from the CONTRACTOR, or otherwise has a conflict of interest.

Unless CONTRACTOR and the LEA otherwise agree in writing, the LEA shall neither execute an ISA with CONTRACTOR nor amend an existing ISA for a LEA student when a recommendation for special education and/or related services is based in whole or in part on assessment(s) or reports provided by CONTRACTOR to the LEA student without prior written authorization by LEA. This paragraph shall apply to CONTRACTOR regardless of when an assessment is performed or a report is prepared (i.e., before or after the LEA student is enrolled in CONTRACTOR's school/agency) or whether an assessment of the LEA student is performed or a report is prepared in the normal course of the services provided to the LEA student by CONTRACTOR. To avoid a conflict of interest, and in order to ensure the appropriateness of an Independent Educational Evaluation (hereinafter referred to as "IEE") and its recommendations, the LEA may, in its discretion, not fund an IEE by an evaluator who provides ongoing service(s) or is sought to provide service(s) to the student for whom the IEE is requested. Likewise, the LEA may, in its discretion, not fund services through the evaluator whose IEE the District agrees to fund. When no other appropriate assessor is available, the LEA may request and if CONTRACTOR agrees, the CONTRACTOR may provide an IEE.

CONTRACTOR shall not admit a student living within the jurisdictional boundaries of the LEA on a private pay or tuition free "scholarship" basis and concurrently or subsequently advise/request parent(s) to pursue funding for the admitted school year from the LEA through due process proceedings.

20. NON-DISCRIMINATION

CONTRACTOR shall not unlawfully discriminate on the basis of race, religion, sex, national origin, age, sexual orientation, disability or any other classification protected by federal or state law, in employment or operation of its programs.

EDUCATIONAL PROGRAM

21. FREE AND APPROPRIATE PUBLIC EDUCATION

LEA shall provide CONTRACTOR with a copy of the IEP including the Individualized Transition Plan (hereinafter referred to as "ITP") of each LEA student served by CONTRACTOR. CONTRACTOR shall provide to each LEA student special education and/or related services (including transition services) within the nonpublic school or nonpublic agency consistent with the LEA student's IEP and as specified in the ISA. If CONTRACTOR is a nonpublic school,

CONTRACTOR shall not accept a LEA student if it cannot provide or ensure the provision of the services outlined in the student's IEP.

Unless otherwise agreed to between CONTRACTOR and LEA, CONTRACTOR shall be responsible for the provision of all appropriate supplies, equipment, and/or facilities for LEA students, as specified in the LEA student's IEP and ISA. If an IEP team determines that a LEA student requires an assistive technology device based on an assessment, or requires low incidence equipment for eligible students with low incidence disabilities, LEA shall provide such assistive technology device or low incidence equipment when specified in the student's IEP and ISA, and if necessary, provide training on the use of the device/equipment. Such device/equipment remains the property of the LEA and shall be returned to the LEA when the IEP team determines the device/equipment is no longer needed or when the student is no longer enrolled in the nonpublic school. CONTRACTOR shall make no charge of any kind to parents for special education and/or related services as specified in the LEA student's IEP and ISA (including, but not limited to, screenings, assessments, or interviews that occur prior to or as a condition of the LEA student's enrollment under the terms of this Master Contract). CONTRACTOR may charge a LEA student's parent(s) for services and/or activities not necessary for the LEA student to receive a free appropriate public education after: (a) verification that any such charge or fee is not a "pupil fee" under Education Code section 49010 et. seq.; (b) written notification to the LEA student's parent(s) of the cost and voluntary nature of the services and/or activities; and (c) receipt by the LEA of the written notification and a written acknowledgment signed by the LEA student's parent(s) of the cost and voluntary nature of the services and/or activities. CONTRACTOR shall adhere to all LEA guidelines as well as all California state laws, regulations and guidelines prohibiting pupil fees, deposits or other charges.

Voluntary services and/or activities not necessary for the LEA student to receive a free appropriate public education shall not interfere with the LEA student's receipt of special education and/or related services as specified in the LEA student's IEP and ISA unless the LEA, CONTRACTOR and parent agree otherwise in writing.

22. GENERAL PROGRAM OF INSTRUCTION

All nonpublic school and nonpublic agency services shall be provided consistent with the area of certification specified by CDE Certification and as defined in California Education Code section 56366 et seq. and shall ensure that facilities are adequate to provide LEA students with an environment, which meets all pertinent health and safety regulations.

When CONTRACTOR is a nonpublic school, CONTRACTOR's general program of instruction shall: (a) utilize evidence-based practices and predictors and be consistent with LEA's standards regarding the particular course of study and curriculum; (b) include curriculum that addresses mathematics, literacy and the use of educational technology and transition services; (c) be consistent with CDE's standards regarding the particular course of study and curriculum; (d) provide the services as specified in the LEA student's IEP and ISA. LEA students shall have access to: (a) State Board of Education (SBE) - adopted Common Core State Standards (CCSS) and the same instructional materials for kindergarten and grades 1 to 8, inclusive; and provide standards – aligned core curriculum and instructional materials for grades 9 to 12, inclusive, used by a local education agency (LEA), that contracts with the nonpublic school; (b) college preparation courses; (c) extracurricular activities, such as art, sports, music and academic clubs; (d) career preparation and vocational training, consistent with transition plans pursuant to state and federal law and; (e) supplemental assistance, including individual academic tutoring, psychological counseling, and career and college counseling. CONTRACTOR's general program of instruction shall be described in writing and a copy provided to LEA prior to the effective date of this Master Contract.

When CONTRACTOR serves LEA students in grades nine through twelve inclusive, LEA shall provide to CONTRACTOR a specific list of the course requirements to be satisfied by the CONTRACTOR leading toward graduation or completion of LEA's diploma requirements including the graduation requirements for pupils in foster care, pupils who are homeless or former juvenile court school pupils as set forth in Education Code section 51225.1. CONTRACTOR shall not award a high school diploma to LEA students who have not successfully completed all of the LEA's graduation requirements unless otherwise permitted by law.

When CONTRACTOR is a nonpublic agency and/or related services provider, CONTRACTOR's general program of instruction and/or services shall utilize evidence-based practices and predictors and be consistent with LEA and CDE guidelines and certification, and provided as specified in the LEA student's IEP and ISA. The nonpublic agency providing Behavior Intervention services shall develop a written plan that specifies the nature of their nonpublic agency service for each student within thirty (30) days of enrollment and shall be provided in writing to the LEA. School-based services may not be unilaterally converted by CONTRACTOR to a substitute program or provided at a location not specifically authorized by the IEP team. Except for services provided by a CONTRACTOR that is a licensed children's institution, all services not provided in the school setting require the presence of a parent, guardian or adult caregiver during the delivery of services, provided such guardian or caregiver have a signed authorization by the parent or legal guardian to authorize emergency services as requested. Licensed Children's Institution (LCI) CONTRACTORS shall ensure that appropriate and qualified residential or clinical staff is present during the provision of services under this Master Contract. CONTRACTOR shall immediately notify LEA in writing if no parent, guardian or adult caregiver is present. CONTRACTOR shall provide to the LEA a written description of the services and location provided prior to the effective date of this Master Contract. Contractors providing Behavior Intervention services must have a trained behaviorist or trained equivalent on staff consistent with the requirements set forth in Education Code section 56520 et seq. It is understood that Behavior Intervention services are limited per CDE Certification and do not constitute as an instructional program.

When CONTRACTOR is a nonpublic agency, CONTRACTOR shall not provide transportation nor subcontract for transportation services.

23. INSTRUCTIONAL MINUTES

When CONTRACTOR is a nonpublic school, the total number of instructional minutes per school day provided by CONTRACTOR shall be at least equivalent to the number of instructional minutes per school day provided to LEA students at like grade level as required by Education Code section 46000 et seq. unless otherwise specified in the LEA student's IEP and ISA.

The total number of annual instructional minutes shall be at least equivalent to the total number of annual instructional minutes provided to LEA students attending LEA schools in like grade levels unless otherwise specified in the LEA student's IEP.

When CONTRACTOR is a nonpublic agency and/or related services provider, the total number of minutes per school day provided by CONTRACTOR shall be specified in the LEA student's ISA developed in accordance with the LEA student's IEP.

24. CLASS SIZE

When CONTRACTOR is a nonpublic school, CONTRACTOR shall ensure that class size shall not exceed a ratio of one teacher per twelve (12) students unless CONTRACTOR and the LEA agree otherwise, in writing. In the event of an LEA student experiencing excessive absenteeism or not regularly attending school, CONTRACTOR may provide written notice to each LEA with a student

enrolled in that specific classroom of CONTRACTOR that the class size in that classroom will increase above 12 students but shall not exceed 14 students, for a period not to exceed 60 calendar days.

In the event a nonpublic school is unable to fill a vacant teaching position responsible for direct instruction to students, and the vacancy has direct impact on the California Department of Education Certification of that school, the nonpublic school shall develop a plan to assure appropriate coverage of students by first utilizing existing certificated staff. The nonpublic school and the LEA may agree to one 30 school day period per contract year where class size may be increased to assure coverage by an appropriately credentialed teacher. Such an agreement shall be in writing and signed by both parties. This provision does not apply to a nonpublic agency.

CONTRACTOR providing special education instruction for individuals with exceptional needs between the ages of three and five years, inclusive, shall also comply with the appropriate instructional adult to child ratios pursuant to California Education Code sections 56440 et seq.

25. CALENDARS

When CONTRACTOR is a nonpublic school, CONTRACTOR shall submit to the LEA a school calendar with the total number of billable days not to exceed 180 days, plus up to twenty (20) extended school year billable days unless otherwise specified in the LEA student's IEP/IFSP and ISA. Billable days shall include only those days that are included on the submitted and approved school calendar, and/or required by the IEP (developed by the LEA) for each student. CONTRACTOR shall not be allowed to change its school calendar and/or amend the number of billable days without the prior written approval of the LEA. Nothing in this Master Contract shall be interpreted to require the LEA to accept any requests for calendar changes.

Unless otherwise specified by the students' IEP, educational services shall occur at the school site. A student shall only be eligible for extended school year services if such are recommended by his/her IEP Team and the provision of such is specifically included in the ISA. Extended school year shall consist of twenty (20) instructional days, unless otherwise agreed upon by the IEP Team convened by the LEA. Any days of extended school year in excess of twenty (20) billable days must be mutually agreed to, in writing, prior to the start of the extended school year.

Student must have actually been in attendance during the regular school year and/or during extended school year and actually received services on a billable day of attendance in order for CONTRACTOR to be eligible for payment. It is specifically understood that services may not be provided on weekends/holidays and other times when school is not in session, unless agreed to by the LEA, in writing, in advance of the delivery of any nonpublic school service. Any instructional days provided without this written agreement shall be at the sole financial responsibility of the CONTRACTOR.

CONTRACTOR shall observe the same legal holidays as the LEA and shall identify the dates of observance on its school calendar submitted to the LEA. Those holidays are Labor Day, Veteran's Day, Thanksgiving Day, Christmas Day, New Year's Day, Dr. Martin Luther King, Jr. Day, President's Day, Memorial Day and Independence Day. With the approval of the LEA, CONTRACTOR may revise the date upon which CONTRACTOR closes in observance of any of the holidays observed by LEA.

When CONTRACTOR is a nonpublic agency, CONTRACTOR shall be provided with a LEA-developed/approved calendar prior to the initiation of services. CONTRACTOR herein agrees to observe holidays as specified in the LEA-developed/approved calendar. CONTRACTOR shall provide services pursuant to the LEA-developed/approved calendar; or as specified in the LEA

student's IEP and ISA. Unless otherwise specified in the LEA student's ISA, CONTRACTOR shall provide related services to LEA students on only those days that the LEA student's school of attendance is in session and the LEA student attends school. CONTRACTOR shall bill only for services provided on billable days of attendance as indicated on the LEA calendar unless CONTRACTOR and the LEA agree otherwise, in writing. Student must have actually been in attendance and/or received services on a billable day of attendance in order for CONTRACTOR to be eligible for payment. It is specifically understood that services may not be provided on weekends/holidays and other times when school is not in session, unless agreed to by the LEA, in writing, in advance of the delivery of any nonpublic agency service provided by CONTRACTOR. Any instructional days provided without this written agreement shall be at the sole financial responsibility of the CONTRACTOR.

26. DATA REPORTING

CONTRACTOR shall agree to provide to the LEA, all data related to students who are served by the CONTRACTOR. This shall include any and all data related to any section of this Master Contract, including but not limited to student information and billing information. The specific format of the data to be provided shall be determined between the LEA and CONTRACTOR. CONTRACTOR shall not enter into a contract with a third party for the purpose of providing cloud-based services including but not limited digital storage, management and retrieval of pupil records or to provide digital educational software that authorizes such third party to access, store, and use pupil records, unless CONTRACTOR has obtained prior written authorization from LEA in compliance with Education Code section 49073.1.

The LEA may provide the CONTRACTOR with approved forms and/or format for such data, including but not limited to, approved electronic IEP systems, invoicing, attendance reports, and progress reports. The LEA may approve use of CONTRACTOR-provided forms at LEAs discretion.

27. LEAST RESTRICTIVE ENVIRONMENT/DUAL ENROLLMENT

CONTRACTOR and the LEA shall both follow policies and procedures that support Least Restrictive Environment ("LRE") options (and/or dual enrollment options if available and appropriate) for students to have access to the general curriculum and to be educated with their nondisabled peers to the maximum extent appropriate.

LRE placement options shall be addressed at all IEP team meetings regarding students for whom ISAs have been or may be executed. This shall include IEP team consideration of supplementary aids and services and goals and objectives necessary for placement in the LRE and necessary to enable students to transition to less restrictive settings.

When an IEP team has determined that a student should be transitioned into the public school setting, CONTRACTOR shall assist the LEA in implementing the IEP team's recommendations and/or activities to support the transition.

28. STATEWIDE ACHIEVEMENT TESTING

When CONTRACTOR is a nonpublic school, CONTRACTOR shall, in accordance with Education Code section 60640 et. seq. administer all Statewide assessments within the California Assessment of Student Performance and Progress ("CAASP"), Desired Results Developmental Profile ("DRDP"), California Alternative Assessment ("CAA"), achievement and abilities tests (using LEA-authorized assessment instruments), the Fitness Gram, and the English Language Proficiency Assessments for California ("ELPAC"), as appropriate to the student, and mandated by LEA

pursuant to LEA guidelines as well as state and federal laws and regulations, unless LEA notifies CONTRACTOR that it will administer such Statewide assessments.

When CONTRACTOR is a nonpublic school, CONTRACTOR is subject to the alternative accountability system developed pursuant to Education Code section 52052, in the same manner as public schools. Each LEA student placed with CONTRACTOR by the LEA shall be tested by qualified staff of CONTRACTOR in accordance with that accountability program. LEA shall provide test administration training to CONTRACTOR's qualified staff; CONTRACTOR shall attend LEA test training and comply with completion of all coding requirements as required by LEA. Contractor shall report the test results to the CDE as required by Education Code section 56366(a)(8)(A).

Where CONTRACTOR is a nonpublic school, CONTRACTOR shall administer all statewide achievement tests as mandated by the LEA and pursuant to the LEA guidelines, as well as state and federal laws and regulations, unless LEA notifies CONTRACTOR that it will administer such assessments.

29. DISTRICT MANDATED ATTENDANCE AT MEETINGS

CONTRACTOR shall attend District mandated meetings when legal mandates, and/or LEA policy and procedures are reviewed, including but not limited to the areas of: curriculum, high school graduation, standards-based instruction, behavior intervention, cultural and linguistic needs of students with disabilities, dual enrollment responsibilities, LRE responsibilities, transition services, and standardized testing. The LEA shall provide CONTRACTOR with reasonable advanced notice of mandated meetings. Attendance at such meetings shall not constitute a billable service hour(s).

30. POSITIVE BEHAVIOR INTERVENTIONS

CONTRACTOR shall comply with the requirements of Education Code section 56520 et seq. and applicable provisions of Title 5 of the California Code of Regulations regarding positive behavior interventions including, but not limited to: the completion of functional behavioral assessments; the development, implementation, monitoring, supervision, modification, and evaluation of behavior intervention plans; and emergency interventions. CONTRACTOR shall notify the parent/guardian residential care provider (if appropriate) and LEA within one (1) school day of any behavior incident including when an emergency intervention is used or serious property damage occurs as well as provide LEA with a copy of the behavioral emergency report. It is understood that the LEA may require additional requirements for staff qualifications beyond what is required in Title 5 of the California Code of Regulations sections 3064 and 3065. Such requirements will be provided in writing to CONTRACTOR prior to entering into an ISA for a LEA student. Failure to maintain adherence to staff qualification requirements shall constitute sufficient cause for contract termination. CONTRACTOR shall provide the LEA with all training protocols for behavior intervention staff who do not possess a license, credential or recognized certification as part of their Master Contract application. CONTRACTOR shall provide certification to LEA, upon request, that all behavior aides who do not possess a license, credential or other recognized certification have completed required training protocols within ten (10) days of the start of providing behavior intervention services to a LEA student. Failure to do so shall constitute sufficient cause for termination.

CONTRACTOR shall designate an individual employed, contracted, and/or otherwise hired by CONTRACTOR as a "behavior intervention case manager." CONTRACTOR shall maintain a written policy in compliance with Education Code section 56520 et seq. and applicable provisions of Title 5 of the California Code of Regulations regarding emergency interventions and behavioral emergency reports. Evidence of such training shall be submitted to the LEA at the beginning of the

school year and within fourteen (14) days of any new hire. CONTRACTOR shall ensure that all of its staff members are trained annually in crisis intervention and emergency procedures as related to appropriate behavior management strategies.

CONTRACTOR shall not authorize, order, consent to, or pay for any of the following prohibited interventions, or any other intervention similar to or like the following: (a) any intervention that is designed to, or likely to, cause physical pain, including but not limited to, electric shock; (b) releasing noxious, toxic, or otherwise unpleasant sprays, mists, or substances in proximity to the LEA student's face; (c) any intervention which denies adequate sleep, food, water, shelter, bedding, physical comfort, or access to bathroom facilities; (d) any intervention which is designed to subject, used to subject, or likely to subject the LEA student to verbal abuse, ridicule, or humiliation, or which can be expected to cause excessive emotional trauma; (e) restrictive interventions which employ a device, material, or objects that simultaneously immobilize all four extremities, including the procedure known as prone containment, except that prone containment or similar techniques may be used as a limited emergency intervention by CONTRACTOR's trained and qualified personnel as allowable by applicable law and regulations; (f) locked seclusion except as allowable by applicable law and regulations; (g) any intervention that precludes adequate supervision of the LEA student; and (h) any intervention which deprives the LEA student of one or more of his or her senses, pursuant to Education Code section 56521.2.

31. STUDENT DISCIPLINE

CONTRACTOR shall maintain and abide by a written policy for student discipline that is consistent with state and federal law and regulations.

When CONTRACTOR seeks to remove a LEA student from his/her current educational placement for disciplinary reasons, CONTRACTOR shall immediately submit a written discipline report to the LEA and a manifestation IEP team meeting shall be scheduled. Written discipline reports shall include, but not be limited to: the LEA student's name; the time, date, and description of the misconduct; the disciplinary action taken by CONTRACTOR; and the rationale for such disciplinary action. A copy of the LEA student's behavior plan, if any, shall be submitted with the written discipline report. CONTRACTOR and LEA agree to participate in a manifestation determination at an IEP meeting no later than the tenth (10th) day of suspension. CONTRACTOR shall notify and invite LEA representatives to the IEP team meeting where the manifestation determination will be made.

32. IEP TEAM MEETINGS

An IEP team meeting shall be convened at least annually to evaluate: (1) the educational progress of each student placed with CONTRACTOR, including all state assessment results pursuant to the requirements of Education Code section 52052; (2) whether or not the needs of the student continue to be best met at the nonpublic school and/or by the nonpublic agency; and (3) whether changes to the student's IEP are necessary, including whether the student may be transitioned to a public school setting. (California Education Code sections 56366(a)(2)(B)(i) and (ii).) If an LEA student is enrolled in the nonpublic school pursuant to a lawfully executed agreement between the LEA and parent, it shall be the responsibility of the LEA to notify CONTRACTOR in writing (1) when or whether an IEP meeting will be held, (2) whether placement in the nonpublic school should be documented as part of an IEP, and (3) the start date and, if known, the end date for services to be provided by CONTRACTOR to LEA student.

If a LEA student is to be transferred from a nonpublic school setting into a regular class setting in a public school for any part of the school day, the IEP team shall document, if appropriate, a description of activities provided to integrate the student into the regular education program,

including the nature of each activity as well as the time spent on the activity each day or week and a description of the activities provided to support the transition of the student from the special education program into the regular education program. Each LEA student shall be allowed to provide confidential input to any representative of his or her IEP team. Except as otherwise provided in the Master Contract, CONTRACTOR and the LEA shall participate in all IEP team meetings regarding LEA students for whom ISAs have been or may be executed. At any time during the term of this Master Contract, a parent, the CONTRACTOR or the LEA may request a review of the student's IEP, subject to all procedural safeguards required by law, including reasonable notice given to, and participation of, the CONTRACTOR in the meeting. Every effort shall be made to schedule IEP team meetings at a time and place that is mutually convenient to the parent(s), the CONTRACTOR and the LEA. CONTRACTOR shall provide to the LEA any and all assessments (including testing protocols) and written assessment reports created by CONTRACTOR and any of its agents or subcontractors, upon request. It is understood that attendance at an IEP meeting is part of CONTRACTOR'S professional responsibility and is not a billable service under this Master Contract.

If the CONTRACTOR or LEA is unable to convince the parent or guardian that he or she should attend the IEP, CONTRACTOR shall maintain a written record of its attempts to arrange a mutually agreed-upon time and place. The CONTRACTOR and LEA shall also take any action necessary to ensure that the parent or guardian understands the proceedings at a meeting, including arranging for an interpreter.

Changes in any LEA student's educational program, including instruction, services, or instructional setting, provided under this Master Contract may only be made on the basis of revisions to the student's IEP. In the event that the CONTRACTOR believes the student requires a change of placement, the CONTRACTOR may request a review of the student's IEP for the purposes of considering a change in the student's placement. Student is entitled to remain in the last agreed upon and implemented placement unless parent agrees otherwise or unless an interim alternative educational placement is deemed lawful and appropriate by the LEA or OAH.

33. SURROGATE PARENTS

CONTRACTOR shall comply with state and federal laws and regulations regarding assigning surrogate parents to LEA students.

34. DUE PROCESS PROCEEDINGS

CONTRACTOR shall fully participate in special education due process proceedings including mediations and hearings, as requested by the LEA. CONTRACTOR shall also fully participate in the investigation of any complaint filed with the State of California, the Office for Civil Rights, or any other state and/or federal governmental body or agency. Full participation shall include, but in no way be limited to, cooperating with LEA representatives to provide complete answers raised by any investigator and/or the immediate provision of any and all documentation that pertains to the operation of CONTRACTOR's program and/or the implementation of a particular student's IEP/IFSP.

35. COMPLAINT PROCEDURES

CONTRACTOR shall maintain and adhere to its own written procedures for responding to parent complaints. These procedures shall include annually notifying and providing parents of LEA students with appropriate information (including complaint forms) for the following: (1) Uniform Complaint Procedures pursuant to Title 5 of the California Code of Regulations section 4600 et seq.; (2) Nondiscrimination policies pursuant to Title 5 of the California Code of Regulations section 4960

(a); (3) Sexual Harassment Policies pursuant to California Education Code 231.5(a)(b)(c); (4) Student Grievance Procedure pursuant to Title IX 106.8 (a)(d) and 106.9 (a); and (5) Notice of Privacy Practices in compliance with Health Insurance Portability and Accountability Act (HIPPA). CONTRACTOR shall include verification of these procedures to the LEA.

36. LEA STUDENT PROGRESS REPORTS/REPORT CARDS AND ASSESSMENTS

Unless the LEA requests in writing that progress reports be provided on a monthly basis, CONTRACTOR shall provide to parents at least four written progress reports/report cards. At a minimum, progress reports shall include progress over time towards IEP goals and objectives. A copy of the progress reports/report cards shall be maintained at the CONTRACTOR's place of business and shall be submitted to the LEA and LEA student's parent(s).

CONTRACTOR shall also provide an LEA representative access to supporting documentation used to determine progress on any goal or objective, including but not limited to log sheets, observation notes, data sheets, pre-/post-tests, rubrics and other similar data collection used to determine progress or lack of progress on approved goals, objectives, transition plans or behavior support plans. The LEA may request copies of such data at any time within five (5) years of the date of service. CONTRACTOR agrees to maintain the information for at least five (5) years and also shall provide this data supporting progress within five (5) business days of request. Additional time may be granted as needed by the LEA.

CONTRACTOR shall complete academic or other assessment of the LEA student one month prior to the LEA student's annual or triennial review IEP team meeting for the purpose of reporting the LEA student's present levels of performance at the IEP team meeting as required by state and federal laws and regulations and pursuant to LEA policies, procedures, and/or practices. CONTRACTOR shall provide sufficient copies of its reports, documents, and projected goals to share with members of the IEP team five (5) business days prior to the IEP meeting. CONTRACTOR shall maintain supporting documentation such as test protocols and data collection, which shall be made available to LEA within five (5) business days of request.

CONTRACTOR is responsible for all assessment costs regarding the updating of goals and objectives, progress reporting and the development of present levels of performance. All assessments shall be provided by the LEA unless the LEA specifies in writing a request that CONTRACTOR perform such additional assessment. Any assessment costs may be added to the ISA and/or approved separately by the LEA at the LEA's sole discretion.

It is understood that all billable hours must be in direct services to pupils as specified in the ISA. For nonpublic agency services, supervision provided by a qualified individual as specified in Title 5 of the California Code of Regulations section 3065, shall be determined as appropriate and included in the ISA. Supervision means the direct observation of services, data review, case conferencing and program design consistent with professional standards for each professional's license, certification, or credential.

CONTRACTOR shall not charge the LEA student's parent(s) or LEA for the provision of progress reports, report cards, and/or any assessments, interviews, or meetings, unless the LEA agrees in writing prior to the completion of any work. It is understood that all billable hours have limits to those specified on the ISA consistent with the IEP. It is understood that copies of data collection notes, forms, charts and other such data are part of the pupil's record and shall be made available to the LEA upon written request.

37. TRANSCRIPTS

When CONTRACTOR is a nonpublic school, CONTRACTOR shall prepare transcripts at the close of each semester, or upon LEA student transfer, for LEA students in grades nine through twelve inclusive. CONTRACTOR shall submit all transcripts to the LEA Director of Special Education for evaluation of progress toward completion of diploma requirements as specified by LEA.

38. LEA STUDENT CHANGE OF RESIDENCE

Upon enrollment, CONTRACTOR shall notify parents in writing of their obligation to notify CONTRACTOR of the LEA student's change of residence. CONTRACTOR shall maintain, and provide upon request by LEA, documentation of such notice to parents. Within five (5) school days after CONTRACTOR becomes aware of a LEA student's change of residence, CONTRACTOR shall notify the LEA, in writing, of the LEA student's change of residence.

If CONTRACTOR had knowledge or should reasonably have had knowledge of the LEA student's change of residence boundaries and CONTRACTOR fails to follow the procedures specified in this provision, the LEA shall not be responsible for the costs of services delivered after the LEA student's change of residence.

39. WITHDRAWAL OF LEA STUDENT FROM PROGRAM

CONTRACTOR shall immediately report, by telephone and e-mail, to the LEA Representative responsible for overseeing nonpublic schools and nonpublic agencies, and any other required representative from the California Department of Education, when a LEA student is withdrawn from school and/or services. CONTRACTOR shall confirm such telephone call in writing via e-mail or other written notification to the LEA Director of Special Education and submit to the LEA and the Department of Education, if required, within five (5) business days of the withdrawal.

40. PARENT ACCESS

CONTRACTOR shall provide for reasonable parental access to LEA students and all facilities including, but not limited to, the instructional setting, recreational activity areas, meeting rooms and LEA student living quarters. CONTRACTOR shall comply with any known court orders regarding parental visits and access to LEA students.

CONTRACTOR, if operating a program with a residential component, shall cooperate with a parent's reasonable request for LEA student visits in their home during, but not limited to, holidays and weekends. CONTRACTOR shall ensure that parents obtain prior written authorization for therapeutic visits from the CONTRACTOR and the LEA.

41. SERVICES AND SUPERVISION AND PROFESSIONAL CONDUCT

If CONTRACTOR provides services on a LEA public school campus, CONTRACTOR shall comply with Penal Code section 627.1 et seq., as well as all other LEA and campus-specific policies and procedures regarding visitors to/on school campuses. CONTRACTOR shall be responsible for the purchase and provision of the supplies and assessment tools necessary to implement the provision of CONTRACTOR services on LEA public school campuses.

It is understood that the public school credentialed classroom teacher is responsible for the educational program.

It is understood that all employees, subcontractors and volunteers of any certified nonpublic school or agency shall adhere to customary professional standards when providing services. All practices shall be within the scope of professional responsibility as defined in the professional code of conduct for each profession. Reports regarding student progress shall be consistent with the provision of the Master Contract.

CONTRACTOR, if providing services in a student's home as specified in the ISA, shall assure that at least one parent of the child or an adult caregiver with written and signed authorization to make decisions in an emergency is present during the provision of services. The names of any adult caregiver other than the parent shall be provided to the LEA prior to the start of any home based services, including written and signed authorization in emergency situations. The parent shall inform the LEA of any changes of caregivers and provide written authorization for emergency situations. The adult caregiver cannot also be an employee or volunteer associated with the nonpublic school/nonpublic agency service provider. All problems and/or concerns reported to parents, both verbal and written shall also be provided to the LEA.

42. LICENSED CHILDREN'S INSTITUTION CONTRACTORS

If CONTRACTOR is a licensed children's institution, CONTRACTOR shall adhere to all legal requirements regarding educational placements for LCI students as stated in Education Code sections 56366(a)(2)(C) and 56366.9, Health and Safety Code section 1501.1 (AB1858, AB490 (Chapter 862, Statutes of 2003)) and any other applicable laws and/or regulations, including LEA guidelines or procedures. An LCI shall not require that a pupil be placed in its nonpublic school as a condition of being placed in its residential facility.

If CONTRACTOR is a nonpublic, nonsectarian school that is owned, operated by, or associated with a residential treatment center (hereinafter referred to as "NPS/RTC"), CONTRACTOR shall adhere to all legal requirements under the Individuals with Disabilities Education Act (IDEA), 20 U.S.C. section 1400 et seq. including the federal regulations 34 C.F.R section 300 et seq. and Education Code section 56000 et seq. including Title 5 of the California Code of Regulations section 3000 et seq.

In addition to meeting the certification requirements of the State of California, a CONTRACTOR that operates a program outside of this State shall be certified or licensed by that state to provide, respectively, special education and related services and designated instruction and related services to pupils under the federal Individuals with Disabilities Education Act (20 U.S.C. Sec. 1400 et seq.).

If CONTRACTOR is a nonpublic, nonsectarian school that is owned, operated by, or associated with a LCI, CONTRACTOR shall provide to the LEA, on a quarterly basis, a list of all LEA students, including those identified as eligible for special education. For those identified special education students, the list shall include: 1) special education eligibility at the time of enrollment; and 2) the educational placement and services specified in each student's IEP at the time of enrollment.

Unless placement is made pursuant to an Office of Administrative Hearings order or a lawfully executed agreement between the LEA and parent, the LEA is not responsible for the costs associated with nonpublic school placement until the date on which an IEP team meeting is convened, the IEP team determines that a nonpublic school placement is appropriate, and the IEP is signed by the LEA student's parent or another adult with educational decision-making rights.

43. STATE MEAL MANDATE

When CONTRACTOR is a nonpublic school, CONTRACTOR and LEA shall satisfy the State Meal Mandate under California Education Code sections 49530, 49530.5 and 49550.

44. MONITORING

CONTRACTOR shall allow representatives from the LEA access to its facilities for the purpose of monitoring each LEA student's instructional program. LEA shall have access to observe each LEA student at work, observe the instructional setting, interview CONTRACTOR, and review each LEA student's records and progress. Such access shall include unannounced monitoring visits. When making site visits, LEA shall initially report to CONTRACTOR's site administrative office. CONTRACTOR shall be invited to participate in the review of each student's progress.

If CONTRACTOR is also an LCI, the LEA or its SELPA shall annually evaluate whether CONTRACTOR is in compliance with Education Code section 56366.9 and Health and Safety Code section 1501.1(b).

The State Superintendent of Public Instruction ("Superintendent") shall monitor CONTRACTOR'S facilities, the educational environment, and the quality of the educational program, including the teaching staff, the credentials authorizing service, the standards-based core curriculum being employed, and the standard focused instructional materials used on a three-year cycle, as follows: (1) CONTRACTOR shall complete a self-review in year one; (2) the Superintendent shall conduct an onsite review in year two; and (3) the Superintendent shall conduct a follow-up visit in year three.

CONTRACTOR shall fully participate in any LEA and CDE compliance review, including any On-Site and Self Review and if applicable, District Validation Review. This review will address programmatic aspects of the nonpublic school/agency, compliance with relevant state and federal regulations, and Master Contract compliance. CONTRACTOR shall complete and submit a Nonpublic School/Agency Self-Review Assessment submitted as specified by the LEA. CONTRACTOR shall conduct any follow-up or corrective action procedures requested by LEA or CDE related to such compliance review.

CONTRACTOR understands that the LEA reserves the right to institute a program audit with or without cause. The program audit may include, but is not limited to, a review of core compliance areas of health and safety; curriculum/instruction; related services; and contractual, legal, and procedural compliance.

When CONTRACTOR is a nonpublic school, CONTRACTOR shall collect all applicable data and prepare the applicable portion of a School Accountability Report Card in accordance with California Education Code Section 33126.

PERSONNEL

45. CLEARANCE REQUIREMENTS

CONTRACTOR shall comply with the requirements of California Education Code section 44237, 35021.1 and 35021.2 including, but not limited to: obtaining clearance from both the California Department of Justice (hereinafter referred to as "CDOJ") and clearance from the Federal Bureau of Investigation (hereinafter referred to as "FBI") for all of CONTRACTOR'S employees and volunteers who will have or likely may have any direct contact with LEA students. CONTRACTOR hereby agrees that CONTRACTOR'S employees and volunteers who will have or likely may have direct contact with LEA students shall not come in contact with LEA students until both CDOJ and FBI clearance are ascertained. CONTRACTOR shall further certify in writing to the LEA that none of its employees, volunteers, or subcontractors who will have or likely may have any direct contact with LEA students have been convicted of a violent or serious felony as those terms are defined in California Education Code section 44237(h), unless despite the employee's conviction of a violent or

serious felony, he or she has met the criteria to be eligible for employment pursuant to California Education Code section 44237(i) or (j). Clearance certification shall be submitted to the LEA. In addition, CONTRACTOR shall make a request for subsequent arrest service from the CDOJ as required by California Penal Code section 11105.2.

46. STAFF QUALIFICATIONS

CONTRACTOR shall ensure that all individuals employed, contracted, and/or otherwise hired by CONTRACTOR to provide classroom and/or individualized instruction or provide related services hold a license, certificate, permit, or other document equivalent to that which staff in a public school are required to hold to render the service consistent with Education Code section 56366.1(n)(1) and are qualified pursuant to Title 34 of the Code of Federal Regulations sections 200.56 and 200.58, and Title 5 of the California Code of Regulations sections 3001(r), 3051, 3064 and 3065. Such qualified staff may only provide related services within the scope of their professional license, certification or credential and ethical standards set by each profession and not assume responsibility or authority for another related services provider or special education teacher's scope of practice.

Only those nonpublic, nonsectarian schools or agencies located outside of California that employ staff who hold a current valid credential or license to render special education and related services as required by that state shall be eligible to be certified.

CONTRACTOR shall comply with personnel standards and qualifications regarding instructional aides and teacher assistants respectively pursuant to Federal requirements and California Education Code sections 45340 et seq. and 45350 et seq. Specifically, all paraprofessionals, including, but not limited to instructional aides and teacher assistants, employed, contracted, and/or otherwise hired by CONTRACTOR to provide classroom and/or individualized instruction or related services, shall possess a high school diploma (or higher) degree; or met a rigorous standard of quality and can demonstrate, through a formal state or local assessment (i) knowledge of, and the ability to assist in instructing, reading, writing, and mathematics; or (ii) knowledge of, and the ability to assist in instructing, reading readiness, writing readiness, and mathematics readiness, as appropriate. CONTRACTOR shall comply with all laws and regulations governing the licensed professions, including but not limited to, the provisions with respect to supervision.

In addition to meeting the certification requirements of the State of California, a CONTRACTOR that operates a CDE certified NPS program outside of this state and serving a student by this LEA shall be certified or licensed by that state to provide special education and related services and designated instruction and related services to pupils under the federal Individuals with Disabilities Education Act (20 U.S.C. Sec. 1400 et seq.).

47. VERIFICATION OF LICENSES, CREDENTIALS AND OTHER DOCUMENTS

CONTRACTOR shall submit to the LEA a staff list, and copies of all current and required licenses, certifications, credentials, permits and/or other documents which entitle the holder to provide special education and/or related services by CONTRACTOR and all individuals employed, contracted, and/or otherwise hired or sub-contracted by CONTRACTOR. The LEA may file all licenses, certifications, credentials, permits or other documents with the office of the County Superintendent of Schools. CONTRACTOR shall notify the LEA in writing within thirty (30) days when personnel changes occur which may affect the provision of special education and/or related services to LEA students. CONTRACTOR shall provide the LEA with the verified dates of fingerprint clearance, Department of Justice clearance and Tuberculosis Test clearance for all employees, approved subcontractors and/or volunteers prior to such individuals starting to work with any student.

CONTRACTOR shall monitor the status of licenses, certifications, credentials, permits and/or other documents for CONTRACTOR and all individuals employed, contracted, and/or otherwise hired by CONTRACTOR. CONTRACTOR shall immediately, and in no circumstances longer than five (5) business days, provide to the LEA updated information regarding the status of licenses, certifications, credentials, permits and/or other documents of any known changes.

48. STAFF ABSENCE

When CONTRACTOR is a nonpublic school and CONTRACTOR's classroom teacher is absent, CONTRACTOR shall provide an appropriately credentialed substitute teacher in the absent teacher's classroom in accordance with California Education Code section 56061. CONTRACTOR shall provide to the LEA documentation of substitute coverage. Substitute teachers shall remain with their assigned class during all instructional time. The LEA shall not be responsible for any payment for instruction and/or services when an appropriately credentialed substitute teacher is not provided in accordance with California Education Code section 56061.

When CONTRACTOR is a nonpublic agency and/or related services provider, and CONTRACTOR's service provider is absent, CONTRACTOR shall provide a qualified (as defined in section seven (7) of this agreement and as determined by the LEA) substitute, unless the LEA provides appropriate coverage in lieu of CONTRACTOR's service providers. It is understood that the parent of a student shall not be deemed to be a qualified substitute for his/her student. The LEA will not pay for services unless a qualified substitute is provided and/or CONTRACTOR provides documentation evidencing the provision of "make-up" services by a qualified service provider within thirty (30) calendar days from the date on which the services should have been provided. CONTRACTOR shall not "bank" or "carry over" make up service hours under any circumstances, unless otherwise agreed to in writing by CONTRACTOR and an authorized LEA representative.

49. STAFF PROFESSIONAL BEHAVIOR WHEN PROVIDING SERVICES AT SCHOOL OR SCHOOL RELATED EVENTS OR AT SCHOOL FACILITY AND/OR IN THE HOME

It is understood that all employees, subcontractors, and volunteers of any certified nonpublic school or nonpublic agency shall adhere to the customary professional and ethical standards when providing services. All practices shall only be within the scope of professional responsibility as defined in the professional code of conduct for each profession as well as any LEA professional standards as specified in Board policies and/or regulations when made available to the CONTRACTOR. Reports regarding student progress shall be consistent with the provision of this Master Contract.

For services provided on a public school campus, sign in/out procedures shall be followed by nonpublic agency providers working in a public school classroom along with all other procedures for being on campus consistent with school and LEA policy. It is understood that the public school credentialed classroom teacher is responsible for the instructional program, and all nonpublic agency service providers shall work collaboratively with the classroom teacher, who shall remain in charge of the instructional program.

For services provided in a pupil's home as specified in the IEP, CONTRACTOR must assure that the parent or an LEA-approved responsible adult is present during the provision of services. All problems and/or concerns reported to parents, both verbal and written shall also be provided to the LEA.

HEALTH AND SAFETY MANDATES

50. HEALTH AND SAFETY

CONTRACTOR shall comply with all applicable federal, state, and local laws, regulations, ordinances, policies, and procedures regarding student and employee health and safety. CONTRACTOR shall comply with the requirements of California Education Code sections 35021 et seq., 49406, and Health and Safety Code section 121525 regarding the examination of CONTRACTOR's employees and volunteers for tuberculosis. CONTRACTOR shall provide to the LEA documentation for each individual volunteering, employed, contracted, and/or otherwise hired by CONTRACTOR of such compliance before an individual comes in contact with an LEA student.

CONTRACTOR shall comply with OSHA Blood Borne Pathogens Standards, 29 Code of Federal Regulations (CFR) section 1910.1030, when providing medical treatment or assistance to a student. CONTRACTOR further agrees to provide annual training regarding universal health care precautions and to post required notices in areas designated in the California Health and Safety Code.

51. FACILITIES AND FACILITIES MODIFICATIONS

CONTRACTOR shall provide special education and/or related services to LEA students in facilities that comply with all applicable federal, state, and local laws, regulations, and ordinances related, but not limited to: disability access; fire, health, sanitation, and building standards and safety; fire warning systems; zoning permits; and occupancy capacity. When CONTRACTOR is a nonpublic school, CONTRACTOR shall conduct fire drills as required by Title 5 California Code of Regulations section 550. CONTRACTOR shall be responsible for any structural changes and/or modifications to CONTRACTOR's facilities is required to comply with applicable federal, state, and local laws, regulations, and ordinances.

52. ADMINISTRATION OF MEDICATION

Unless otherwise set forth in the student's ISA, CONTRACTOR shall comply with the requirements of California Education Code section 49423 and Title 5 of the California Code of Regulations section 600 et seq. when CONTRACTOR serves a LEA student that is required to take prescription and/or over-the-counter medication during the school day. CONTRACTOR may designate personnel to assist the LEA student with the administration of such medication after the LEA student's parent(s) provides to CONTRACTOR: (a) a written statement from a physician detailing the type, administration method, amount, and time schedules by which such medication shall be taken; and (b) a written statement from the LEA student's parent(s) granting CONTRACTOR permission to administer medication(s) as specified in the physician's statement. CONTRACTOR shall maintain, and provide to the LEA upon request, copies of such written statements. CONTRACTOR shall maintain a written log for each LEA student to whom medication is administered. Such written log shall specify the LEA student's name; the type of medication; the date, time, and amount of each administration; and the name of CONTRACTOR's employee who administered the medication. CONTRACTOR maintains full responsibility for assuring appropriate staff training in the administration of such medication consistent with student's physician's written orders. Any change in medication type, administration method, amount or schedule must be authorized by both a licensed physician and parent.

53. INCIDENT/ACCIDENT REPORTING

CONTRACTOR shall submit within 24 hours by fax and mail, or electronically, any accident or incident report to the LEA representative specified on Exhibit C, attached hereto and incorporated

herein, including any behavior incident or behavior emergency intervention. LEA may specify procedures to be implemented by CONTRACTOR or forms to be submitted by CONTRACTOR related to accident or incident reporting.

54. CHILD ABUSE REPORTING

CONTRACTOR hereby agrees to annually train all staff members, including volunteers, so that they are familiar with and agree to adhere to its own child and dependent adult abuse reporting obligations and procedures as specified in California Penal Code section 11164 et seq. To protect the privacy rights of all parties involved (i.e. reporter, child and alleged abuser), reports will remain confidential as required by law and professional ethical mandates. A written statement acknowledging the legal requirements of such reporting and verification of staff adherence to such reporting shall be submitted to the LEA.

55. SEXUAL HARASSMENT/DISCRIMINATION

CONTRACTOR shall have a Sexual and Gender Identity Harassment Policy that clearly describes the kinds of conduct that constitutes sexual harassment and that is prohibited by the CONTRACTOR's policy, as well as federal and state law. The policy should include procedures to make complaints without fear of retaliation, and for prompt and objective investigations of all sexual harassment complaints. CONTRACTOR further agrees to provide annual training to all employees regarding the laws concerning sexual harassment and related procedures.

56. REPORTING OF MISSING CHILDREN

CONTRACTOR assures the LEA that all staff members, including volunteers, are familiar with and agree to adhere to requirements for reporting missing children as specified in California Education Code section 49370. A written statement acknowledging the legal requirements of such reporting and verification of staff adherence to such reporting shall be properly submitted to the LEA. The written statement shall be submitted as specified by the LEA.

FINANCIAL

57. ENROLLMENT, CONTRACTING, SERVICE TRACKING, ATTENDANCE REPORTING, AND BILLING PROCEDURES

CONTRACTOR shall assure that the nonpublic school or nonpublic agency has the necessary financial resources to provide an appropriate education for the children enrolled and will distribute those resources in such a manner to implement the IEP and ISA for each and every student.

CONTRACTOR shall comply with all LEA procedures concerning enrollment, contracting, attendance reporting, service tracking and billing including requirements of electronic billing as specified by the LEA Procedure as well as provide all such records requested by LEA concerning the same. CONTRACTOR shall be paid for the provision of special education and/or related services specified in the LEA student's IEP and ISA which are provided on billable days of attendance. All payments by LEA shall be made in accordance with the terms and conditions of this Master Contract and all applicable federal and state laws.

CONTRACTOR shall maintain separate registers for the basic education program and each related service. Original attendance forms (for example, roll books for the basic education program, service tracking documents and notes for instructional assistants, behavioral intervention aides, bus aides, and each related service) shall be completed by the actual service provider whose signature shall appear on such forms and shall be available for review, inspection, or audit by the LEA during the

effective period of this Master Contract and for a period of five (5) years thereafter. CONTRACTOR shall verify the accuracy of minutes of reported attendance that is the basis of services being billed for payment.

CONTRACTOR shall submit invoices and related documents to the LEA for payment, for each calendar month when education or related services were provided. Invoices and related documents may be submitted electronically if requested by LEA and CONTRACTOR has the systems in place to generate the requested documents. The LEA may designate forms for use by CONTRACTOR when submitting invoices. At a minimum, each invoice must contain the following information: month of service; specific days and times of services coordinated by the LEA approved calendar unless otherwise specified in the ISA or agreed to by the LEA; name of staff who provided the service; approved cost of each invoice; total for each service and total for the monthly invoice; date invoice was mailed; signature of the nonpublic school/nonpublic agency administrator authorizing that the information is accurate and consistent with the ISA, CDE certificates and staff notification; verification that attendance report is attached as appropriate; indication of any made-up session consistent with this Master Contract; verification that progress reports have been provided consistent with the ISA (monthly or quarterly unless specified otherwise on the ISA); and the name or initials of each student for when the service was provided.

In the event services were not provided, rationale for why the services were not provided shall be included.

Such an invoice is subject to all conditions of this Master Contract. At the discretion of the LEA, an electronic invoice may be required provided such notice has been made in writing and training provided to the CONTRACTOR at no additional charge for such training.

Invoices shall be submitted no later than thirty (30) days after the end of the attendance accounting period in which the services were rendered. LEA shall make payment to CONTRACTOR based on the number of billable days of attendance and hours of service at rates specified in this Master Contract within forty-five (45) days of LEA's receipt of properly submitted hard copy of invoices prepared and submitted as specified in California Education Code Section 56366.5 and the LEA. CONTRACTOR shall correct deficiencies and submit rebilling invoices no later than thirty (30) calendar days after the invoice is returned by LEA. LEA shall pay properly submitted re-billing invoices no later than forty-five (45) days after the date a completely corrected re-billing invoice is received by the LEA.

In no case shall initial payment claim submission for any Master Contract fiscal year (July through June) extend beyond December 31st after the close of the fiscal year. In no case shall any rebilling for the Master Contract fiscal year (July through June) extend beyond six months after the close of the fiscal year unless approved by the LEA to resolve billing issues including rebilling issues directly related to a delay in obtaining information from the Commission on Teacher Credentialing regarding teacher qualification, but no later than 12 months from the close of the fiscal year. If the billing or rebilling error is the responsibility of the LEA, then no limit is set provided that the LEA and CONTRACTOR have communicated such concerns in writing during the 12-month period following the close of the fiscal year. LEA will not pay mileage for NPA employee.

58. RIGHT TO WITHHOLD PAYMENT

The LEA may withhold payment to CONTRACTOR when: (a) CONTRACTOR has failed to perform, in whole or in part, under the terms of this Master Contract; (b) CONTRACTOR has billed for services rendered on days other than billable days of attendance or for days when student was not in attendance and/or did not receive services; (c) CONTRACTOR was overpaid by LEA as determined by inspection, review, and/or audit of its program, work, and/or records; (d)

CONTRACTOR has failed to provide supporting documentation with an invoice, as required by EC 56366(c)(2); (e) education and/or related services are provided to LEA students by personnel who are not appropriately credentialed, licensed, or otherwise qualified; (f) LEA has not received, prior to school closure or contract termination, all documents concerning one or more LEA students enrolled in CONTRACTOR's educational program; (g) CONTRACTOR fails to confirm a student's change of residence to another district or confirms the change or residence to another district, but fails to notify LEA with five (5) days of such confirmation; or (h) CONTRACTOR receives payment from Medi-Cal or from any other agency or funding source for a service provided to a LEA student. It is understood that no payments shall be made for any invoices that are not received by six months following the close of the prior fiscal year, for services provided in that year.

Final payment to CONTRACTOR in connection with the cessation of operations and/or termination of a Master Contract will be subject to the same documentation standards described for all payment claims for regular ongoing operations. In addition, final payment may be withheld by the LEA until completion of a review or audit, if deemed necessary by the LEA. Such review or audit will be completed within ninety (90) days. The final payment may be adjusted to offset any previous payments to the CONTRACTOR determined to have been paid in error or in anticipation of correction of documentation deficiencies by the CONTRACTOR that remain uncorrected.

The amount which may be withheld by the LEA with respect to each of the subparagraphs of the preceding paragraph are as follows: (a) the value of the service CONTRACTOR failed to perform; (b) the amount of overpayment; (c) the portion of the invoice for which satisfactory documentation has not been provided by CONTRACTOR; (d) the amount invoiced for services provided by the individual not appropriately credentialed, licensed, or otherwise qualified; (e) the proportionate amount of the invoice related to the applicable pupil for the time period from the date of the violation occurred and until the violation is cured; or (f) the amount paid to CONTRACTOR by Medi-Cal or another agency or funding source for the service provided to the LEA student.

If the LEA determines that cause exists to withhold payment to CONTRACTOR, LEA shall, within ten (10) business days of this determination, provide to CONTRACTOR written notice that LEA is withholding payment. Such notice shall specify the basis or bases for the LEA's withholding payment and the amount to be withheld. Within thirty (30) days from the date of receipt of such notice, CONTRACTOR shall take all necessary and appropriate action to correct the deficiencies that form the basis for the LEA's withholding payment, submit a written request for extension of time to correct the deficiencies or submit to LEA written documentation demonstrating that the basis or bases cited by the LEA for withholding payment is unfounded. Upon receipt of CONTRACTOR's written request showing good cause, the LEA shall extend CONTRACTOR's time to correct deficiencies (usually an additional thirty (30) days), otherwise payment will be denied.

If after subsequent request for payment has been denied and CONTRACTOR believes that payment should not be withheld, CONTRACTOR shall send written notice to the LEA specifying the reason it believes payment should not be withheld. The LEA shall respond to CONTRACTOR's notice within thirty (30) business days by indicating that a warrant for the amount of payment will be made or stating the reason the LEA believes payment should not be made. If the LEA fails to respond within thirty (30) business days or a dispute regarding the withholding of payment continues after the LEA's response to CONTRACTOR's notice, CONTRACTOR may invoke the following escalation policy.

After forty-five (45) business days: The CONTRACTOR may notify the Authorized LEA's Representative of the dispute in writing. The LEA Authorized Representative shall respond to the CONTRACTOR in writing within fifteen (15) business days.

After sixty (60) business days: Disagreements between the LEA and CONTRACTOR concerning the Master Contract may be appealed to the Orange County Superintendent of Schools or the State Superintendent of Public Instruction pursuant to the provisions of California Education Code Section 56366(c)(2). CONTRACTOR disagrees with the language of California Education Code Section 56366(c)(2), and nothing herein shall constitute a waiver by CONTRACTOR of its right to challenge that provision.

59. PAYMENT FROM OUTSIDE AGENCIES

CONTRACTOR shall notify the LEA when Medi-Cal or any other agency is billed for the costs associated with the provision of special education and/or related services to LEA students. Upon request, CONTRACTOR shall provide to the LEA any and all documentation regarding reports, billing, and/or payment by Medi-Cal or any other agency for the costs associated with the provision of special education and/or related services to LEA students. CONTRACTOR shall provide prior written notice of the rights and protections required by Title 34 of the Code of Federal Regulations section 300.154(d) whenever it seeks to use the LEA students' public benefits to pay for special education and related services. Such notice shall be provided before seeking payment from Medi-Cal for the first time and annually thereafter.

60. PAYMENT FOR ABSENCES

NONPUBLIC SCHOOL STAFF ABSENCE

Whenever a classroom teacher employed by CONTRACTOR is absent, CONTRACTOR shall provide an appropriately credentialed substitute teacher in the absent teacher's classroom in accordance with California Education Code section 56061. CONTRACTOR shall provide to the LEA documentation of substitute coverage. Substitute teachers shall remain with their assigned class during all instructional time. The LEA will not pay for instruction and/or services unless said instruction or service is provided by an appropriately credentialed substitute teacher.

Whenever a related service provider is absent, CONTRACTOR shall provide a qualified (as defined in section seven (7) of this Agreement and as determined by LEA) substitute. The LEA will not pay for services unless a qualified substitute is provided and/or CONTRACTOR provides documentation evidencing the provision of "make-up" services by a qualified service provider within thirty (30) calendar days from the date on which the services should have been provided unless otherwise agreed in LEA student's IEP or ISA.

NONPUBLIC SCHOOL STUDENT ABSENCE

If CONTRACTOR is a nonpublic school, no later than the tenth (10th) cumulative day of the LEA student's unexcused absence, CONTRACTOR shall notify the LEA of such absence.

Criteria for a billable day for payment purposes is one day of attendance as defined in California Education Code, sections 46010, 46010.3 and 46307. The LEA shall not pay for services provided on days that a student's attendance does not qualify for Average Daily Attendance (ADA) reimbursement under state law. *Per Diem* rates for students whose IEPs authorize less than a full instructional day may be adjusted on a pro rata basis in accordance with the actual proportion of the school day the student was served. The LEA shall not be responsible for payment of DIS or related services for days on which a student's attendance does not qualify for Average Daily Attendance (ADA) reimbursement under state law, nor shall student be eligible for make-up services.

NONPUBLIC AGENCY STAFF ABSENCE

When CONTRACTOR is a nonpublic agency and CONTRACTOR's service provider is absent, CONTRACTOR shall provide a qualified (as defined in section seven (7) of this Agreement and as determined by the LEA) substitute, unless the LEA provides appropriate coverage in lieu of CONTRACTOR's service providers. The LEA shall not pay for services unless a qualified substitute is provided and/or CONTRACTOR provides documentation evidencing the provision of "make-up" services by a qualified service provider within thirty (30) calendar days from the date on which the services should have been provided. CONTRACTOR shall not "bank" or "carry over" make up service hours under any circumstances, unless otherwise agreed to in writing by CONTRACTOR and the LEA. In the event services were not provided, reasons for why the services were not provided shall be included. In the event of a service provider absence for Behavior Intervention Implementation services provided at the school site, services shall not be deemed eligible for make up.

NONPUBLIC AGENCY STUDENT ABSENCE

If CONTRACTOR is a nonpublic agency, it shall notify LEA of the absence of a LEA student no later than the fifth consecutive service day of the student's absence. The LEA shall not be responsible for the payment of services when a student is absent.

61. INSPECTION AND AUDIT

The CONTRACTOR shall maintain and the LEA shall have the right to examine and audit all of the books, records, documents, accounting procedures and practices and other evidence that reflect all costs claimed to have been incurred or fees claimed to have been earned under this Agreement.

CONTRACTOR shall provide the LEA access to all records including, but not limited to: student records as defined by California Education Code section 49061(b); registers and rollbooks of teachers; daily service logs and notes or other documents used to record the provision of related services; Medi-Cal/daily service logs and notes used to record provision of services provided by instructional assistants, behavior intervention aides, bus aides, and supervisors; absence verification records (parent/doctor notes, telephone logs, and related documents); bus rosters; staff lists specifying credentials held, business licenses held, documents evidencing other qualifications, social security numbers (last four digits unless otherwise required), dates of hire, and dates of termination; staff time sheets; non-paid staff and volunteer sign-in sheets; transportation and other related service subcontracts; school calendars; bell/class schedules when applicable; liability and worker's compensation insurance policies; state nonpublic school and/or agency certifications; by-laws; lists of current board of directors/trustees, if incorporated; other documents evidencing financial expenditures; federal/state payroll quarterly reports Form 941/DE3DP; and bank statements and canceled checks or facsimile thereof. Such access shall include unannounced inspections by the LEA. CONTRACTOR shall make available to the LEA all budgetary information including operating budgets submitted by CONTRACTOR to the LEA for the relevant contract period being audited.

CONTRACTOR shall make all records available at the office of the LEA or CONTRACTOR's offices at all reasonable times and without charge. All records shall be provided to the LEA within five (5) working days of a written request from the LEA. CONTRACTOR shall, at no cost to the LEA, provide reasonable assistance for such examination or audit. The LEA's rights under this section shall also include access to CONTRACTOR's offices for purposes of interviewing CONTRACTOR's employees. If any document or evidence is stored in an electronic form, a hard copy shall be made available to the LEA, unless the LEA agrees to the use of the electronic format.

CONTRACTOR shall obtain from its subcontractors and suppliers written agreements to the requirements of this section and shall provide a copy of such agreements to the LEA upon request by the LEA.

If an inspection, review, or audit by the LEA, a state agency, a federal agency, and/or an independent agency/firm determines that CONTRACTOR owes the LEA monies as a result of CONTRACTOR's over billing or failure to perform, in whole or in part, any of its obligations under this Master Contract, the LEA shall provide to CONTRACTOR written notice demanding payment from CONTRACTOR and specifying the basis or bases for such demand. Unless CONTRACTOR and the LEA otherwise agree in writing, CONTRACTOR shall pay to the LEA the full amount owed as result of CONTRACTOR's over billing and/or failure to perform, in whole or in part, any of its obligations under this Master Contract, as determined by an inspection, review, or audit by the LEA, a state agency, a federal agency, and/or an independent agency/firm. CONTRACTOR shall make such payment to the LEA within thirty (30) days of receipt of the LEA's written notice demanding payment.

62. RATE SCHEDULE

The rate schedule attached hereto as Exhibit A and incorporated herein by reference, limits the number of LEA students that may be enrolled and the maximum dollar amount of the contract. It may also limit the maximum number of students that can be provided specific services. Per Diem rates for LEA students whose IEPs authorize less than a full instructional day may be adjusted proportionally. In such cases only, the adjustments in basic education rate shall be based on the required minimum number of minutes per grade level as set forth in Paragraph 23 above and Education Code section 46000 et seq.

Special education and/or related services offered by CONTRACTOR shall be provided by qualified personnel as per State and Federal law, and the codes and charges for such educational and/or related services during the term of this contract, shall be as stated in Exhibit A.

63. DEBARMENT CERTIFICATION

By signing this agreement, CONTRACTOR certifies that:

- (a) CONTRACTOR and any of its shareholders, partners, or executive officers are not presently debarred, suspended, proposed for debarment, or declared ineligible for the award of contracts by any Federal agency, and
- (b) Has/have not, within a three-year period preceding this contract, been convicted of or had a civil judgment rendered against them for: commission of fraud or a criminal offense in connection with obtaining, attempting to obtain, or performing a Federal, state or local government contract or subcontract; violation of Federal or state antitrust statutes relating to the submission of offers; or commission of embezzlement, theft, forgery, bribery, falsification or destruction of records, making false statements, tax evasion, or receiving stolen property; and are not presently indicted for, or otherwise criminally or civilly charged by a Government entity with, commission of any of these offenses.

The parties hereto have executed this Master Contract by and through their duly authorized agents or representatives. This Master Contract is effective on the 1st day of July 2018 and terminates at 5:00 P.M. on June 30, 2019, unless sooner terminated as provide herein.

CONTRACTOR,
Del Sol School

LEA,
Santa Ana Unified School District

Nonpublic School/Agency

By:

Signature

Date

By:

Signature

Date

Kim B. Huynen Ph.D.
Name and Title of Authorized Representative

Manoj Roychowdhury
Assistant Superintendent of Business Services
Name and Title of Authorized Representative

Notices to CONTRACTOR shall be addressed to:

Notices to LEA shall be addressed to the designees as set forth on Exhibit C

Kim Huynen Ph.D.
Name

Del Sol School Inc
Nonpublic School/Agency/Related Service Provider

5406 Myra Ave.
Address

Cypress, CA 90630
City State Zip

714-828-6400 714-828-3400
Phone Fax

Drkim.delsol@gmail.com
Email

EXHIBIT A: RATES

CONTRACTOR Del Sol School **CONTRACTOR NUMBER** _____ **2018-2019**
(NONPUBLIC SCHOOL OR AGENCY) (CONTRACT YEAR)

Per CDE Certification, total enrollment may not exceed _____ **If blank, the number shall be as determine by CDE Certification.**

Rate Schedule. This rate schedule limits the number of LEA students that may be enrolled and the maximum dollar amount of the contract. It may also limit the maximum number of students that can be provided specific services. Special education and/or related services offered by CONTRACTOR, and the charges for such educational and/or related services during the term of this contract shall be as follows:

Payment under this contract may not exceed _____
 Total LEA enrollment may not exceed _____

	Rate	Period
A. <u>Basic Education Program/Special Education Instruction 1:1</u>	\$288	7/1/2018 - 6/30/2019
_____ 1:2	234	
Basic Education Program/Dual Enrollment		

Per diem rates for LEA students whose IEPs authorize less than a full instructional day may be adjusted proportionally.

B. Related Services

(1) a. Transportation – Round Trip		
b. Transportation – One Way		
c. Transportation – Dual Enrollment (1:1 Aid)		
d. Public Transportation		
e. Parent*		
(2) a. Educational Counseling – Individual	\$90	Hour
b. Educational Counseling – Group of _____		
c. Counseling – Parent		
(3) a. Adapted Physical Education – Individual		
b. Adapted Physical Education – Group of _____		
c. Adapted Physical Education – Group of _____		
(4) a. Language and Speech Therapy – Individual	\$110	Hour
b. Language and Speech Therapy – Group of 2		
c. Language and Speech Therapy – Group of 3		
d. Language and Speech Therapy – Per diem		
e. Language and Speech – Consultation Rate		
(5) a. Additional Classroom Aide – Individual (must be authorized on IEP)	\$48	Hour
b. Additional Instructional Assistant – Group of 2		
c. Additional Instructional Assistant – Group of 3		
(6) Intensive Special Education Instruction**		
(7) a. Occupational Therapy – Individual		
b. Occupational Therapy – Group of 2		
c. Occupational Therapy – Group of 3		
d. Occupational Therapy – Group of 4 - 7		
e. Occupational Therapy – Consultation Rate		
(8) Physical Therapy		
(9) a. Behavior Intervention and Development: BID	\$90	Hour
b. Behavior Intervention – Supervision		
Provided by: _____		
(10) Nursing Services		
(12) Residential Board and Care		

(13) Residential Mental Health Services

(14) Other Psychological Services (licensed Psych)
School Psychological Assessment

\$90
\$90

Hour
Hour

*Parent transportation reimbursement rates are to be determined by the LEA.
**By credentialed Special Education Teacher.

EXHIBIT B

INDIVIDUAL SERVICES AGREEMENT FOR NONPUBLIC, NONSECTARIAN SCHOOL/AGENCY SERVICES
(Education Code Sections 56365 et seq.)

This agreement is effective on _____ or the date student begins attending a nonpublic school or begins receiving services from a nonpublic agency, if after the date identified, and terminates at 5:00 P.M. on June 30, 2019, unless sooner terminated as provided in the Master Contract and by applicable law.

Local Education Agency (LEA)				Nonpublic School/Agency			
Address				Address			
City, State Zip				City, State, Zip			
LEA Case Manager				Phone		Fax	
				E-Mail			
Student Last Name		Student First Name		Program Contact Name			
D.O.B.		I.D. #		Phone		Fax	
				E-Mail			
Grade	Level	Sex	() M () F		Education Schedule -- Regular School Year		
Parent/Guardian Last Name		Parent/Guardian First Name		Number of Days		Number of Weeks	
				Education Schedule -- Extended School Year			
Address				Number of Days		Number of Weeks	
City, State, Zip				Contract Begins		Ends	
Home Phone		Business		Master Contract Approved by the Governing Board on			

DESIGNATED INSTRUCTION AND SERVICES / RELATED SERVICES:

SERVICES	PROVIDER				Cost and Duration of Session	Number of Sessions per wk/mo/yr	Maximum Number of Sessions		Estimated Maximum/Total Cost for Contracted Period
	LEA	NPS	NPA	OTHER Specify			Reg School Year	ESY	
A. BASIC EDUCATION									
B. RELATED SERVICES									
1. Transportation a. Paid to NPS/A b. Reimburse parent									
2. Counseling a. Group b. Individual c. Family									
3. Adapted P.E.									
4. Speech/Language a. Group b. Individual									
5. Occupational Therapy a. Therapy b. Consultation									

B. RELATED SERVICES (cont'd)	Provider				Cost and Duration of Session	Number of Sessions per wk/ma/yr	Maximum Number of Sessions		Estimated Maximum Total Cost for Contracted Period
	LEA	NPS	NPA	OTHER Specify			Reg School Year	ESY	
6. Physical Therapy a. Therapy b. Consultation									
7. ABA a. Consult b. Direct c. Supervision d. Assessment									
8. One-to-One Aide									
9. Other									
C. Residential Services 1. Board and Care 2. Mental Health Services									
						TOTAL COST		\$	

ESTIMATED MAXIMUM RELATED SERVICES COST \$ _____

SPECIALIZED EQUIPMENT/SUPPLIES _____ \$ _____

TOTAL ESTIMATED MAXIMUM BASIC EDUCATION/ RELATED SERVICES COSTS/SPECIALIZED EQUIPMENT/SUPPLIES \$ _____

4. Other Provisions/Attachments:

5. Progress Reporting Requirements: _____ Quarterly _____ Monthly _____ Other (Specify) _____

MASTER CONTRACT APPROVED BY THE GOVERNING BOARD ON _____

The parties hereto have executed this Individual Services Agreement by and through their duly authorized agents or representatives as set forth below.

-CONTRACTOR-

-LEA-

(Name of Nonpublic School/Agency)

(Name of LEA)

(Signature)

(Date)

(Signature)

(Date)

(Name and Title)

(Name of Superintendent or Authorized Designee)

EXHIBIT C: NOTICES

In accordance with Section 8 of the Master Contract all notices to LEA shall be delivered in the manner specified in Section 8 to the following LEA Representatives:

1. For matters regarding the Administration of the Master Contract, Educational Program, Personnel and Health and Safety mandates, including Incident/Accident Reporting in accordance with Section 53, notices to LEA shall be delivered to:

[Mayra Helguera Ph.D.]

[Assistant Superintendent /SELPA] (i.e. SELPA Director/Special Education Director)

[1601 E. Chestnut Ave., Santa Ana, CA 92701]

[714-558-5832/714-480-5311]

[Mayra.helguera@sausd.us]

2. For matters regarding the Administration of the Master Contract including Insurance, Financial, including Payments, notices to LEA shall be delivered to:

[Insert Name]

[Insert Title] (i.e. Chief Business Official/Director of Fiscal Services)

[Insert Address]

[Insert Phone/Fax]

[Insert E-mail]

*NONPUBLIC, NONSECTARIAN
SCHOOL/AGENCY SERVICES*

MASTER CONTRACT

2018-2019

MASTER CONTRACT

GENERAL AGREEMENT FOR NONSECTARIAN,
NONPUBLIC SCHOOL AND AGENCY SERVICES

District SANTA ANA UNIFIED SCHOOL DISTRICT

Contract Year 2018-2019

X Nonpublic School (NPS)

 Nonpublic Agency (NPA)

Type of Contract:

 X Master Contract for fiscal year with Individual Service Agreements (ISA) to be approved throughout the term of this contract.

 Individual Master Contract for a specific student incorporating the Individual Service Agreement (ISA) into the terms of this Individual Master Contract specific to a single student.

 Interim Contract: an extension of the previous fiscal years approved contracts and rates. The sole purpose of this Interim Contract is to provide for ongoing funding at the prior year's rates for ninety (90) days at the discretion of the LEA and CONTRACTOR. Expiration Date:

When this section is included as part of any Master Contract, the changes specified above shall amend Section 4 – Term of Master Contract.

TABLE OF CONTENTS

I. GENERAL PROVISIONS

1. MASTER CONTRACT	1
2. CERTIFICATIONS AND LICENSES	1
3. COMPLIANCE WITH LAWS, STATUTES, REGULATIONS	2
4. TERM OF MASTER CONTRACT	2
5. INTEGRATION/CONTINUANCE OF CONTRACT FOLLOWING EXPIRATION OR TERMINATION	3
6. INDIVIDUAL SERVICES AGREEMENT	3
7. DEFINITIONS	4

II. ADMINISTRATION OF CONTRACT

8. NOTICES	5
9. MAINTENANCE OF RECORDS	5
10. SEVERABILITY CLAUSE	6
11. SUCCESSORS IN INTEREST	6
12. VENUE AND GOVERNING LAW	6
13. MODIFICATIONS AND AMENDMENTS REQUIRED TO CONFORM TO LEGAL AND ADMINISTRATIVE GUIDELINES	6
14. TERMINATION	7
15. INSURANCE	7
16. INDEMNIFICATION AND HOLD HARMLESS	8
17. INDEPENDENT CONTRACTOR	9
18. SUBCONTRACTING	9
19. CONFLICTS OF INTEREST	10
20. NON-DISCRIMINATION	10

III. EDUCATIONAL PROGRAM

21. FREE AND APPROPRIATE PUBLIC EDUCATION	10
22. GENERAL PROGRAM OF INSTRUCTION	11
23. INSTRUCTIONAL MINUTES	12
24. CLASS SIZE	12
25. CALENDARS	13
26. DATA REPORTING	14
27. LEAST RESTRICTIVE ENVIRONMENT/DUAL ENROLLMENT	14
28. STATEWIDE ACHIEVEMENT TESTING AND HIGH SCHOOL EXIT EXAMINATION	14
29. DISTRICT MANDATED ATTENDANCE AT MEETINGS	15
30. POSITIVE BEHAVIOR INTERVENTIONS	15
31. STUDENT DISCIPLINE	16
32. IEP TEAM MEETINGS	16
33. SURROGATE PARENTS	17
34. DUE PROCESS PROCEEDINGS	17
35. COMPLAINT PROCEDURES	17
36. LEA STUDENT PROGRESS REPORTS/REPORT CARD AND ASSESSMENTS	18
37. TRANSCRIPTS	19
38. LEA STUDENT CHANGE OF RESIDENCE	19
39. WITHDRAWAL OF LEA STUDENT FROM PROGRAM	19

40. PARENT ACCESS	19
41. SERVICES AND SUPERVISION AND PROFESSIONAL CONDUCT	19
42. LICENSED CHILDREN'S INSTITUTION CONTRACTORS	20
43. STATE MEAL MANDATE	20
44. MONITORING	21
IV. <u>PERSONNEL</u>	
45. CLEARANCE REQUIREMENTS	21
46. STAFF QUALIFICATIONS	22
47. VERIFICATION OF LICENSES, CREDENTIALS AND OTHER DOCUMENTS	22
48. STAFF ABSENCE	23
49. STAFF PROFESSIONAL BEHAVIOR WHEN PROVIDING SERVICES AT SCHOOL OR SCHOOL RELATED EVENTS OR AT SCHOOL FACILITY AND/OR IN THE HOME	23
V. <u>HEALTH AND SAFETY MANDATES</u>	
50. HEALTH AND SAFETY	24
51. FACILITIES AND FACILITIES MODIFICATION	24
52. ADMINISTRATION OF MEDICATION	24
53. INCIDENT/ACCIDENT REPORTING	24
54. CHILD ABUSE REPORTING	25
55. SEXUAL HARASSMENT/DISCRIMINATION	25
56. REPORTING OF MISSING CHILDREN	25
VI. <u>FINANCIAL</u>	
57. ENROLLMENT, CONTRACTING, SERVICE TRACKING, ATTENDANCE REPORTING AND BILLING PROCEDURES	25
58. RIGHT TO WITHHOLD PAYMENT	26
59. PAYMENT FROM OUTSIDE AGENCIES	28
60. PAYMENT FOR ABSENCES	28
61. INSPECTION AND AUDIT	29
62. RATE SCHEDULE	30
63. DEBARMENT CERTIFICATION	30
EXHIBIT A: RATES	32
EXHIBIT B: INDIVIDUAL SERVICES AGREEMENT	34
EXHIBIT C: NOTICES	36

2018-2019

CONTRACT NUMBER:

LEA: Santa Ana Unified School District

NONPUBLIC SCHOOL/AGENCY/RELATED SERVICES PROVIDER:

NONPUBLIC, NONSECTARIAN SCHOOL/AGENCY SERVICES
MASTER CONTRACT

AUTHORIZATION FOR MASTER CONTRACT AND GENERAL PROVISIONS

1. MASTER CONTRACT

This Master Contract is entered into this 26th day of June, 2018, between the Santa Ana Unified School District (hereinafter referred to as “District” or local educational agency “LEA”) and Devereux Colorado (hereinafter referred to as “CONTRACTOR”) for the purpose of providing special education and/or related services to District students with exceptional needs under the authorization of California Education Code sections 56157, 56361 and 56365 et seq. and Title 5 of the California Code of Regulations section 3000 et seq., AB490 (Chapter 862, Statutes of 2003) and AB1858 (Chapter 914, Statutes of 2004). It is understood that this agreement does not commit the District to pay for special education and/or related services provided to any District student, or CONTRACTOR to provide such special education and/or related services, unless and until an authorized LEA representative approves the provision of special education and/or related services by CONTRACTOR.

Upon acceptance of a student, LEA shall submit to CONTRACTOR an Individual Services Agreement (hereinafter referred to as “ISA”). Unless otherwise agreed in writing, the ISA shall acknowledge CONTRACTOR’s obligation to provide all services specified in the student’s Individualized Education Plan (hereinafter referred to as “IEP”). The ISA shall be executed within ninety (90) days of an LEA student’s enrollment. LEA and CONTRACTOR shall enter into an ISA for each LEA student served by CONTRACTOR.

Unless placement is made pursuant to an Office of Administrative Hearings (hereinafter referred to as “OAH”) order, a lawfully executed agreement between LEA and parent, authorized by LEA for a transfer student pursuant to California Education Code section 56325, or otherwise authorized by LEA without a signed IEP, LEA is not responsible for the costs associated with nonpublic school placement until the date on which an IEP team meeting is convened, the IEP team determines that a nonpublic school placement is appropriate, and the IEP is signed by the LEA student’s parent.

2. CERTIFICATIONS AND LICENSES

CONTRACTOR shall be certified by the California Department of Education (hereinafter referred to as “CDE”) as a nonpublic, nonsectarian school/agency. All nonpublic school and nonpublic agency services shall be provided consistent with the area of certification specified by CDE Certification and as defined in California Education Code, section 56366 et seq. and within the professional scope of practice of each provider’s license, certification and/or credential. In addition to meeting the certification requirements of the State of California, a CONTRACTOR that operates a program outside of this State shall be certified or licensed by that state to provide, respectively, special education and related services and designated instruction and related services to pupils under the federal Individuals with Disabilities Education Act (20 U.S.C. Sec. 1400 et seq.).

If CONTRACTOR is a licensed children's institution (hereinafter referred to as "LCI"), CONTRACTOR shall be licensed by the state, or other public agency having delegated authority by contract with the state to license, to provide nonmedical care to children, including, but not limited to, individuals with exceptional needs. The LCI must also comply with all licensing requirements relevant to the protection of the child, and have a special permit, if necessary, to meet the needs of each child so placed. If the CONTRACTOR operates a program outside of California and provides services to LEA students in such out-of-state program, CONTRACTOR must obtain all required licenses from the appropriate licensing agency in both California and in the state where the LCI is located.

A current copy of CONTRACTOR's licenses and nonpublic school/agency certifications, or a validly issued waiver of any such certification, must be provided to LEA on or before the date this Master Contract is executed by CONTRACTOR. CONTRACTOR must immediately (and under no circumstances longer than three (3) calendar days) notify LEA if any such licenses, certifications or waivers are expired, suspended, revoked, rescinded, or subject to a pending administrative or legal complaint or lawsuit, or otherwise nullified during the effective period of this Master Contract. If any such licenses, certifications or waivers are expired, suspended, revoked, rescinded, or otherwise nullified during the effective period of this Master Contract, this Master Contract shall terminate as of the date of such action.

With respect to CONTRACTOR's certification, failure to notify the LEA and CDE of any changes in: (1) credentialed/licensed staff; (2) ownership; (3) management and/or control of the agency; (4) major modification or relocation of facilities; or (5) significant modification of the program, constitutes a breach of the Master Contract and may result in the termination of this Master Contract by the LEA and/or suspension or revocation of CDE certification.

Total student enrollment shall be limited to capacity as stated on CDE certification. Total class size shall be limited to capacity as stated in Section 24 of the Master Contract.

3. COMPLIANCE WITH LAWS, STATUTES, REGULATIONS

During the term of this Master Contract, CONTRACTOR shall comply with all applicable federal, state, and local statutes, laws, ordinances, rules, policies, and regulations including but not limited to the provision of special education and/or related services, facilities for individuals with exceptional needs, pupil enrollment, attendance and transfer, corporal punishment, pupil discipline, and positive behavioral interventions.

CONTRACTOR acknowledges and understands that LEA may report to the CDE any violations of the provisions of this Master Contract, and that this may result in the suspension and/or revocation of CDE nonpublic school/agency certification pursuant to California Education Code section 56366.4(a).

4. TERM OF MASTER CONTRACT

The term of this Master Contract shall be from July 1, 2018 to June 30, 2019 (Title 5 California Code of Regulations section 3062(a)) unless otherwise stated. Neither the CONTRACTOR nor the LEA is required to renew this Master Contract in subsequent contract years. However, the parties acknowledge that any subsequent Master Contract is to be renegotiated prior to June 30, 2019. In the event a Master Contract is not renegotiated by June 30th, an interim contract may be made available as mutually agreed upon for up to 90 days from July 1 of the new fiscal year. (Title 5, California Code of Regulations, Section 3062(d).) No Master Contract will be offered unless and until all of the contracting requirements have been satisfied. The offer of a Master Contract to a CONTRACTOR is at the sole discretion of the LEA. Requests for renegotiation of any rate, including but not limited to, related services for the subsequent contract year, are to be submitted in

writing to Orange County Department of Education, Special Education Division, 200 Kalmus Drive, P.O. Box 9050, Costa Mesa, CA 92628-9050 prior to January 31, 2019.

5. INTEGRATION/CONTINUANCE OF CONTRACT FOLLOWING EXPIRATION OR TERMINATION

This Master Contract includes each Individual Services Agreement which is incorporated herein by this reference. This Master Contract supersedes any prior or contemporaneous written or oral understanding or agreement. This Master Contract may be amended only by written amendment executed by both parties.

CONTRACTOR shall provide the LEA with all information as requested in writing to secure a Master Contract or a renewal.

At a minimum, such information shall include copies of teacher credentials and clearance, insurance documentation and CDE certification. The LEA may require additional information as applicable. If the application packet is not completed and returned to the LEA, no Master Contract will be issued. If CONTRACTOR does not return the Master Contract to the LEA duly signed by an authorized representative within ninety (90) calendar days of issuance by LEA, the new contract rates will not take effect until the newly executed Master Contract is received by the LEA and will not be retroactive to the first day of the new Master Contract's effective date. If CONTRACTOR fails to execute the new Master Contract within such ninety (90) calendar day period, all payments shall cease until such time as the new Master Contract is signed. (California Education Code sections 56366(c)(1) and (2).) In the event that this Master Contract expires or terminates, CONTRACTOR and LEA shall continue to be bound to all of the terms and conditions of the most recent executed Master Contract between CONTRACTOR and LEA for so long as CONTRACTOR is servicing authorized LEA students at the direction of the LEA.

6. INDIVIDUAL SERVICES AGREEMENT

This Master Contract shall include an ISA developed for each LEA student for whom CONTRACTOR is to provide special education and/or related services. An ISA shall be substantially similar in form and content to the ISA set forth in Exhibit B, attached hereto and incorporated herein by reference. An ISA shall only be issued for LEA students enrolled with the approval of the LEA pursuant to Education Code section 56366(a)(2)(A). An ISA may be effective for more than one contract year provided that there is a concurrent Master Contract in effect. In the event that this Master Contract expires or terminates, CONTRACTOR shall continue to be bound to all of the terms and conditions of the most recent executed ISAs between CONTRACTOR and LEA for so long as CONTRACTOR is servicing authorized LEA students.

Any and all changes to a LEA student's educational placement/program provided under this Master Contract and/or an ISA shall be made solely on the basis of a revision to the LEA student's IEP. At any time during the term of this Master Contract, a LEA student's parent, CONTRACTOR, or LEA may request a review of a LEA student's IEP subject to all procedural safeguards required by law.

Unless otherwise provided in this Master Contract, the CONTRACTOR shall provide all services specified in the IEP unless the CONTRACTOR and the LEA agree otherwise in the ISA (California Education Code sections 56366(a)(5) and 3062(e)). In the event the CONTRACTOR is unable to provide a specific service at any time during the life of the ISA, the CONTRACTOR shall notify the LEA in writing within five (5) business days of the last date a service was provided.

If a parent or LEA contests the termination of an ISA by initiating a due process proceeding with the OAH, CONTRACTOR shall abide by the "stay-put" requirement of state and federal law unless the

parent agrees otherwise. CONTRACTOR shall abide by the “stay-put” requirement of state and federal law when placement in an interim alternative educational setting is made by the LEA or OAH consistent with 20 U.S.C. section 1415(k)(1). CONTRACTOR shall adhere to all the LEA requirements concerning changes in placement.

Disagreements between the LEA and CONTRACTOR concerning the formulation of an ISA or the Master Contract may be appealed to the County Superintendent of Schools of the County where the LEA is located, or the State Superintendent of Public Instruction pursuant to the provisions of California Education Code section 56366(c)(2). Nothing herein shall limit LEA or CONTRACTOR from engaging in alternative dispute resolution. CONTRACTOR disagrees with the language of Education Code section 56366(c)(2), and nothing herein shall constitute a waiver by CONTRACTOR of its rights to challenge that provision.

7. DEFINITIONS

The following definitions shall apply for purposes of this contract:

- a. The term “CONTRACTOR” means a nonpublic, nonsectarian school/agency certified by the California Department of Education and identified in Paragraph 1 above.
- b. The term “authorized LEA representative” means a LEA administrator designated to be responsible for nonpublic school/agencies.
- c. The term “credential” means a valid credential, life diploma, permit, or document in special education or pupil personnel services issued by, or under the jurisdiction of, the State Board of Education if issued prior to 1970 or the California Commission on Teacher Credentialing, which entitles the holder thereof to perform services for which certification qualifications are required as defined in Title 5 of the California Code of Regulations section 3001(g).
- d. The term "qualified" means that a person holds a certificate, permit or other document equivalent to that which staff in a public school are required to hold to provide special education and designated instruction and services, and has met federal and state certification, licensing, registration, or other comparable requirements which apply to the area in which he or she is providing special education or related services, including those requirements set forth in Title 5 of the California Code of Regulations sections 3064 and 3065, or, in the absence of such requirements, the state-education-agency-approved or recognized requirements, and adheres to the standards of professional practice established in federal and state law or regulation, including the standards contained in the California Business and Professions Code. Nothing in this definition shall be construed as restricting the activities of services of a graduate needing direct hours leading to licensure, or of a student teacher or intern leading to a graduate degree at an accredited or approved college or university, as authorized by state laws or regulations.
- e. The term “license” means a valid nonexpired document issued by a licensing agency within the Department of Consumer Affairs or other state licensing office authorized to grant licenses and authorizing the bearer of the document to provide certain professional services, including but not limited to mental health and board and care services at a residential placement, or refer to themselves using a specified professional title. If a license is not available through an appropriate state licensing agency, a certificate of registration with the appropriate professional organization at the national or state level which has standards established for the certificate that are equivalent to a license, shall be deemed to be a license as defined in Title 5 of the California Code of Regulations section 3001(r).

- f. Parent means a biological or adoptive parent unless the biological or adoptive parent does not have legal authority to make educational decisions for the child, a guardian generally authorized to act as the child’s parent or authorized to make educational decisions for the child, an individual acting in the place of a biological or adoptive parent, including a grandparent, stepparent, or other relative with whom the child lives, or an individual who is legally responsible for the child’s welfare, a surrogate parent, a foster parent if the authority of the biological or adoptive parent to make educational decisions on the child’s behalf has been specifically limited by court order in accordance with Code of Federal Regulations 300.30(b)(1) or (2). Parent does not include the state or any political subdivision of government or the nonpublic school or agency under contract with the LEA for the provision of special education or designated instruction and services for a child. (California Education Code section 56028).
- g. The term “days” means calendar days unless otherwise specified.
- h. The phrase “billable day” means a school day in which instructional minutes meet or exceed those in comparable LEA programs.
- i. The phrase “billable day of attendance” means a school day as defined in California Education Code Section 46307, in which a LEA student is in attendance and in which instructional minutes meet or exceed those in comparable LEA programs unless otherwise stipulated in an IEP or ISA.
- j. It is understood that the term “Master Contract” also means “Agreement” and is referred to as such in this document.

ADMINISTRATION OF CONTRACT

8. NOTICES

All notices provided for by this Master Contract shall be in writing. Notices shall be mailed by first class mail deposited with the United States Postal Service or delivered by hand and shall be effective as of the date of receipt by addressee. E-mail notifications may be used provided that a hard copy is also mailed by first class mail deposited with the United States Postal Service or delivered by hand and shall be effective as of the date of receipt by addressee via first class mail or hand delivery.

All notices mailed to the LEA shall be addressed to the person, or his/her designee as indicated on Exhibit C, attached hereto and incorporated herein by reference. Notices to CONTRACTOR shall be addressed as indicated on signature page of this Master Contract.

9. MAINTENANCE OF RECORDS

All records shall be maintained by CONTRACTOR as required by state and federal laws and regulations. Notwithstanding the foregoing sentence, CONTRACTOR shall maintain all records for at least five (5) years after the termination of this Master Contract. For purposes of this Master Contract, “records” shall include, but not be limited to student records as defined by California Education Code section 49061(b) including electronically stored information; cost data records as set forth in Title 5 of the California Code of Regulations section 3061; registers and roll books of teachers and/or daily service providers; daily service logs and notes and other documents used to record the provision of related services including supervision; daily service logs and notes used to record the provision of services provided through additional instructional assistants, NPA behavior intervention aides, and bus aides; absence verification records (parent/doctor notes, telephone logs, and related documents) if the CONTRACTOR is funded for excused absences, however, such records are not required if positive attendance is required; bus rosters; staff lists specifying

credentials held and documents evidencing other staff qualifications, social security numbers, dates of hire, and dates of termination; records of employee training and certification, staff time sheets; non-paid staff and volunteer sign-in sheets; transportation and other related services subcontracts; school calendars; bell/class schedules when applicable; liability and worker's compensation insurance policies; state nonpublic school and/or agency certifications by-laws; lists of current board of directors/trustees, if incorporated; documents evidencing financial expenditures; federal/state payroll quarterly reports; and bank statements and canceled checks or facsimile thereof.

CONTRACTOR shall maintain LEA student records in a secure location to ensure confidentiality and prevent unauthorized access. CONTRACTOR shall maintain a current list of the names and positions of CONTRACTOR's employees who have access to confidential records. CONTRACTOR shall maintain an access log for each LEA student's record which lists all persons, agencies, or organizations requesting or receiving information from the record. Such log shall be maintained as required by California Education Code section 49064 and include the name, title, agency/organization affiliation, and date/time of access for each individual requesting or receiving information from the LEA student's record. Such log needs to record access to the LEA student's records by: (a) the LEA student's parent; (b) an individual to whom written consent has been executed by the LEA student's parent; or (c) employees of LEA or CONTRACTOR having a legitimate educational interest in requesting or receiving information from the record. CONTRACTOR/LEA shall maintain copies of any written parental concerns granting access to student records. For purposes of this paragraph, "employees of LEA or CONTRACTOR" do not include subcontractors. CONTRACTOR shall grant parents access to student records, and comply with parents' requests for copies of student records, as required by state and federal laws and regulations. CONTRACTOR agrees, in the event of school or agency closure, to forward all records within five (5) business days to LEA. These shall include, but not limited to, current transcripts, IEP/ISPs, and reports. CONTRACTOR acknowledges and agrees that all student records maintained by CONTRACTOR as required by state and federal laws and regulations are the property of LEA and must be returned to LEA without dissemination to any other entity.

10. SEVERABILITY CLAUSE

If any provision of this Master Contract is held, in whole or in part, to be unenforceable for any reason, the remainder of that provision and of the entire Agreement shall be severable and remain in effect.

11. SUCCESSORS IN INTEREST

This contract binds CONTRACTOR's successors and assignees. CONTRACTOR shall notify the LEA of any change of ownership or corporate control.

12. VENUE AND GOVERNING LAW

The laws of the State of California shall govern the terms and conditions of this Master Contract with venue in Orange County.

13. MODIFICATIONS AND AMENDMENTS REQUIRED TO CONFORM TO LEGAL AND ADMINISTRATIVE GUIDELINES

This Master Contract may be modified or amended to conform to administrative and statutory guidelines issued by any state, federal or local governmental agency. The party seeking such modification shall provide thirty (30) days' notice of any such changes or modifications made to conform to administrative or statutory guidelines and a copy of the statute or regulation upon which

the modification or changes are based. If the parties cannot agree on such modifications or amendments, this Master Contract may be terminated in accordance with Paragraph 14.

14. TERMINATION

This Master Contract or an Individual Service Agreement may be terminated for cause. The cause shall not be the availability of a public class initiated during the period of the Master Contract or ISA unless the parent agrees to the transfer of the student to the public school program at an IEP team meeting. To terminate the Master Contract for cause, either party shall give twenty (20) days prior written notice to the other party (California Education Code section 56366(a)(4)). At the time of termination, CONTRACTOR shall provide to the LEA any and all documents CONTRACTOR is required to maintain under this Master Contract. ISAs are void upon termination of this Master Contract, except as specified above in Paragraph 5. CONTRACTOR or the LEA may also terminate an individual ISA for cause. To terminate the ISA, either party shall also give twenty (20) days prior written notice to the other.

15. INSURANCE

CONTRACTOR shall, at his, her, or its sole cost and expense, maintain in full force and effect, during the term of this Agreement, the following insurance coverage from a California licensed and/or admitted insurer with an A minus (A-), VII, or better rating from A.M. Best, sufficient to cover any claims, damages, liabilities, costs and expenses (including counsel fees) arising out of or in connection with CONTRACTOR'S fulfillment of any of its obligations under this Agreement:

- A. **Commercial General Liability Insurance**, including both bodily injury and property damage, with minimum limits as follows:

\$1,000,000 per occurrence
\$ 5,000 medical expenses
\$1,000,000 personal & adv. injury
\$2,000,000 general aggregate
\$5,000,000 sexual abuse or molestation per occurrence for NPS/RTC
\$3,000,000 sexual abuse or molestation per occurrence for NPS
\$3,000,000 sexual abuse or molestation per occurrence for NPA

- B. **Auto Liability Insurance**. To the extent vehicles are used to transport students, such vehicles shall have liability coverage of not less than \$10,000,000 million per occurrence combined single limit.

If CONTRACTOR uses a vehicle to travel to/from school sites, between schools and/or to/from students' homes or other locations as an approved service location by the LEA, CONTRACTOR must comply with State of California auto insurance requirements and maintain liability coverage with minimum limits of \$1,000,000 combined single limit per occurrence.

- C. **Workers' Compensation and Employers Liability Insurance** in a form and amount covering CONTRACTOR'S full liability under the California Workers' Compensation Insurance and Safety Act and in accordance with applicable state and federal laws.

Part A – Statutory Limits

Part B - \$1,000,000/\$1,000,000/\$1,000,000 Employers Liability

- D. **Errors & Omissions (E & O)/Malpractice (Professional Liability)** coverage with the following limits:
- \$1,000,000 per occurrence
 - \$2,000,000 general aggregate
- E. CONTRACTOR, upon execution of this Master Contract and periodically thereafter upon request, shall furnish the LEA with certificates of insurance and endorsements evidencing such coverage. The certificate of insurance shall include a thirty (30) day non-renewal, cancellation or modification notice provision. The Commercial General Liability and Automobile Liability policy shall name the LEA, District's Board of Education, agents, employees and volunteers as additional insured's on all insurance policies and premiums shall be paid by CONTRACTOR and shall be deemed included in CONTRACTOR's obligations under this contract at no additional charge.
- F. Unless CONTRACTOR is insured under the California Private Schools Self Insurance Group (CAPS SIG) or a similar self-insurance group, any deductibles or self-insured retentions above \$100,000 must be declared to and approved by the LEA. At its option, the LEA may require the CONTRACTOR, at the CONTRACTOR's sole cost, to: (a) cause its insurer to reduce to levels specified by the LEA or eliminate such deductibles or self-insured retentions with respect to the LEA, its officials and employees or (b) procure a bond guaranteeing payment of losses and related investigation.
- G. For any claims related to the services provided by CONTRACTOR, the CONTRACTOR's insurance coverage shall be primary insurance as respects the LEA, its subsidiaries, officials and employees. Any insurance or self-insurance maintained by the LEA, its subsidiaries, officials and employees shall be excess of the CONTRACTOR's insurance and shall not contribute with it.
- H. All Certificates of Insurance shall reference the contract number, name of the school or agency submitting the certificate, and the location of the school or agency submitting the certificate on the certificate.

If the LEA or CONTRACTOR determines that changes in insurance coverage obligations under this section is necessary, either party may reopen negotiations to modify the insurance obligations.

16. INDEMNIFICATION AND HOLD HARMLESS

To the fullest extent allowed by law, CONTRACTOR shall defend, indemnify and hold harmless LEA and its directors, officers, agents, employees and guests against any claim or demand arising from any actual or alleged act, error, or omission by CONTRACTOR or its directors, officers, agents, employees, volunteers or guests arising from CONTRACTOR's duties and obligations described in this Agreement or imposed by law.

To the fullest extent allowed by law, LEA shall defend, indemnify and hold harmless CONTRACTOR and its directors, officers, agents, employees and guests against any claim or demand arising from any actual or alleged act, error, or omission by LEA or its directors, officers, agents, employees, volunteers or guests arising from LEA's duties and obligations described in this Agreement or imposed by law.

17. INDEPENDENT CONTRACTOR

Nothing herein contained shall be construed to imply a joint venture, co-principal, partnership, principal-agent, employer-employee, or co-employer relationship between the LEA and CONTRACTOR. CONTRACTOR shall provide all services under this Agreement as an independent contractor, and neither party shall have the authority to bind or make any commitment on behalf of the other. Nothing contained in this Agreement shall be deemed to create any association, partnership, joint venture or relationship of principal and agent, master and servant, or employer and employee between the parties or any affiliates of the parties, or between the LEA and any individual assigned by CONTRACTOR to perform any services for the LEA.

If the LEA is held to be a partner, joint venturer, co-principal, employer or co-employer of CONTRACTOR based on any acts or omissions of CONTRACTOR, CONTRACTOR shall indemnify and hold harmless the LEA from and against any and all claims for loss, liability, or damages arising from that holding, as well as any expenses, costs, taxes, penalties and interest charges incurred by the LEA as a result of that holding. If CONTRACTOR is held to be a partner, joint venturer, co-principal, employer, or co-employer of the LEA based on any acts or omissions of LEA, LEA shall indemnify and hold harmless the CONTRACTOR from and against any and all claims for loss, liability, or damages arising from that holding, as well as any expenses, costs, taxes, penalties and interest charges incurred by the LEA as a result of that holding.

18. SUBCONTRACTING

CONTRACTOR shall provide written notification to LEA before subcontracting for special education and/or related services pursuant to this Master Contract. CONTRACTOR's written notification shall include the specific special education and/or related service to be subcontracted, including the corresponding hourly rate or fee. In the event LEA determines that it can provide the subcontracted service(s) at a lower rate, LEA may elect to provide such service(s). If LEA elects to provide such service(s), LEA shall provide written notification to CONTRACTOR within five (5) days of receipt of CONTRACTOR's original notice and CONTRACTOR shall not subcontract for said service(s).

CONTRACTOR shall incorporate all of the provisions of this Master Contract in all subcontracts unless written approval for any change is first obtained by the LEA. Furthermore, when CONTRACTOR enters into subcontracts for the provision of special education and/or related services (including without limitation transportation) for any LEA student, CONTRACTOR shall cause each subcontractor to procure and maintain insurance during the term of each subcontract. Such subcontractor's insurance shall comply with the provisions of Section 15. Each subcontractor shall furnish the LEA with original endorsements and certificates of insurance effecting coverage required by Section 15. The endorsements are to be signed by a person authorized by that insurer to bind coverage on its behalf. LEA may request that the certificates and endorsements be completed on forms provided by the LEA. All certificates and endorsements are to be received and approved by the LEA before the subcontractor's work commences. The Commercial General Liability and Automobile Liability policies shall name the LEA and the LEA/District Board of Education, agents, employees and volunteers as additional insured. If LEA does not approve the subcontractor's insurance, the LEA shall provide CONTRACTOR notice within fifteen (15) days.

As an alternative to the LEA's forms, a subcontractor's insurer may provide complete, certified copies of all required insurance policies, including endorsements affecting the coverage required by this Master Contract. All Certificates of Insurance shall reference the LEA contract number, name of the school or agency submitting the certificate, indication if nonpublic school or nonpublic agency, and the location of the school or agency submitting the certificate. In addition, all sub-contractors must meet

the requirements as contained in Section 45 (Clearance Requirements) and Section 46 (Staff Qualifications) of this Master Contract.

19. CONFLICTS OF INTEREST

CONTRACTOR shall provide to the LEA, upon request, a copy of its current bylaws and a current list of its Board of Directors (or Trustees), if it is incorporated. This can be provided via e-mail to the SELPA Director of the LEA. CONTRACTOR and any member of its Board of Directors (or Trustees) shall avoid any relationship with the LEA that constitutes or may constitute a conflict of interest pursuant to California Education Code section 56042 including, but not limited to, employment with LEA, provision of private party assessments and/or reports, and attendance at IEP team meetings acting as a student's advocate. Pursuant to California Education Code section 56042, an attorney or advocate for a parent of an individual with exceptional needs shall not recommend placement at CONTRACTOR's facility if the attorney or advocate is employed or contracted by the CONTRACTOR, or will receive a benefit from the CONTRACTOR, or otherwise has a conflict of interest.

Unless CONTRACTOR and the LEA otherwise agree in writing, the LEA shall neither execute an ISA with CONTRACTOR nor amend an existing ISA for a LEA student when a recommendation for special education and/or related services is based in whole or in part on assessment(s) or reports provided by CONTRACTOR to the LEA student without prior written authorization by LEA. This paragraph shall apply to CONTRACTOR regardless of when an assessment is performed or a report is prepared (i.e., before or after the LEA student is enrolled in CONTRACTOR's school/agency) or whether an assessment of the LEA student is performed or a report is prepared in the normal course of the services provided to the LEA student by CONTRACTOR. To avoid a conflict of interest, and in order to ensure the appropriateness of an Independent Educational Evaluation (hereinafter referred to as "IEE") and its recommendations, the LEA may, in its discretion, not fund an IEE by an evaluator who provides ongoing service(s) or is sought to provide service(s) to the student for whom the IEE is requested. Likewise, the LEA may, in its discretion, not fund services through the evaluator whose IEE the District agrees to fund. When no other appropriate assessor is available, the LEA may request and if CONTRACTOR agrees, the CONTRACTOR may provide an IEE.

CONTRACTOR shall not admit a student living within the jurisdictional boundaries of the LEA on a private pay or tuition free "scholarship" basis and concurrently or subsequently advise/request parent(s) to pursue funding for the admitted school year from the LEA through due process proceedings.

20. NON-DISCRIMINATION

CONTRACTOR shall not unlawfully discriminate on the basis of race, religion, sex, national origin, age, sexual orientation, disability or any other classification protected by federal or state law, in employment or operation of its programs.

EDUCATIONAL PROGRAM

21. FREE AND APPROPRIATE PUBLIC EDUCATION

LEA shall provide CONTRACTOR with a copy of the IEP including the Individualized Transition Plan (hereinafter referred to as "ITP") of each LEA student served by CONTRACTOR. CONTRACTOR shall provide to each LEA student special education and/or related services (including transition services) within the nonpublic school or nonpublic agency consistent with the LEA student's IEP and as specified in the ISA. If CONTRACTOR is a nonpublic school,

CONTRACTOR shall not accept a LEA student if it cannot provide or ensure the provision of the services outlined in the student's IEP.

Unless otherwise agreed to between CONTRACTOR and LEA, CONTRACTOR shall be responsible for the provision of all appropriate supplies, equipment, and/or facilities for LEA students, as specified in the LEA student's IEP and ISA. If an IEP team determines that a LEA student requires an assistive technology device based on an assessment, or requires low incidence equipment for eligible students with low incidence disabilities, LEA shall provide such assistive technology device or low incidence equipment when specified in the student's IEP and ISA, and if necessary, provide training on the use of the device/equipment. Such device/equipment remains the property of the LEA and shall be returned to the LEA when the IEP team determines the device/equipment is no longer needed or when the student is no longer enrolled in the nonpublic school. CONTRACTOR shall make no charge of any kind to parents for special education and/or related services as specified in the LEA student's IEP and ISA (including, but not limited to, screenings, assessments, or interviews that occur prior to or as a condition of the LEA student's enrollment under the terms of this Master Contract). CONTRACTOR may charge a LEA student's parent(s) for services and/or activities not necessary for the LEA student to receive a free appropriate public education after: (a) verification that any such charge or fee is not a "pupil fee" under Education Code section 49010 et. seq.; (b) written notification to the LEA student's parent(s) of the cost and voluntary nature of the services and/or activities; and (c) receipt by the LEA of the written notification and a written acknowledgment signed by the LEA student's parent(s) of the cost and voluntary nature of the services and/or activities. CONTRACTOR shall adhere to all LEA guidelines as well as all California state laws, regulations and guidelines prohibiting pupil fees, deposits or other charges.

Voluntary services and/or activities not necessary for the LEA student to receive a free appropriate public education shall not interfere with the LEA student's receipt of special education and/or related services as specified in the LEA student's IEP and ISA unless the LEA, CONTRACTOR and parent agree otherwise in writing.

22. GENERAL PROGRAM OF INSTRUCTION

All nonpublic school and nonpublic agency services shall be provided consistent with the area of certification specified by CDE Certification and as defined in California Education Code section 56366 et seq. and shall ensure that facilities are adequate to provide LEA students with an environment, which meets all pertinent health and safety regulations.

When CONTRACTOR is a nonpublic school, CONTRACTOR's general program of instruction shall: (a) utilize evidence-based practices and predictors and be consistent with LEA's standards regarding the particular course of study and curriculum; (b) include curriculum that addresses mathematics, literacy and the use of educational technology and transition services; (c) be consistent with CDE's standards regarding the particular course of study and curriculum; (d) provide the services as specified in the LEA student's IEP and ISA. LEA students shall have access to: (a) State Board of Education (SBE) - adopted Common Core State Standards (CCSS) and the same instructional materials for kindergarten and grades 1 to 8, inclusive; and provide standards – aligned core curriculum and instructional materials for grades 9 to 12, inclusive, used by a local education agency (LEA), that contracts with the nonpublic school; (b) college preparation courses; (c) extracurricular activities, such as art, sports, music and academic clubs; (d) career preparation and vocational training, consistent with transition plans pursuant to state and federal law and; (e) supplemental assistance, including individual academic tutoring, psychological counseling, and career and college counseling. CONTRACTOR's general program of instruction shall be described in writing and a copy provided to LEA prior to the effective date of this Master Contract.

When CONTRACTOR serves LEA students in grades nine through twelve inclusive, LEA shall provide to CONTRACTOR a specific list of the course requirements to be satisfied by the CONTRACTOR leading toward graduation or completion of LEA's diploma requirements including the graduation requirements for pupils in foster care, pupils who are homeless or former juvenile court school pupils as set forth in Education Code section 51225.1. CONTRACTOR shall not award a high school diploma to LEA students who have not successfully completed all of the LEA's graduation requirements unless otherwise permitted by law.

When CONTRACTOR is a nonpublic agency and/or related services provider, CONTRACTOR's general program of instruction and/or services shall utilize evidence-based practices and predictors and be consistent with LEA and CDE guidelines and certification, and provided as specified in the LEA student's IEP and ISA. The nonpublic agency providing Behavior Intervention services shall develop a written plan that specifies the nature of their nonpublic agency service for each student within thirty (30) days of enrollment and shall be provided in writing to the LEA. School-based services may not be unilaterally converted by CONTRACTOR to a substitute program or provided at a location not specifically authorized by the IEP team. Except for services provided by a CONTRACTOR that is a licensed children's institution, all services not provided in the school setting require the presence of a parent, guardian or adult caregiver during the delivery of services, provided such guardian or caregiver have a signed authorization by the parent or legal guardian to authorize emergency services as requested. Licensed Children's Institution (LCI) CONTRACTORS shall ensure that appropriate and qualified residential or clinical staff is present during the provision of services under this Master Contract. CONTRACTOR shall immediately notify LEA in writing if no parent, guardian or adult caregiver is present. CONTRACTOR shall provide to the LEA a written description of the services and location provided prior to the effective date of this Master Contract. Contractors providing Behavior Intervention services must have a trained behaviorist or trained equivalent on staff consistent with the requirements set forth in Education Code section 56520 et seq. It is understood that Behavior Intervention services are limited per CDE Certification and do not constitute as an instructional program.

When CONTRACTOR is a nonpublic agency, CONTRACTOR shall not provide transportation nor subcontract for transportation services.

23. INSTRUCTIONAL MINUTES

When CONTRACTOR is a nonpublic school, the total number of instructional minutes per school day provided by CONTRACTOR shall be at least equivalent to the number of instructional minutes per school day provided to LEA students at like grade level as required by Education Code section 46000 et seq. unless otherwise specified in the LEA student's IEP and ISA.

The total number of annual instructional minutes shall be at least equivalent to the total number of annual instructional minutes provided to LEA students attending LEA schools in like grade levels unless otherwise specified in the LEA student's IEP.

When CONTRACTOR is a nonpublic agency and/or related services provider, the total number of minutes per school day provided by CONTRACTOR shall be specified in the LEA student's ISA developed in accordance with the LEA student's IEP.

24. CLASS SIZE

When CONTRACTOR is a nonpublic school, CONTRACTOR shall ensure that class size shall not exceed a ratio of one teacher per twelve (12) students unless CONTRACTOR and the LEA agree otherwise, in writing. In the event of an LEA student experiencing excessive absenteeism or not regularly attending school, CONTRACTOR may provide written notice to each LEA with a student

enrolled in that specific classroom of CONTRACTOR that the class size in that classroom will increase above 12 students but shall not exceed 14 students, for a period not to exceed 60 calendar days.

In the event a nonpublic school is unable to fill a vacant teaching position responsible for direct instruction to students, and the vacancy has direct impact on the California Department of Education Certification of that school, the nonpublic school shall develop a plan to assure appropriate coverage of students by first utilizing existing certificated staff. The nonpublic school and the LEA may agree to one 30 school day period per contract year where class size may be increased to assure coverage by an appropriately credentialed teacher. Such an agreement shall be in writing and signed by both parties. This provision does not apply to a nonpublic agency.

CONTRACTOR providing special education instruction for individuals with exceptional needs between the ages of three and five years, inclusive, shall also comply with the appropriate instructional adult to child ratios pursuant to California Education Code sections 56440 et seq.

25. CALENDARS

When CONTRACTOR is a nonpublic school, CONTRACTOR shall submit to the LEA a school calendar with the total number of billable days not to exceed 180 days, plus up to twenty (20) extended school year billable days unless otherwise specified in the LEA student's IEP/IFSP and ISA. Billable days shall include only those days that are included on the submitted and approved school calendar, and/or required by the IEP (developed by the LEA) for each student. CONTRACTOR shall not be allowed to change its school calendar and/or amend the number of billable days without the prior written approval of the LEA. Nothing in this Master Contract shall be interpreted to require the LEA to accept any requests for calendar changes.

Unless otherwise specified by the students' IEP, educational services shall occur at the school site. A student shall only be eligible for extended school year services if such are recommended by his/her IEP Team and the provision of such is specifically included in the ISA. Extended school year shall consist of twenty (20) instructional days, unless otherwise agreed upon by the IEP Team convened by the LEA. Any days of extended school year in excess of twenty (20) billable days must be mutually agreed to, in writing, prior to the start of the extended school year.

Student must have actually been in attendance during the regular school year and/or during extended school year and actually received services on a billable day of attendance in order for CONTRACTOR to be eligible for payment. It is specifically understood that services may not be provided on weekends/holidays and other times when school is not in session, unless agreed to by the LEA, in writing, in advance of the delivery of any nonpublic school service. Any instructional days provided without this written agreement shall be at the sole financial responsibility of the CONTRACTOR.

CONTRACTOR shall observe the same legal holidays as the LEA and shall identify the dates of observance on its school calendar submitted to the LEA. Those holidays are Labor Day, Veteran's Day, Thanksgiving Day, Christmas Day, New Year's Day, Dr. Martin Luther King, Jr. Day, President's Day, Memorial Day and Independence Day. With the approval of the LEA, CONTRACTOR may revise the date upon which CONTRACTOR closes in observance of any of the holidays observed by LEA.

When CONTRACTOR is a nonpublic agency, CONTRACTOR shall be provided with a LEA-developed/approved calendar prior to the initiation of services. CONTRACTOR herein agrees to observe holidays as specified in the LEA-developed/approved calendar. CONTRACTOR shall provide services pursuant to the LEA-developed/approved calendar; or as specified in the LEA

student's IEP and ISA. Unless otherwise specified in the LEA student's ISA, CONTRACTOR shall provide related services to LEA students on only those days that the LEA student's school of attendance is in session and the LEA student attends school. CONTRACTOR shall bill only for services provided on billable days of attendance as indicated on the LEA calendar unless CONTRACTOR and the LEA agree otherwise, in writing. Student must have actually been in attendance and/or received services on a billable day of attendance in order for CONTRACTOR to be eligible for payment. It is specifically understood that services may not be provided on weekends/holidays and other times when school is not in session, unless agreed to by the LEA, in writing, in advance of the delivery of any nonpublic agency service provided by CONTRACTOR. Any instructional days provided without this written agreement shall be at the sole financial responsibility of the CONTRACTOR.

26. DATA REPORTING

CONTRACTOR shall agree to provide to the LEA, all data related to students who are served by the CONTRACTOR. This shall include any and all data related to any section of this Master Contract, including but not limited to student information and billing information. The specific format of the data to be provided shall be determined between the LEA and CONTRACTOR. CONTRACTOR shall not enter into a contract with a third party for the purpose of providing cloud-based services including but not limited digital storage, management and retrieval of pupil records or to provide digital educational software that authorizes such third party to access, store, and use pupil records, unless CONTRACTOR has obtained prior written authorization from LEA in compliance with Education Code section 49073.1.

The LEA may provide the CONTRACTOR with approved forms and/or format for such data, including but not limited to, approved electronic IEP systems, invoicing, attendance reports, and progress reports. The LEA may approve use of CONTRACTOR-provided forms at LEAs discretion.

27. LEAST RESTRICTIVE ENVIRONMENT/DUAL ENROLLMENT

CONTRACTOR and the LEA shall both follow policies and procedures that support Least Restrictive Environment ("LRE") options (and/or dual enrollment options if available and appropriate) for students to have access to the general curriculum and to be educated with their nondisabled peers to the maximum extent appropriate.

LRE placement options shall be addressed at all IEP team meetings regarding students for whom ISAs have been or may be executed. This shall include IEP team consideration of supplementary aids and services and goals and objectives necessary for placement in the LRE and necessary to enable students to transition to less restrictive settings.

When an IEP team has determined that a student should be transitioned into the public school setting, CONTRACTOR shall assist the LEA in implementing the IEP team's recommendations and/or activities to support the transition.

28. STATEWIDE ACHIEVEMENT TESTING

When CONTRACTOR is a nonpublic school, CONTRACTOR shall, in accordance with Education Code section 60640 et. seq. administer all Statewide assessments within the California Assessment of Student Performance and Progress ("CAASP"), Desired Results Developmental Profile ("DRDP"), California Alternative Assessment ("CAA"), achievement and abilities tests (using LEA-authorized assessment instruments), the Fitness Gram, and the English Language Proficiency Assessments for California ("ELPAC"), as appropriate to the student, and mandated by LEA

pursuant to LEA guidelines as well as state and federal laws and regulations, unless LEA notifies CONTRACTOR that it will administer such Statewide assessments.

When CONTRACTOR is a nonpublic school, CONTRACTOR is subject to the alternative accountability system developed pursuant to Education Code section 52052, in the same manner as public schools. Each LEA student placed with CONTRACTOR by the LEA shall be tested by qualified staff of CONTRACTOR in accordance with that accountability program. LEA shall provide test administration training to CONTRACTOR's qualified staff; CONTRACTOR shall attend LEA test training and comply with completion of all coding requirements as required by LEA. Contractor shall report the test results to the CDE as required by Education Code section 56366(a)(8)(A).

Where CONTRACTOR is a nonpublic school, CONTRACTOR shall administer all statewide achievement tests as mandated by the LEA and pursuant to the LEA guidelines, as well as state and federal laws and regulations, unless LEA notifies CONTRACTOR that it will administer such assessments.

29. DISTRICT MANDATED ATTENDANCE AT MEETINGS

CONTRACTOR shall attend District mandated meetings when legal mandates, and/or LEA policy and procedures are reviewed, including but not limited to the areas of: curriculum, high school graduation, standards-based instruction, behavior intervention, cultural and linguistic needs of students with disabilities, dual enrollment responsibilities, LRE responsibilities, transition services, and standardized testing. The LEA shall provide CONTRACTOR with reasonable advanced notice of mandated meetings. Attendance at such meetings shall not constitute a billable service hour(s).

30. POSITIVE BEHAVIOR INTERVENTIONS

CONTRACTOR shall comply with the requirements of Education Code section 56520 et seq. and applicable provisions of Title 5 of the California Code of Regulations regarding positive behavior interventions including, but not limited to: the completion of functional behavioral assessments; the development, implementation, monitoring, supervision, modification, and evaluation of behavior intervention plans; and emergency interventions. CONTRACTOR shall notify the parent/guardian residential care provider (if appropriate) and LEA within one (1) school day of any behavior incident including when an emergency intervention is used or serious property damage occurs as well as provide LEA with a copy of the behavioral emergency report. It is understood that the LEA may require additional requirements for staff qualifications beyond what is required in Title 5 of the California Code of Regulations sections 3064 and 3065. Such requirements will be provided in writing to CONTRACTOR prior to entering into an ISA for a LEA student. Failure to maintain adherence to staff qualification requirements shall constitute sufficient cause for contract termination. CONTRACTOR shall provide the LEA with all training protocols for behavior intervention staff who do not possess a license, credential or recognized certification as part of their Master Contract application. CONTRACTOR shall provide certification to LEA, upon request, that all behavior aides who do not possess a license, credential or other recognized certification have completed required training protocols within ten (10) days of the start of providing behavior intervention services to a LEA student. Failure to do so shall constitute sufficient cause for termination.

CONTRACTOR shall designate an individual employed, contracted, and/or otherwise hired by CONTRACTOR as a "behavior intervention case manager." CONTRACTOR shall maintain a written policy in compliance with Education Code section 56520 et seq. and applicable provisions of Title 5 of the California Code of Regulations regarding emergency interventions and behavioral emergency reports. Evidence of such training shall be submitted to the LEA at the beginning of the

school year and within fourteen (14) days of any new hire. CONTRACTOR shall ensure that all of its staff members are trained annually in crisis intervention and emergency procedures as related to appropriate behavior management strategies.

CONTRACTOR shall not authorize, order, consent to, or pay for any of the following prohibited interventions, or any other intervention similar to or like the following: (a) any intervention that is designed to, or likely to, cause physical pain, including but not limited to, electric shock; (b) releasing noxious, toxic, or otherwise unpleasant sprays, mists, or substances in proximity to the LEA student's face; (c) any intervention which denies adequate sleep, food, water, shelter, bedding, physical comfort, or access to bathroom facilities; (d) any intervention which is designed to subject, used to subject, or likely to subject the LEA student to verbal abuse, ridicule, or humiliation, or which can be expected to cause excessive emotional trauma; (e) restrictive interventions which employ a device, material, or objects that simultaneously immobilize all four extremities, including the procedure known as prone containment, except that prone containment or similar techniques may be used as a limited emergency intervention by CONTRACTOR's trained and qualified personnel as allowable by applicable law and regulations; (f) locked seclusion except as allowable by applicable law and regulations; (g) any intervention that precludes adequate supervision of the LEA student; and (h) any intervention which deprives the LEA student of one or more of his or her senses, pursuant to Education Code section 56521.2.

31. STUDENT DISCIPLINE

CONTRACTOR shall maintain and abide by a written policy for student discipline that is consistent with state and federal law and regulations.

When CONTRACTOR seeks to remove a LEA student from his/her current educational placement for disciplinary reasons, CONTRACTOR shall immediately submit a written discipline report to the LEA and a manifestation IEP team meeting shall be scheduled. Written discipline reports shall include, but not be limited to: the LEA student's name; the time, date, and description of the misconduct; the disciplinary action taken by CONTRACTOR; and the rationale for such disciplinary action. A copy of the LEA student's behavior plan, if any, shall be submitted with the written discipline report. CONTRACTOR and LEA agree to participate in a manifestation determination at an IEP meeting no later than the tenth (10th) day of suspension. CONTRACTOR shall notify and invite LEA representatives to the IEP team meeting where the manifestation determination will be made.

32. IEP TEAM MEETINGS

An IEP team meeting shall be convened at least annually to evaluate: (1) the educational progress of each student placed with CONTRACTOR, including all state assessment results pursuant to the requirements of Education Code section 52052; (2) whether or not the needs of the student continue to be best met at the nonpublic school and/or by the nonpublic agency; and (3) whether changes to the student's IEP are necessary, including whether the student may be transitioned to a public school setting. (California Education Code sections 56366(a)(2)(B)(i) and (ii).) If an LEA student is enrolled in the nonpublic school pursuant to a lawfully executed agreement between the LEA and parent, it shall be the responsibility of the LEA to notify CONTRACTOR in writing (1) when or whether an IEP meeting will be held, (2) whether placement in the nonpublic school should be documented as part of an IEP, and (3) the start date and, if known, the end date for services to be provided by CONTRACTOR to LEA student.

If a LEA student is to be transferred from a nonpublic school setting into a regular class setting in a public school for any part of the school day, the IEP team shall document, if appropriate, a description of activities provided to integrate the student into the regular education program,

including the nature of each activity as well as the time spent on the activity each day or week and a description of the activities provided to support the transition of the student from the special education program into the regular education program. Each LEA student shall be allowed to provide confidential input to any representative of his or her IEP team. Except as otherwise provided in the Master Contract, CONTRACTOR and the LEA shall participate in all IEP team meetings regarding LEA students for whom ISAs have been or may be executed. At any time during the term of this Master Contract, a parent, the CONTRACTOR or the LEA may request a review of the student's IEP, subject to all procedural safeguards required by law, including reasonable notice given to, and participation of, the CONTRACTOR in the meeting. Every effort shall be made to schedule IEP team meetings at a time and place that is mutually convenient to the parent(s), the CONTRACTOR and the LEA. CONTRACTOR shall provide to the LEA any and all assessments (including testing protocols) and written assessment reports created by CONTRACTOR and any of its agents or subcontractors, upon request. It is understood that attendance at an IEP meeting is part of CONTRACTOR'S professional responsibility and is not a billable service under this Master Contract.

If the CONTRACTOR or LEA is unable to convince the parent or guardian that he or she should attend the IEP, CONTRACTOR shall maintain a written record of its attempts to arrange a mutually agreed-upon time and place. The CONTRACTOR and LEA shall also take any action necessary to ensure that the parent or guardian understands the proceedings at a meeting, including arranging for an interpreter.

Changes in any LEA student's educational program, including instruction, services, or instructional setting, provided under this Master Contract may only be made on the basis of revisions to the student's IEP. In the event that the CONTRACTOR believes the student requires a change of placement, the CONTRACTOR may request a review of the student's IEP for the purposes of considering a change in the student's placement. Student is entitled to remain in the last agreed upon and implemented placement unless parent agrees otherwise or unless an interim alternative educational placement is deemed lawful and appropriate by the LEA or OAH.

33. SURROGATE PARENTS

CONTRACTOR shall comply with state and federal laws and regulations regarding assigning surrogate parents to LEA students.

34. DUE PROCESS PROCEEDINGS

CONTRACTOR shall fully participate in special education due process proceedings including mediations and hearings, as requested by the LEA. CONTRACTOR shall also fully participate in the investigation of any complaint filed with the State of California, the Office for Civil Rights, or any other state and/or federal governmental body or agency. Full participation shall include, but in no way be limited to, cooperating with LEA representatives to provide complete answers raised by any investigator and/or the immediate provision of any and all documentation that pertains to the operation of CONTRACTOR's program and/or the implementation of a particular student's IEP/IFSP.

35. COMPLAINT PROCEDURES

CONTRACTOR shall maintain and adhere to its own written procedures for responding to parent complaints. These procedures shall include annually notifying and providing parents of LEA students with appropriate information (including complaint forms) for the following: (1) Uniform Complaint Procedures pursuant to Title 5 of the California Code of Regulations section 4600 et seq.; (2) Nondiscrimination policies pursuant to Title 5 of the California Code of Regulations section 4960

(a); (3) Sexual Harassment Policies pursuant to California Education Code 231.5(a)(b)(c); (4) Student Grievance Procedure pursuant to Title IX 106.8 (a)(d) and 106.9 (a); and (5) Notice of Privacy Practices in compliance with Health Insurance Portability and Accountability Act (HIPPA). CONTRACTOR shall include verification of these procedures to the LEA.

36. LEA STUDENT PROGRESS REPORTS/REPORT CARDS AND ASSESSMENTS

Unless the LEA requests in writing that progress reports be provided on a monthly basis, CONTRACTOR shall provide to parents at least four written progress reports/report cards. At a minimum, progress reports shall include progress over time towards IEP goals and objectives. A copy of the progress reports/report cards shall be maintained at the CONTRACTOR's place of business and shall be submitted to the LEA and LEA student's parent(s).

CONTRACTOR shall also provide an LEA representative access to supporting documentation used to determine progress on any goal or objective, including but not limited to log sheets, observation notes, data sheets, pre-/post-tests, rubrics and other similar data collection used to determine progress or lack of progress on approved goals, objectives, transition plans or behavior support plans. The LEA may request copies of such data at any time within five (5) years of the date of service. CONTRACTOR agrees to maintain the information for at least five (5) years and also shall provide this data supporting progress within five (5) business days of request. Additional time may be granted as needed by the LEA.

CONTRACTOR shall complete academic or other assessment of the LEA student one month prior to the LEA student's annual or triennial review IEP team meeting for the purpose of reporting the LEA student's present levels of performance at the IEP team meeting as required by state and federal laws and regulations and pursuant to LEA policies, procedures, and/or practices. CONTRACTOR shall provide sufficient copies of its reports, documents, and projected goals to share with members of the IEP team five (5) business days prior to the IEP meeting. CONTRACTOR shall maintain supporting documentation such as test protocols and data collection, which shall be made available to LEA within five (5) business days of request.

CONTRACTOR is responsible for all assessment costs regarding the updating of goals and objectives, progress reporting and the development of present levels of performance. All assessments shall be provided by the LEA unless the LEA specifies in writing a request that CONTRACTOR perform such additional assessment. Any assessment costs may be added to the ISA and/or approved separately by the LEA at the LEA's sole discretion.

It is understood that all billable hours must be in direct services to pupils as specified in the ISA. For nonpublic agency services, supervision provided by a qualified individual as specified in Title 5 of the California Code of Regulations section 3065, shall be determined as appropriate and included in the ISA. Supervision means the direct observation of services, data review, case conferencing and program design consistent with professional standards for each professional's license, certification, or credential.

CONTRACTOR shall not charge the LEA student's parent(s) or LEA for the provision of progress reports, report cards, and/or any assessments, interviews, or meetings, unless the LEA agrees in writing prior to the completion of any work. It is understood that all billable hours have limits to those specified on the ISA consistent with the IEP. It is understood that copies of data collection notes, forms, charts and other such data are part of the pupil's record and shall be made available to the LEA upon written request.

37. TRANSCRIPTS

When CONTRACTOR is a nonpublic school, CONTRACTOR shall prepare transcripts at the close of each semester, or upon LEA student transfer, for LEA students in grades nine through twelve inclusive. CONTRACTOR shall submit all transcripts to the LEA Director of Special Education for evaluation of progress toward completion of diploma requirements as specified by LEA.

38. LEA STUDENT CHANGE OF RESIDENCE

Upon enrollment, CONTRACTOR shall notify parents in writing of their obligation to notify CONTRACTOR of the LEA student's change of residence. CONTRACTOR shall maintain, and provide upon request by LEA, documentation of such notice to parents. Within five (5) school days after CONTRACTOR becomes aware of a LEA student's change of residence, CONTRACTOR shall notify the LEA, in writing, of the LEA student's change of residence.

If CONTRACTOR had knowledge or should reasonably have had knowledge of the LEA student's change of residence boundaries and CONTRACTOR fails to follow the procedures specified in this provision, the LEA shall not be responsible for the costs of services delivered after the LEA student's change of residence.

39. WITHDRAWAL OF LEA STUDENT FROM PROGRAM

CONTRACTOR shall immediately report, by telephone and e-mail, to the LEA Representative responsible for overseeing nonpublic schools and nonpublic agencies, and any other required representative from the California Department of Education, when a LEA student is withdrawn from school and/or services. CONTRACTOR shall confirm such telephone call in writing via e-mail or other written notification to the LEA Director of Special Education and submit to the LEA and the Department of Education, if required, within five (5) business days of the withdrawal.

40. PARENT ACCESS

CONTRACTOR shall provide for reasonable parental access to LEA students and all facilities including, but not limited to, the instructional setting, recreational activity areas, meeting rooms and LEA student living quarters. CONTRACTOR shall comply with any known court orders regarding parental visits and access to LEA students.

CONTRACTOR, if operating a program with a residential component, shall cooperate with a parent's reasonable request for LEA student visits in their home during, but not limited to, holidays and weekends. CONTRACTOR shall ensure that parents obtain prior written authorization for therapeutic visits from the CONTRACTOR and the LEA.

41. SERVICES AND SUPERVISION AND PROFESSIONAL CONDUCT

If CONTRACTOR provides services on a LEA public school campus, CONTRACTOR shall comply with Penal Code section 627.1 et seq., as well as all other LEA and campus-specific policies and procedures regarding visitors to/on school campuses. CONTRACTOR shall be responsible for the purchase and provision of the supplies and assessment tools necessary to implement the provision of CONTRACTOR services on LEA public school campuses.

It is understood that the public school credentialed classroom teacher is responsible for the educational program.

It is understood that all employees, subcontractors and volunteers of any certified nonpublic school or agency shall adhere to customary professional standards when providing services. All practices shall be within the scope of professional responsibility as defined in the professional code of conduct for each profession. Reports regarding student progress shall be consistent with the provision of the Master Contract.

CONTRACTOR, if providing services in a student's home as specified in the ISA, shall assure that at least one parent of the child or an adult caregiver with written and signed authorization to make decisions in an emergency is present during the provision of services. The names of any adult caregiver other than the parent shall be provided to the LEA prior to the start of any home based services, including written and signed authorization in emergency situations. The parent shall inform the LEA of any changes of caregivers and provide written authorization for emergency situations. The adult caregiver cannot also be an employee or volunteer associated with the nonpublic school/nonpublic agency service provider. All problems and/or concerns reported to parents, both verbal and written shall also be provided to the LEA.

42. LICENSED CHILDREN'S INSTITUTION CONTRACTORS

If CONTRACTOR is a licensed children's institution, CONTRACTOR shall adhere to all legal requirements regarding educational placements for LCI students as stated in Education Code sections 56366(a)(2)(C) and 56366.9, Health and Safety Code section 1501.1 (AB1858, AB490 (Chapter 862, Statutes of 2003)) and any other applicable laws and/or regulations, including LEA guidelines or procedures. An LCI shall not require that a pupil be placed in its nonpublic school as a condition of being placed in its residential facility.

If CONTRACTOR is a nonpublic, nonsectarian school that is owned, operated by, or associated with a residential treatment center (hereinafter referred to as "NPS/RTC"), CONTRACTOR shall adhere to all legal requirements under the Individuals with Disabilities Education Act (IDEA), 20 U.S.C. section 1400 et seq. including the federal regulations 34 C.F.R section 300 et seq. and Education Code section 56000 et seq. including Title 5 of the California Code of Regulations section 3000 et seq.

In addition to meeting the certification requirements of the State of California, a CONTRACTOR that operates a program outside of this State shall be certified or licensed by that state to provide, respectively, special education and related services and designated instruction and related services to pupils under the federal Individuals with Disabilities Education Act (20 U.S.C. Sec. 1400 et seq.).

If CONTRACTOR is a nonpublic, nonsectarian school that is owned, operated by, or associated with a LCI, CONTRACTOR shall provide to the LEA, on a quarterly basis, a list of all LEA students, including those identified as eligible for special education. For those identified special education students, the list shall include: 1) special education eligibility at the time of enrollment; and 2) the educational placement and services specified in each student's IEP at the time of enrollment.

Unless placement is made pursuant to an Office of Administrative Hearings order or a lawfully executed agreement between the LEA and parent, the LEA is not responsible for the costs associated with nonpublic school placement until the date on which an IEP team meeting is convened, the IEP team determines that a nonpublic school placement is appropriate, and the IEP is signed by the LEA student's parent or another adult with educational decision-making rights.

43. STATE MEAL MANDATE

When CONTRACTOR is a nonpublic school, CONTRACTOR and LEA shall satisfy the State Meal Mandate under California Education Code sections 49530, 49530.5 and 49550.

44. MONITORING

CONTRACTOR shall allow representatives from the LEA access to its facilities for the purpose of monitoring each LEA student's instructional program. LEA shall have access to observe each LEA student at work, observe the instructional setting, interview CONTRACTOR, and review each LEA student's records and progress. Such access shall include unannounced monitoring visits. When making site visits, LEA shall initially report to CONTRACTOR's site administrative office. CONTRACTOR shall be invited to participate in the review of each student's progress.

If CONTRACTOR is also an LCI, the LEA or its SELPA shall annually evaluate whether CONTRACTOR is in compliance with Education Code section 56366.9 and Health and Safety Code section 1501.1(b).

The State Superintendent of Public Instruction ("Superintendent") shall monitor CONTRACTOR'S facilities, the educational environment, and the quality of the educational program, including the teaching staff, the credentials authorizing service, the standards-based core curriculum being employed, and the standard focused instructional materials used on a three-year cycle, as follows: (1) CONTRACTOR shall complete a self-review in year one; (2) the Superintendent shall conduct an onsite review in year two; and (3) the Superintendent shall conduct a follow-up visit in year three.

CONTRACTOR shall fully participate in any LEA and CDE compliance review, including any On-Site and Self Review and if applicable, District Validation Review. This review will address programmatic aspects of the nonpublic school/agency, compliance with relevant state and federal regulations, and Master Contract compliance. CONTRACTOR shall complete and submit a Nonpublic School/Agency Self-Review Assessment submitted as specified by the LEA. CONTRACTOR shall conduct any follow-up or corrective action procedures requested by LEA or CDE related to such compliance review.

CONTRACTOR understands that the LEA reserves the right to institute a program audit with or without cause. The program audit may include, but is not limited to, a review of core compliance areas of health and safety; curriculum/instruction; related services; and contractual, legal, and procedural compliance.

When CONTRACTOR is a nonpublic school, CONTRACTOR shall collect all applicable data and prepare the applicable portion of a School Accountability Report Card in accordance with California Education Code Section 33126.

PERSONNEL

45. CLEARANCE REQUIREMENTS

CONTRACTOR shall comply with the requirements of California Education Code section 44237, 35021.1 and 35021.2 including, but not limited to: obtaining clearance from both the California Department of Justice (hereinafter referred to as "CDOJ") and clearance from the Federal Bureau of Investigation (hereinafter referred to as "FBI") for all of CONTRACTOR's employees and volunteers who will have or likely may have any direct contact with LEA students. CONTRACTOR hereby agrees that CONTRACTOR's employees and volunteers who will have or likely may have direct contact with LEA students shall not come in contact with LEA students until both CDOJ and FBI clearance are ascertained. CONTRACTOR shall further certify in writing to the LEA that none of its employees, volunteers, or subcontractors who will have or likely may have any direct contact with LEA students have been convicted of a violent or serious felony as those terms are defined in California Education Code section 44237(h), unless despite the employee's conviction of a violent or

serious felony, he or she has met the criteria to be eligible for employment pursuant to California Education Code section 44237(i) or (j). Clearance certification shall be submitted to the LEA. In addition, CONTRACTOR shall make a request for subsequent arrest service from the CDOJ as required by California Penal Code section 11105.2.

46. STAFF QUALIFICATIONS

CONTRACTOR shall ensure that all individuals employed, contracted, and/or otherwise hired by CONTRACTOR to provide classroom and/or individualized instruction or provide related services hold a license, certificate, permit, or other document equivalent to that which staff in a public school are required to hold to render the service consistent with Education Code section 56366.1(n)(1) and are qualified pursuant to Title 34 of the Code of Federal Regulations sections 200.56 and 200.58, and Title 5 of the California Code of Regulations sections 3001(r), 3051, 3064 and 3065. Such qualified staff may only provide related services within the scope of their professional license, certification or credential and ethical standards set by each profession and not assume responsibility or authority for another related services provider or special education teacher's scope of practice.

Only those nonpublic, nonsectarian schools or agencies located outside of California that employ staff who hold a current valid credential or license to render special education and related services as required by that state shall be eligible to be certified.

CONTRACTOR shall comply with personnel standards and qualifications regarding instructional aides and teacher assistants respectively pursuant to Federal requirements and California Education Code sections 45340 et seq. and 45350 et seq. Specifically, all paraprofessionals, including, but not limited to instructional aides and teacher assistants, employed, contracted, and/or otherwise hired by CONTRACTOR to provide classroom and/or individualized instruction or related services, shall possess a high school diploma (or higher) degree; or met a rigorous standard of quality and can demonstrate, through a formal state or local assessment (i) knowledge of, and the ability to assist in instructing, reading, writing, and mathematics; or (ii) knowledge of, and the ability to assist in instructing, reading readiness, writing readiness, and mathematics readiness, as appropriate. CONTRACTOR shall comply with all laws and regulations governing the licensed professions, including but not limited to, the provisions with respect to supervision.

In addition to meeting the certification requirements of the State of California, a CONTRACTOR that operates a CDE certified NPS program outside of this state and serving a student by this LEA shall be certified or licensed by that state to provide special education and related services and designated instruction and related services to pupils under the federal Individuals with Disabilities Education Act (20 U.S.C. Sec. 1400 et seq.).

47. VERIFICATION OF LICENSES, CREDENTIALS AND OTHER DOCUMENTS

CONTRACTOR shall submit to the LEA a staff list, and copies of all current and required licenses, certifications, credentials, permits and/or other documents which entitle the holder to provide special education and/or related services by CONTRACTOR and all individuals employed, contracted, and/or otherwise hired or sub-contracted by CONTRACTOR. The LEA may file all licenses, certifications, credentials, permits or other documents with the office of the County Superintendent of Schools. CONTRACTOR shall notify the LEA in writing within thirty (30) days when personnel changes occur which may affect the provision of special education and/or related services to LEA students. CONTRACTOR shall provide the LEA with the verified dates of fingerprint clearance, Department of Justice clearance and Tuberculosis Test clearance for all employees, approved subcontractors and/or volunteers prior to such individuals starting to work with any student.

CONTRACTOR shall monitor the status of licenses, certifications, credentials, permits and/or other documents for CONTRACTOR and all individuals employed, contracted, and/or otherwise hired by CONTRACTOR. CONTRACTOR shall immediately, and in no circumstances longer than five (5) business days, provide to the LEA updated information regarding the status of licenses, certifications, credentials, permits and/or other documents of any known changes.

48. STAFF ABSENCE

When CONTRACTOR is a nonpublic school and CONTRACTOR's classroom teacher is absent, CONTRACTOR shall provide an appropriately credentialed substitute teacher in the absent teacher's classroom in accordance with California Education Code section 56061. CONTRACTOR shall provide to the LEA documentation of substitute coverage. Substitute teachers shall remain with their assigned class during all instructional time. The LEA shall not be responsible for any payment for instruction and/or services when an appropriately credentialed substitute teacher is not provided in accordance with California Education Code section 56061.

When CONTRACTOR is a nonpublic agency and/or related services provider, and CONTRACTOR's service provider is absent, CONTRACTOR shall provide a qualified (as defined in section seven (7) of this agreement and as determined by the LEA) substitute, unless the LEA provides appropriate coverage in lieu of CONTRACTOR's service providers. It is understood that the parent of a student shall not be deemed to be a qualified substitute for his/her student. The LEA will not pay for services unless a qualified substitute is provided and/or CONTRACTOR provides documentation evidencing the provision of "make-up" services by a qualified service provider within thirty (30) calendar days from the date on which the services should have been provided. CONTRACTOR shall not "bank" or "carry over" make up service hours under any circumstances, unless otherwise agreed to in writing by CONTRACTOR and an authorized LEA representative.

49. STAFF PROFESSIONAL BEHAVIOR WHEN PROVIDING SERVICES AT SCHOOL OR SCHOOL RELATED EVENTS OR AT SCHOOL FACILITY AND/OR IN THE HOME

It is understood that all employees, subcontractors, and volunteers of any certified nonpublic school or nonpublic agency shall adhere to the customary professional and ethical standards when providing services. All practices shall only be within the scope of professional responsibility as defined in the professional code of conduct for each profession as well as any LEA professional standards as specified in Board policies and/or regulations when made available to the CONTRACTOR. Reports regarding student progress shall be consistent with the provision of this Master Contract.

For services provided on a public school campus, sign in/out procedures shall be followed by nonpublic agency providers working in a public school classroom along with all other procedures for being on campus consistent with school and LEA policy. It is understood that the public school credentialed classroom teacher is responsible for the instructional program, and all nonpublic agency service providers shall work collaboratively with the classroom teacher, who shall remain in charge of the instructional program.

For services provided in a pupil's home as specified in the IEP, CONTRACTOR must assure that the parent or an LEA-approved responsible adult is present during the provision of services. All problems and/or concerns reported to parents, both verbal and written shall also be provided to the LEA.

HEALTH AND SAFETY MANDATES

50. HEALTH AND SAFETY

CONTRACTOR shall comply with all applicable federal, state, and local laws, regulations, ordinances, policies, and procedures regarding student and employee health and safety. CONTRACTOR shall comply with the requirements of California Education Code sections 35021 et seq., 49406, and Health and Safety Code section 121525 regarding the examination of CONTRACTOR's employees and volunteers for tuberculosis. CONTRACTOR shall provide to the LEA documentation for each individual volunteering, employed, contracted, and/or otherwise hired by CONTRACTOR of such compliance before an individual comes in contact with an LEA student.

CONTRACTOR shall comply with OSHA Blood Borne Pathogens Standards, 29 Code of Federal Regulations (CFR) section 1910.1030, when providing medical treatment or assistance to a student. CONTRACTOR further agrees to provide annual training regarding universal health care precautions and to post required notices in areas designated in the California Health and Safety Code.

51. FACILITIES AND FACILITIES MODIFICATIONS

CONTRACTOR shall provide special education and/or related services to LEA students in facilities that comply with all applicable federal, state, and local laws, regulations, and ordinances related, but not limited to: disability access; fire, health, sanitation, and building standards and safety; fire warning systems; zoning permits; and occupancy capacity. When CONTRACTOR is a nonpublic school, CONTRACTOR shall conduct fire drills as required by Title 5 California Code of Regulations section 550. CONTRACTOR shall be responsible for any structural changes and/or modifications to CONTRACTOR's facilities is required to comply with applicable federal, state, and local laws, regulations, and ordinances.

52. ADMINISTRATION OF MEDICATION

Unless otherwise set forth in the student's ISA, CONTRACTOR shall comply with the requirements of California Education Code section 49423 and Title 5 of the California Code of Regulations section 600 et seq. when CONTRACTOR serves a LEA student that is required to take prescription and/or over-the-counter medication during the school day. CONTRACTOR may designate personnel to assist the LEA student with the administration of such medication after the LEA student's parent(s) provides to CONTRACTOR: (a) a written statement from a physician detailing the type, administration method, amount, and time schedules by which such medication shall be taken; and (b) a written statement from the LEA student's parent(s) granting CONTRACTOR permission to administer medication(s) as specified in the physician's statement. CONTRACTOR shall maintain, and provide to the LEA upon request, copies of such written statements. CONTRACTOR shall maintain a written log for each LEA student to whom medication is administered. Such written log shall specify the LEA student's name; the type of medication; the date, time, and amount of each administration; and the name of CONTRACTOR's employee who administered the medication. CONTRACTOR maintains full responsibility for assuring appropriate staff training in the administration of such medication consistent with student's physician's written orders. Any change in medication type, administration method, amount or schedule must be authorized by both a licensed physician and parent.

53. INCIDENT/ACCIDENT REPORTING

CONTRACTOR shall submit within 24 hours by fax and mail, or electronically, any accident or incident report to the LEA representative specified on Exhibit C, attached hereto and incorporated

herein, including any behavior incident or behavior emergency intervention. LEA may specify procedures to be implemented by CONTRACTOR or forms to be submitted by CONTRACTOR related to accident or incident reporting.

54. CHILD ABUSE REPORTING

CONTRACTOR hereby agrees to annually train all staff members, including volunteers, so that they are familiar with and agree to adhere to its own child and dependent adult abuse reporting obligations and procedures as specified in California Penal Code section 11164 et seq. To protect the privacy rights of all parties involved (i.e. reporter, child and alleged abuser), reports will remain confidential as required by law and professional ethical mandates. A written statement acknowledging the legal requirements of such reporting and verification of staff adherence to such reporting shall be submitted to the LEA.

55. SEXUAL HARASSMENT/DISCRIMINATION

CONTRACTOR shall have a Sexual and Gender Identity Harassment Policy that clearly describes the kinds of conduct that constitutes sexual harassment and that is prohibited by the CONTRACTOR's policy, as well as federal and state law. The policy should include procedures to make complaints without fear of retaliation, and for prompt and objective investigations of all sexual harassment complaints. CONTRACTOR further agrees to provide annual training to all employees regarding the laws concerning sexual harassment and related procedures.

56. REPORTING OF MISSING CHILDREN

CONTRACTOR assures the LEA that all staff members, including volunteers, are familiar with and agree to adhere to requirements for reporting missing children as specified in California Education Code section 49370. A written statement acknowledging the legal requirements of such reporting and verification of staff adherence to such reporting shall be properly submitted to the LEA. The written statement shall be submitted as specified by the LEA.

FINANCIAL

57. ENROLLMENT, CONTRACTING, SERVICE TRACKING, ATTENDANCE REPORTING, AND BILLING PROCEDURES

CONTRACTOR shall assure that the nonpublic school or nonpublic agency has the necessary financial resources to provide an appropriate education for the children enrolled and will distribute those resources in such a manner to implement the IEP and ISA for each and every student.

CONTRACTOR shall comply with all LEA procedures concerning enrollment, contracting, attendance reporting, service tracking and billing including requirements of electronic billing as specified by the LEA Procedure as well as provide all such records requested by LEA concerning the same. CONTRACTOR shall be paid for the provision of special education and/or related services specified in the LEA student's IEP and ISA which are provided on billable days of attendance. All payments by LEA shall be made in accordance with the terms and conditions of this Master Contract and all applicable federal and state laws.

CONTRACTOR shall maintain separate registers for the basic education program and each related service. Original attendance forms (for example, roll books for the basic education program, service tracking documents and notes for instructional assistants, behavioral intervention aides, bus aides, and each related service) shall be completed by the actual service provider whose signature shall appear on such forms and shall be available for review, inspection, or audit by the LEA during the

effective period of this Master Contract and for a period of five (5) years thereafter. CONTRACTOR shall verify the accuracy of minutes of reported attendance that is the basis of services being billed for payment.

CONTRACTOR shall submit invoices and related documents to the LEA for payment, for each calendar month when education or related services were provided. Invoices and related documents may be submitted electronically if requested by LEA and CONTRACTOR has the systems in place to generate the requested documents. The LEA may designate forms for use by CONTRACTOR when submitting invoices. At a minimum, each invoice must contain the following information: month of service; specific days and times of services coordinated by the LEA approved calendar unless otherwise specified in the ISA or agreed to by the LEA; name of staff who provided the service; approved cost of each invoice; total for each service and total for the monthly invoice; date invoice was mailed; signature of the nonpublic school/nonpublic agency administrator authorizing that the information is accurate and consistent with the ISA, CDE certificates and staff notification; verification that attendance report is attached as appropriate; indication of any made-up session consistent with this Master Contract; verification that progress reports have been provided consistent with the ISA (monthly or quarterly unless specified otherwise on the ISA); and the name or initials of each student for when the service was provided.

In the event services were not provided, rationale for why the services were not provided shall be included.

Such an invoice is subject to all conditions of this Master Contract. At the discretion of the LEA, an electronic invoice may be required provided such notice has been made in writing and training provided to the CONTRACTOR at no additional charge for such training.

Invoices shall be submitted no later than thirty (30) days after the end of the attendance accounting period in which the services were rendered. LEA shall make payment to CONTRACTOR based on the number of billable days of attendance and hours of service at rates specified in this Master Contract within forty-five (45) days of LEA's receipt of properly submitted hard copy of invoices prepared and submitted as specified in California Education Code Section 56366.5 and the LEA. CONTRACTOR shall correct deficiencies and submit rebilling invoices no later than thirty (30) calendar days after the invoice is returned by LEA. LEA shall pay properly submitted re-billing invoices no later than forty-five (45) days after the date a completely corrected re-billing invoice is received by the LEA.

In no case shall initial payment claim submission for any Master Contract fiscal year (July through June) extend beyond December 31st after the close of the fiscal year. In no case shall any rebilling for the Master Contract fiscal year (July through June) extend beyond six months after the close of the fiscal year unless approved by the LEA to resolve billing issues including rebilling issues directly related to a delay in obtaining information from the Commission on Teacher Credentialing regarding teacher qualification, but no later than 12 months from the close of the fiscal year. If the billing or rebilling error is the responsibility of the LEA, then no limit is set provided that the LEA and CONTRACTOR have communicated such concerns in writing during the 12-month period following the close of the fiscal year. LEA will not pay mileage for NPA employee.

58. RIGHT TO WITHHOLD PAYMENT

The LEA may withhold payment to CONTRACTOR when: (a) CONTRACTOR has failed to perform, in whole or in part, under the terms of this Master Contract; (b) CONTRACTOR has billed for services rendered on days other than billable days of attendance or for days when student was not in attendance and/or did not receive services; (c) CONTRACTOR was overpaid by LEA as determined by inspection, review, and/or audit of its program, work, and/or records; (d)

CONTRACTOR has failed to provide supporting documentation with an invoice, as required by EC 56366(c)(2); (e) education and/or related services are provided to LEA students by personnel who are not appropriately credentialed, licensed, or otherwise qualified; (f) LEA has not received, prior to school closure or contract termination, all documents concerning one or more LEA students enrolled in CONTRACTOR's educational program; (g) CONTRACTOR fails to confirm a student's change of residence to another district or confirms the change or residence to another district, but fails to notify LEA with five (5) days of such confirmation; or (h) CONTRACTOR receives payment from Medi-Cal or from any other agency or funding source for a service provided to a LEA student. It is understood that no payments shall be made for any invoices that are not received by six months following the close of the prior fiscal year, for services provided in that year.

Final payment to CONTRACTOR in connection with the cessation of operations and/or termination of a Master Contract will be subject to the same documentation standards described for all payment claims for regular ongoing operations. In addition, final payment may be withheld by the LEA until completion of a review or audit, if deemed necessary by the LEA. Such review or audit will be completed within ninety (90) days. The final payment may be adjusted to offset any previous payments to the CONTRACTOR determined to have been paid in error or in anticipation of correction of documentation deficiencies by the CONTRACTOR that remain uncorrected.

The amount which may be withheld by the LEA with respect to each of the subparagraphs of the preceding paragraph are as follows: (a) the value of the service CONTRACTOR failed to perform; (b) the amount of overpayment; (c) the portion of the invoice for which satisfactory documentation has not been provided by CONTRACTOR; (d) the amount invoiced for services provided by the individual not appropriately credentialed, licensed, or otherwise qualified; (e) the proportionate amount of the invoice related to the applicable pupil for the time period from the date of the violation occurred and until the violation is cured; or (f) the amount paid to CONTRACTOR by Medi-Cal or another agency or funding source for the service provided to the LEA student.

If the LEA determines that cause exists to withhold payment to CONTRACTOR, LEA shall, within ten (10) business days of this determination, provide to CONTRACTOR written notice that LEA is withholding payment. Such notice shall specify the basis or bases for the LEA's withholding payment and the amount to be withheld. Within thirty (30) days from the date of receipt of such notice, CONTRACTOR shall take all necessary and appropriate action to correct the deficiencies that form the basis for the LEA's withholding payment, submit a written request for extension of time to correct the deficiencies or submit to LEA written documentation demonstrating that the basis or bases cited by the LEA for withholding payment is unfounded. Upon receipt of CONTRACTOR's written request showing good cause, the LEA shall extend CONTRACTOR's time to correct deficiencies (usually an additional thirty (30) days), otherwise payment will be denied.

If after subsequent request for payment has been denied and CONTRACTOR believes that payment should not be withheld, CONTRACTOR shall send written notice to the LEA specifying the reason it believes payment should not be withheld. The LEA shall respond to CONTRACTOR's notice within thirty (30) business days by indicating that a warrant for the amount of payment will be made or stating the reason the LEA believes payment should not be made. If the LEA fails to respond within thirty (30) business days or a dispute regarding the withholding of payment continues after the LEA's response to CONTRACTOR's notice, CONTRACTOR may invoke the following escalation policy.

After forty-five (45) business days: The CONTRACTOR may notify the Authorized LEA's Representative of the dispute in writing. The LEA Authorized Representative shall respond to the CONTRACTOR in writing within fifteen (15) business days.

After sixty (60) business days: Disagreements between the LEA and CONTRACTOR concerning the Master Contract may be appealed to the Orange County Superintendent of Schools or the State Superintendent of Public Instruction pursuant to the provisions of California Education Code Section 56366(c)(2). CONTRACTOR disagrees with the language of California Education Code Section 56366(c)(2), and nothing herein shall constitute a waiver by CONTRACTOR of its right to challenge that provision.

59. PAYMENT FROM OUTSIDE AGENCIES

CONTRACTOR shall notify the LEA when Medi-Cal or any other agency is billed for the costs associated with the provision of special education and/or related services to LEA students. Upon request, CONTRACTOR shall provide to the LEA any and all documentation regarding reports, billing, and/or payment by Medi-Cal or any other agency for the costs associated with the provision of special education and/or related services to LEA students. CONTRACTOR shall provide prior written notice of the rights and protections required by Title 34 of the Code of Federal Regulations section 300.154(d) whenever it seeks to use the LEA students' public benefits to pay for special education and related services. Such notice shall be provided before seeking payment from Medi-Cal for the first time and annually thereafter.

60. PAYMENT FOR ABSENCES

NONPUBLIC SCHOOL STAFF ABSENCE

Whenever a classroom teacher employed by CONTRACTOR is absent, CONTRACTOR shall provide an appropriately credentialed substitute teacher in the absent teacher's classroom in accordance with California Education Code section 56061. CONTRACTOR shall provide to the LEA documentation of substitute coverage. Substitute teachers shall remain with their assigned class during all instructional time. The LEA will not pay for instruction and/or services unless said instruction or service is provided by an appropriately credentialed substitute teacher.

Whenever a related service provider is absent, CONTRACTOR shall provide a qualified (as defined in section seven (7) of this Agreement and as determined by LEA) substitute. The LEA will not pay for services unless a qualified substitute is provided and/or CONTRACTOR provides documentation evidencing the provision of "make-up" services by a qualified service provider within thirty (30) calendar days from the date on which the services should have been provided unless otherwise agreed in LEA student's IEP or ISA.

NONPUBLIC SCHOOL STUDENT ABSENCE

If CONTRACTOR is a nonpublic school, no later than the tenth (10th) cumulative day of the LEA student's unexcused absence, CONTRACTOR shall notify the LEA of such absence.

Criteria for a billable day for payment purposes is one day of attendance as defined in California Education Code, sections 46010, 46010.3 and 46307. The LEA shall not pay for services provided on days that a student's attendance does not qualify for Average Daily Attendance (ADA) reimbursement under state law. *Per Diem* rates for students whose IEPs authorize less than a full instructional day may be adjusted on a pro rata basis in accordance with the actual proportion of the school day the student was served. The LEA shall not be responsible for payment of DIS or related services for days on which a student's attendance does not qualify for Average Daily Attendance (ADA) reimbursement under state law, nor shall student be eligible for make-up services.

NONPUBLIC AGENCY STAFF ABSENCE

When CONTRACTOR is a nonpublic agency and CONTRACTOR's service provider is absent, CONTRACTOR shall provide a qualified (as defined in section seven (7) of this Agreement and as determined by the LEA) substitute, unless the LEA provides appropriate coverage in lieu of CONTRACTOR's service providers. The LEA shall not pay for services unless a qualified substitute is provided and/or CONTRACTOR provides documentation evidencing the provision of "make-up" services by a qualified service provider within thirty (30) calendar days from the date on which the services should have been provided. CONTRACTOR shall not "bank" or "carry over" make up service hours under any circumstances, unless otherwise agreed to in writing by CONTRACTOR and the LEA. In the event services were not provided, reasons for why the services were not provided shall be included. In the event of a service provider absence for Behavior Intervention Implementation services provided at the school site, services shall not be deemed eligible for make up.

NONPUBLIC AGENCY STUDENT ABSENCE

If CONTRACTOR is a nonpublic agency, it shall notify LEA of the absence of a LEA student no later than the fifth consecutive service day of the student's absence. The LEA shall not be responsible for the payment of services when a student is absent.

61. INSPECTION AND AUDIT

The CONTRACTOR shall maintain and the LEA shall have the right to examine and audit all of the books, records, documents, accounting procedures and practices and other evidence that reflect all costs claimed to have been incurred or fees claimed to have been earned under this Agreement.

CONTRACTOR shall provide the LEA access to all records including, but not limited to: student records as defined by California Education Code section 49061(b); registers and rollbooks of teachers; daily service logs and notes or other documents used to record the provision of related services; Medi-Cal/daily service logs and notes used to record provision of services provided by instructional assistants, behavior intervention aides, bus aides, and supervisors; absence verification records (parent/doctor notes, telephone logs, and related documents); bus rosters; staff lists specifying credentials held, business licenses held, documents evidencing other qualifications, social security numbers (last four digits unless otherwise required), dates of hire, and dates of termination; staff time sheets; non-paid staff and volunteer sign-in sheets; transportation and other related service subcontracts; school calendars; bell/class schedules when applicable; liability and worker's compensation insurance policies; state nonpublic school and/or agency certifications; by-laws; lists of current board of directors/trustees, if incorporated; other documents evidencing financial expenditures; federal/state payroll quarterly reports Form 941/DE3DP; and bank statements and canceled checks or facsimile thereof. Such access shall include unannounced inspections by the LEA. CONTRACTOR shall make available to the LEA all budgetary information including operating budgets submitted by CONTRACTOR to the LEA for the relevant contract period being audited.

CONTRACTOR shall make all records available at the office of the LEA or CONTRACTOR's offices at all reasonable times and without charge. All records shall be provided to the LEA within five (5) working days of a written request from the LEA. CONTRACTOR shall, at no cost to the LEA, provide reasonable assistance for such examination or audit. The LEA's rights under this section shall also include access to CONTRACTOR's offices for purposes of interviewing CONTRACTOR's employees. If any document or evidence is stored in an electronic form, a hard copy shall be made available to the LEA, unless the LEA agrees to the use of the electronic format.

CONTRACTOR shall obtain from its subcontractors and suppliers written agreements to the requirements of this section and shall provide a copy of such agreements to the LEA upon request by the LEA.

If an inspection, review, or audit by the LEA, a state agency, a federal agency, and/or an independent agency/firm determines that CONTRACTOR owes the LEA monies as a result of CONTRACTOR's over billing or failure to perform, in whole or in part, any of its obligations under this Master Contract, the LEA shall provide to CONTRACTOR written notice demanding payment from CONTRACTOR and specifying the basis or bases for such demand. Unless CONTRACTOR and the LEA otherwise agree in writing, CONTRACTOR shall pay to the LEA the full amount owed as result of CONTRACTOR's over billing and/or failure to perform, in whole or in part, any of its obligations under this Master Contract, as determined by an inspection, review, or audit by the LEA, a state agency, a federal agency, and/or an independent agency/firm. CONTRACTOR shall make such payment to the LEA within thirty (30) days of receipt of the LEA's written notice demanding payment.

62. RATE SCHEDULE

The rate schedule attached hereto as Exhibit A and incorporated herein by reference, limits the number of LEA students that may be enrolled and the maximum dollar amount of the contract. It may also limit the maximum number of students that can be provided specific services. Per Diem rates for LEA students whose IEPs authorize less than a full instructional day may be adjusted proportionally. In such cases only, the adjustments in basic education rate shall be based on the required minimum number of minutes per grade level as set forth in Paragraph 23 above and Education Code section 46000 et seq.

Special education and/or related services offered by CONTRACTOR shall be provided by qualified personnel as per State and Federal law, and the codes and charges for such educational and/or related services during the term of this contract, shall be as stated in Exhibit A.

63. DEBARMENT CERTIFICATION

By signing this agreement, CONTRACTOR certifies that:

- (a) CONTRACTOR and any of its shareholders, partners, or executive officers are not presently debarred, suspended, proposed for debarment, or declared ineligible for the award of contracts by any Federal agency, and
- (b) Has/have not, within a three-year period preceding this contract, been convicted of or had a civil judgment rendered against them for: commission of fraud or a criminal offense in connection with obtaining, attempting to obtain, or performing a Federal, state or local government contract or subcontract; violation of Federal or state antitrust statutes relating to the submission of offers; or commission of embezzlement, theft, forgery, bribery, falsification or destruction of records, making false statements, tax evasion, or receiving stolen property; and are not presently indicted for, or otherwise criminally or civilly charged by a Government entity with, commission of any of these offenses.

The parties hereto have executed this Master Contract by and through their duly authorized agents or representatives. This Master Contract is effective on the 1st day of July 2018 and terminates at 5:00 P.M. on June 30, 2019, unless sooner terminated as provide herein.

CONTRACTOR,
Devereux Colorado

LEA,
Santa Ana Unified School District

Nonpublic School/Agency

By:

Signature

6/14/2018

Date

By:

Signature

Date

Perry W. May - Executive Director

Name and Title of Authorized
Representative

Manoj Roychowdhury
Assistant Superintendent of Business Services

Name and Title of Authorized
Representative

Notices to CONTRACTOR shall be addressed to:

Notices to LEA shall be addressed to the designees as set forth on Exhibit C

Perry W. May

Name

Devereux Cleo Wallace-Colorado

Nonpublic School/Agency/Related Service Provider

8405 Church Ranch Blvd.

Address

Westminster

CO

80233

City

State

Zip

303 438 2219

303-466-0904

Phone

Fax

pmay@devereux.org

Email

EXHIBIT A: RATES

CONTRACTOR Devereux Colorado **CONTRACTOR NUMBER** _____ **2018-2019**
(NONPUBLIC SCHOOL OR AGENCY) (CONTRACT YEAR)

Per CDE Certification, total enrollment may not exceed _____ **If blank, the number shall be as determine by**
CDE Certification.

Rate Schedule. This rate schedule limits the number of LEA students that may be enrolled and the maximum dollar amount of the contract. It may also limit the maximum number of students that can be provided specific services. Special education and/or related services offered by CONTRACTOR, and the charges for such educational and/or related services during the term of this contract shall be as follows:

Payment under this contract may not exceed _____
 Total LEA enrollment may not exceed _____

Rate	Period
\$132.29	7/1/2018 - 6/30/2019

A. Basic Education Program/Special Education Instruction
 Basic Education Program/Dual Enrollment

Per diem rates for LEA students whose IEPs authorize less than a full instructional day may be adjusted proportionally.

B. Related Services

(1)	a. Transportation – Round Trip	_____	_____
	b. Transportation – One Way	_____	_____
	c. Transportation – Dual Enrollment (1:1 Aid)	_____	_____
	d. Public Transportation	_____	_____
	e. Parent*	_____	_____
(2)	a. Educational Counseling – Individual	_____	_____
	b. Educational Counseling – Group of _____	_____	_____
	c. Counseling – Parent	_____	_____
(3)	a. Adapted Physical Education – Individual	_____	_____
	b. Adapted Physical Education – Group of _____	_____	_____
	c. Adapted Physical Education – Group of _____	_____	_____
(4)	a. Language and Speech Therapy – Individual	\$130	Hour
	b. Language and Speech Therapy – Group of 2	_____	_____
	c. Language and Speech Therapy – Group of 3	_____	_____
	d. Language and Speech Therapy – Per diem	_____	_____
	e. Language and Speech – Consultation Rate	_____	_____
(5)	a. Additional Classroom Aide – Individual (must be authorized on IEP)	\$25	Hour
	b. Additional Instructional Assistant – Group of 2	_____	_____
	c. Additional Instructional Assistant – Group of 3	_____	_____
(6)	Intensive Special Education Instruction**	\$130.35	Per Day
(7)	a. Occupational Therapy – Individual	\$130	Hour
	b. Occupational Therapy – Group of 2	_____	_____
	c. Occupational Therapy – Group of 3	_____	_____
	d. Occupational Therapy – Group of 4 - 7	_____	_____
	e. Occupational Therapy – Consultation Rate	_____	_____
(8)	Physical Therapy	_____	_____
(9)	a. Behavior Intervention	_____	_____
	b. Behavior Intervention – Supervision	_____	_____
	Provided by: _____	_____	_____
(10)	Nursing Services	_____	_____
(12)	Residential Board and Care	\$216.93	Per Day
(13)	Residential Mental Health Services	\$162.42	Per Day

(14) Other _____

_____	_____
_____	_____

*Parent transportation reimbursement rates are to be determined by the LEA.
**By credentialed Special Education Teacher.

EXHIBIT B

INDIVIDUAL SERVICES AGREEMENT FOR NONPUBLIC, NONSECTARIAN SCHOOL/AGENCY SERVICES
(Education Code Sections 56365 et seq.)

This agreement is effective on _____ or the date student begins attending a nonpublic school or begins receiving services from a nonpublic agency, if after the date identified, and terminates at 5:00 P.M. on June 30, 2019, unless sooner terminated as provided in the Master Contract and by applicable law.

Local Education Agency(LEA)				Nonpublic School/Agency			
Address				Address			
City, State Zip				City, State, Zip			
LEA Case Manager				Phone		Fax	
				E-Mail			
Student Last Name		Student First Name		Program Contact Name			
				Phone		Fax	
D.O.B.		I.D. #		E-Mail			
Grade		Level		Sex	() M () F	Education Schedule – Regular School Year	
Parent/Guardian Last Name		Parent/Guardian First Name		Number of Days		Number of Weeks	
				Education Schedule – Extended School Year			
				Number of Days		Number of Weeks	
Address				Contract Begins		Ends	
City, State, Zip				Master Contract Approved by the Governing Board on			
Home Phone		Business					

DESIGNATED INSTRUCTION AND SERVICES / RELATED SERVICES:

SERVICES	PROVIDER				Cost and Duration of Session	Number of Sessions per wk/mo/yr	Maximum Number of Sessions		Estimated Maximum Total Cost for Contracted Period
	LEA	NPS	NPA	OTHER Specify			Reg School Year	ESY	
A. BASIC EDUCATION									
B. RELATED SERVICES									
1. Transportation a. Paid to NPS/A b. Reimburse parent									
2. Counseling a. Group b. Individual c. Family									
3. Adapted P.E.									
4. Speech/Language a. Group b. Individual									
5. Occupational Therapy a. Therapy b. Consultation									

B. RELATED SERVICES (cont'd)	Provider				Cost and Duration of Session	Number of Sessions per wk/mo/yr	Maximum Number of Sessions		Estimated Maximum Total Cost for Contracted Period
	LEA	NPS	NPA	OTHER Specify			Reg School Year	ESY	
6. Physical Therapy a. Therapy b. Consultation									
7. ABA a. Consult b. Direct c. Supervision d. Assessment									
8. One-to-One Aide									
9. Other									
C. Residential Services 1. Board and Care 2. Mental Health Services									
						TOTAL COST			\$

ESTIMATED MAXIMUM RELATED SERVICES COST \$ _____

SPECIALIZED EQUIPMENT/SUPPLIES _____ \$ _____

TOTAL ESTIMATED MAXIMUM BASIC EDUCATION/ RELATED SERVICES COSTS/SPECIALIZED EQUIPMENT/SUPPLIES \$ _____

4. Other Provisions/Attachments:

5. Progress Reporting Requirements: _____ Quarterly _____ Monthly _____ Other (Specify) _____

MASTER CONTRACT APPROVED BY THE GOVERNING BOARD ON

The parties hereto have executed this Individual Services Agreement by and through their duly authorized agents or representatives as set forth below.

-CONTRACTOR-

-LEA-

(Name of Nonpublic School/Agency)

(Name of LEA)

(Signature)

(Date)

(Signature)

(Date)

(Name and Title)

(Name of Superintendent or Authorized Designee)

EXHIBIT C: NOTICES

In accordance with Section 8 of the Master Contract all notices to LEA shall be delivered in the manner specified in Section 8 to the following LEA Representatives:

1. For matters regarding the Administration of the Master Contract, Educational Program, Personnel and Health and Safety mandates, including Incident/Accident Reporting in accordance with Section 53, notices to LEA shall be delivered to:

[Mayra Helguera Ph.D.]

[Assistant Superintendent /SELPA] (i.e. SELPA Director/Special Education Director)

[1601 E. Chestnut Ave., Santa Ana, CA 92701]

[714-558-5832/714-480-5311]

[Mayra.helguera@sausd.us]

2. For matters regarding the Administration of the Master Contract including Insurance, Financial, including Payments, notices to LEA shall be delivered to:

[Insert Name]

[Insert Title] (i.e. Chief Business Official/Director of Fiscal Services)

[Insert Address]

[Insert Phone/Fax]

[Insert E-mail]

**AGENDA ITEM BACKUP SHEET
June 26, 2018**

Board Meeting

TITLE: Authorization to Reject all Bids for Bid Package No. 1 – CTE Construction Academy and Fitness Pavilion at Century High School

ITEM: Action

SUBMITTED BY: Orin L. Williams, Assistant Superintendent, Facilities and Governmental Relations

BACKGROUND INFORMATION:

Submitted for Board consideration is the staff recommendation to reject all bids for Bid Package No. 1 – CTE Construction Academy and Fitness Pavilion at Century High School.

RATIONALE:

Legal advertisement of notice calling for bids was placed in the Orange County Register on February 16 and February 23, 2018. District staff recommend that all bids be rejected. All bid amounts were significantly over budget. Staff identified items through value engineering which can be modified to reduce costs, as well as staff will attempt to generate increased bidder interest.

ITEM SUMMARY:
<ul style="list-style-type: none"> • The bids received significantly exceeded the project budget. • Work to be completed with District and alternative contractor forces. • Rejection of bids is in compliance with Board Policy <u>Bids 3311(a)</u> and Public Contract Code Section 20111(b).

Project Site	Bid Package	Description
Century High School	BP No. 1	CTE Construction Academy and Fitness Pavilion

LCAP Goal 3: All students and staff will work in a healthy, safe, and secure environment that supports learning.

LCAP Goal 3.3: Establish processes that support maintaining current facilities (school safety and maintenance).

FUNDING:

No fiscal impact.

RECOMMENDATION:

Authorize staff to reject all bids for Bid Package No. 1 – CTE Construction Academy and Fitness Pavilion at Century High School.

AGENDA ITEM BACKUP SHEET
June 26, 2018

Board Meeting

TITLE: Authorization to Award a Contract for Bid No. 27-18 – Hoover Elementary School Carpet Replacement

ITEM: Action

SUBMITTED BY: Orin L. Williams, Assistant Superintendent, Facilities and Governmental Relations

PREPARED BY: John Wysocki, Director, Building Services

BACKGROUND INFORMATION:

The purpose of this agenda item is to seek Board approval for approval to award a contract for Bid No. 27-18 - Hoover Elementary School Carpet Replacement.

RATIONALE:

Legal advertisement of notice calling for bids was placed in the *Orange County Register* on April 16, and April 23, 2018. On May 14, 2018, staff received and opened two bids. Progressive Surfacing represents the lowest responsive, responsible bidder

ITEM SUMMARY:

- Contractor selection is in compliance with Board Policy 3311(a) - Bids and Public Contract Code Sections 22030-22045.
- Bid Amount: \$224,400
- Contract Start: June 27, 2018
- Contract End: August 10, 2018

Contractor	Bid Amount
Progressive Surfacing	\$224,400
Interior Management, Inc.	\$288,500

LCAP Goal 3.4: Support school and district operations to create welcoming and productive school environments.

FUNDING:

Deferred Maintenance: \$224,400

RECOMMENDATION:

Authorize staff to award a contract to Progressive Surfacing. for Bid No. 27-18 - Hoover Elementary School Carpet Replacement.

**AGENDA ITEM BACKUP SHEET
June 26, 2018**

Board Meeting

TITLE: Authorization of Second Amendment to the Agreement with SVA Architects for Architectural Services for Various District Modernization Projects

ITEM: Action

SUBMITTED BY: Orin L. Williams, Assistant Superintendent, Facilities and Governmental Relations

PREPARED BY: Jeremy Cogan, Director of Facilities Planning

BACKGROUND INFORMATION:

An agreement with SVA Architects was approved by the Board on September 13, 2016 and later amended on November 28, 2017 to authorize SVA to complete the architectural and engineering documents required for modernization of six District schools. Once approved by the Division of the State Architect, the District may leverage State funding for these modernization projects. The purpose of this agenda item is to seek Board approval of a second amendment to the contract with SVA.

RATIONALE:

The first amendment to the agreement with SVA authorized the architect to incur certain costs for services outside the scope of the contract, such as professional surveying services, which would be reimbursed to the architect by the District. The first amendment authorized a single budget, \$40,000, for all six school sites undergoing modernization. Pursuant to this clause, SVA was directed to procure topographical surveys of each of the six school sites in order to proceed with the design of their modernization plans. As the total expense of surveying services total approximately \$79,815 across all six school sites, staff is recommending a second amendment to the contract to increase the budget for reimbursable expenses to a total of \$85,000.

ITEM SUMMARY:
<ul style="list-style-type: none"> • Second amendment to the agreement with SVA Architects for modernization at six schools. • Enables District to reimburse architect for topographical surveying services at six sites of approximately \$79,815. • Revised budget for reimbursable expenses: Original Total: \$40,000 Revised Total: \$85,000

LCAP Goal 3: All students and staff will work in a healthy, safe, and secure environment that supports learning.

LCAP Goal 3.3: Establish processes that support maintaining current facilities (school safety and maintenance).

LCAP Goal 3.10: Support the enhancement of school climate through smooth operations and processes.

FUNDING:

Capital Facilities Fund 25: Not to Exceed \$2,182,345

RECOMMENDATION:

Authorization of Second Amendment to the agreement with SVA Architects for Architectural Services for various District Modernization Projects.

Amendment # 2

Contract between SVA Architects and Santa Ana Unified School District, original Board approval 9/13/2016, revised 11/28/2017 and 6/26/2018.

This **AMENDMENT** is hereby entered into between the **Santa Ana Unified School District**, hereinafter referred to as “**DISTRICT**” and SVA Architects hereinafter referred to as “**CONSULTANT.**”

WHEREAS, DISTRICT is authorized by Section 53060 of the California Government Code to contract with and employ any persons for the furnishing of special services and advice in financial, economic, accounting, engineering, legal or administrative matters, if such persons are specially trained and experienced and competent to perform the special services required;

WHEREAS, CONSULTANT is specially trained and experienced and competent to perform the special services required by the DISTRICT, and such services are needed on a limited basis;

NOW, THEREFORE, the parties agree to amend the contract approved 9/13/2016 as follows:

1. **CONSULTANT:** Will provide services outlined in the agreement approved on 9/13/2016 and will also design additional school improvements, such as: enhanced classroom and office features, expanded community gathering/meeting spaces, increased security, improved kitchen and dining areas, and more extensive repairs of school infrastructure.
2. **Term.** CONSULTANT shall commence providing services under this amended AGREEMENT on 6/26/2018.
3. **Compensation.** DISTRICT agrees to pay the CONSULTANT for services satisfactorily rendered pursuant to this AMENDED AGREEMENT at total fee not to exceed \$2,182,345.

DISTRICT shall pay CONSULTANT 30 days after receipts of consultant invoice and with approval of a District representative.

All other terms of the initial AGREEMENT shall remain unchanged.

This AMENDED AGREEMENT is entered into this 27th Day of June, 2018.

DISTRICT:

By:

Signature

Manoj Roychowdhury

Printed Name

Assistant Superintendent, Business

Services

Title

Date Signed

CONSULTANT:

By:



Signature

Robert M. Simons

Printed Name

Partner & President

Title

6/18/2018

Date Signed

EXHIBIT A

PROPOSAED ARCHITECT'S FEE SCHEDULE

School Site	Chavez High School	Davis Elementary School	Heninger Elementary School	Kennedy Elementary School	Pio Pico Elementary School	Walker Elementary School	Total
Schematic Design	\$25,721	\$60,465	\$66,632	\$56,240	\$64,103	\$41,441	\$314,602
Design Development	\$34,295	\$80,620	\$88,842	\$74,987	\$85,470	\$55,255	\$419,469
Construction Documents	\$68,590	\$161,240	\$177,684	\$149,974	\$170,940	\$110,510	\$838,938
Bid & Award	\$5,144	\$12,093	\$13,326	\$11,248	\$12,821	\$8,288	\$62,920
Construction Administration	\$34,295	\$80,620	\$88,842	\$74,987	\$85,470	\$55,255	\$419,469
Project Closeout	\$3,430	\$8,062	\$8,884	\$7,499	\$8,546	\$5,526	\$41,947
Total	\$171,475	\$403,100	\$444,210	\$374,935	\$427,350	\$276,275	\$2,097,345
						Reimburseables	\$85,000
						Amendment 2	
						Total	\$2,182,345

AGENDA ITEM BACKUP SHEET
June 26, 2018

BOARD MEETING

TITLE: **Approval of Pre-Approved Consultant List for Construction Management Services for future District Projects**

ITEM: **Action**

SUBMITTED BY: **Orin L. Williams, Assistant Superintendent, Facilities and Governmental Relations**

PREPARED BY: **Jeremy Cogan, Director, Facilities Planning**

BACKGROUND INFORMATION:

The purpose of this agenda item is to approve the Pre-approved Consultant List of firms for construction management services for future District projects. The Pre-approved Consultant List for construction management services was last approved by the Board on July 26, 2011.

RATIONALE:

Staff issued Request for Qualifications (RFQ) No. 28-18 to update and supplement the District's Pre-approved Consultant List for construction management services. This list will allow staff to request proposals from qualifying firms on the list to expedite and facilitate the competitive selection process for future projects. When the need for construction management services arises, a firm will be selected on a case-by-case basis, based on project-specific qualifications and competitive price.

The RFQ was advertised, as legally required, in the *Orange County Register*, on the District's website, PlanetBids, on seven bid portals, and additional direct vendor outreach was performed to vendors. Forty-Six (46) received RFQ packages and ten (10) construction management firms submitted a response to the RFQ. Based on the outcome of an objective review, subjective review, and interview panel, staff recommends approval of four firms for the Pre-approved Consultant List of firms for construction management services. Vendor selection is in compliance with requirements within Board Policy.

Each response was reviewed and scored based on objective and subjective reviews, which in combination accounted for forty percent of a firm's total score, as well as an interview panel which accounted for sixty percent of a firm's total score. The objective review consists of a quantitative review of factual information submitted by each company, with a predefined scoring criteria to establish a minimum requirement to proceed to the next stage of evaluation. The objective review criteria were as follows:

ITEM SUMMARY:
<ul style="list-style-type: none"> • Requests for Qualification (RFQ) were received on April 27, 2018. • A vigorous 3-step vetting process was used to evaluate and select firms. • Of the 10 responses, staff recommends the top four (4) for the list of pre-approved construction management firms. • Individual project contracts will be brought separately to the Board for approval.

- Location/Accessibility to the District
- Past industry performance
- Past claims, lawsuits or contract arbitrations
- Industry references
- Completeness of submitted RFQ Response

RFQ responses were required to meet a minimum score of eighty percentage points during the objective review in order to move on to the subjective review. All firms met this requirement. The subjective review is a panel evaluation of specific sections of each firm’s response to be able to compare each firm’s approach to the scope of work outlined in the RFQ. The subjective review criteria were as follows:

- Project management experience
- Company approach to bid documents, field investigations, developing recommendations, providing reports, and constructability review

The outcome of the objective and subjective evaluation results was as follows:

Company	Objective Review	Subjective Review	Combined Score
Bernards	100%	80%	90%
Ledesma & Meyer Construction Co., Inc.	98%	73%	86%
Balfour Beatty	100%	53%	77%
TELACU	98%	53%	76%
Vanir Construction Management, Inc.	98%	47%	72%
Cumming	90%	53%	72%
California Construction Management	95%	43%	69%
AECOM	98%	37%	67%
Tilden-Coil Constructors, Inc.	95%	37%	66%
Erickson-Hall Construction	98%	33%	66%

All ten firms were invited to interviews. The interview panel guided firms through a series of questions that provided each firm an opportunity to express their unique qualifications and experience. The criteria of these questions were as follows:

- Unique expertise of firm
- Workforce and labor agreement experience
- Experience with active use school site construction
- Budget and timeline accuracy methods
- Project documentation and accountability

Interview panelists included the following positions:

- Director of Facilities Planning, SAUSD
- Director of Building Services, SAUSD
- Director of Career Technical Education, SAUSD
- Director of Construction, Irvine Unified School District
- Administrative Director of Support Services, Corona-Norco Unified School District

The outcome of the interview evaluation results was as follows:

Company	Interview Review	Total Score
Bernards	82%	85%
Balfour Beatty	89%	84%
Ledesma & Meyer Construction Co., Inc.	78%	81%
Tilden-Coil Constructors, Inc.	83%	76%
Cumming	65%	68%
TELACU	60%	66%
Erickson-Hall Construction	63%	64%
California Construction Management	59%	63%
AECOM	56%	61%
Vanir Construction Management, Inc.	0%	29%

Staff recommends adding the four highest scoring firms to the Pre-approved Consultant List of firms for construction management services.

Recommended Firms:

Company
Bernards
Balfour Beatty
Ledesma & Meyer Construction Co., Inc.
Tilden-Coil Constructors, Inc.

The amount of fees cannot be defined until individual projects and scopes of work are determined. The District will negotiate compensation with the construction management firms and will be presented in the future to the Board for review and approval.

LCAP Goal 3: All students and staff will work in a healthy, safe, and secure environment that supports learning.

FUNDING:

No impact to the General Fund.

RECOMMENDATION:

Approve the Pre-approved Consultant List for Construction Management services for future District projects.

**AGENDA ITEM BACKUP SHEET
June 26, 2018**

BOARD MEETING

TITLE: Approval of Pre-Approved Consultant List for Architectural Services for future District Projects

ITEM: Action

SUBMITTED BY: Orin L. Williams, Assistant Superintendent, Facilities and Governmental Relations

PREPARED BY: Jeremy Cogan, Director, Facilities Planning

BACKGROUND INFORMATION:

The purpose of this agenda item is to approve and supplement the Pre-approved Consultant List of firms for architectural services for future District projects. The Pre-approved Consultant List for architects was approved by the Board on May 9, 2017.

RATIONALE:

Staff issued Request for Qualifications (RFQ) No. 25-18 to update and supplement the District’s Pre-approved Consultant List for architectural services. This list will allow staff to request proposals from qualifying firms on the list to expedite and facilitate the competitive selection process for future projects. When the need for architectural services arises, a firm will be selected on a case-by-case basis, based on project-specific qualifications and competitive price.

The architectural firms that were previously Board approved on May 9, 2017 will remain on the list. Those firms are; Baker Nowicki Design Studio, DLR Group, Ghataode Bannon, Lentz Morrissey Architecture, Ruhnau Ruhnau Clarke Architects. Based on the outcome of an objective review, subjective review, and interview panel, staff recommends approval of four firms to be added to the Pre-approved Consultant List of firms for architectural services. Vendor selection is in compliance with requirements within Board Policy.

The RFQ was advertised, as legally required, in the *Orange County Register*, on the District’s website, PlanetBids, on six bid portals, and additional direct vendor outreach was performed to vendors. Sixty-Eight received RFP packages and twenty-five (25) architectural firms submitted proposals in response to the RFQ. Each proposal was reviewed and scored based on objective and subjective reviews, which in combination accounted for forty percent of a firm’s total score, as well as an interview panel which accounted for sixty percent of a firm’s total score.

ITEM SUMMARY:
<ul style="list-style-type: none"> • Requests for Qualification (RFQ) were received on April 11, 2018. • A vigorous 3-step vetting process was used to evaluate and select firms. • Of the 25 responses, staff recommends the top four (4) be added on the list of pre-approved architectural firms. • Individual project contracts will be brought separately to the Board for approval.

The objective review consists of a quantitative review of factual information submitted by each company, with a predefined scoring criteria to establish a minimum requirement to proceed to the next stage of proposal evaluation. The objective review criteria were as follows:

- Location/Accessibility to the District
- Past industry performance
- Past claims, lawsuits or contract arbitrations
- Industry references
- Completeness of submitted RFQ Response

RFQ responses were required to meet a minimum score of eighty percentage points during the objective review in order to move on to the subjective review. The subjective review is a panel evaluation of specific sections of each proposal to be able to compare each firms approach to the scope of work outlined in the RFQ. The subjective review criteria were as follows:

- Innovative project capabilities
- Project management procedures

The outcome of the objective and subjective evaluation results was as follows:

Company	Objective Review	Subjective Review	Combined Score
TBP Architect	98%	97%	97%
CO Architects	95%	97%	96%
ATI Architects + Engineering	98%	93%	96%
LPA, Inc.	98%	92%	95%
TSK, Inc.	95%	92%	93%
Westgroup Designs	95%	90%	93%
Lionakis	88%	97%	92%
HPI Architecture	98%	87%	92%
SVA Architects	100%	83%	92%
HMC Architects	95%	88%	92%
IBI Group	98%	83%	91%
Owen Group	98%	83%	91%
StudioWC	90%	87%	88%
WLC	95%	82%	88%
HED	85%	87%	86%
Little Diversified	98%	73%	86%
Berliner	93%	75%	84%
Aguilar Architects	85%	78%	82%

John Sergio Fisher Assoc.	93%	67%	80%
PBK Architects	90%	68%	79%
SGH	80%	60%	70%
Johnson Favaro	78%	0%	39%
Brahmbhatt	63%	0%	32%
Donald Krotee	0%	0%	0%
GKK Group	0%	0%	0%

The ten firms that achieved the highest combined scores after the objective review and subjective review were invited to interviews. The interview panel guided firms through a series of questions that provided each firm an opportunity to express their unique qualifications and experience. The criteria of these questions were as follows:

- Inspiration and impact on stakeholders
- Observations on potential improvements to traditional schools
- Example of best and greatest architectural work
- How the firm will elevate SAUSD
- How research drives design

Interview panelists included the following positions:

- Assistant Superintendent of Facilities and Governmental Relations, SAUSD
- Director of Facilities Planning, SAUSD
- Coordinator of Special Projects, SAUSD
- Facilities Manager, Garden Grove Unified School District
- Senior Program Executive, CFW Inc.

The outcome of the interview evaluation results was as follows:

Company	Interview Review	Total Score
HMC Architects	95%	94%
LPA, Inc.	90%	92%
Lionakis	81%	85%
Westgroup Designs	75%	82%
ATI Architects + Engineering	68%	79%
CO Architects	60%	74%
TSK, Inc.	61%	74%
HPI Architecture	61%	73%
TBP Architect	51%	70%
SVA Architects	48%	65%

the four highest scoring firms to the Pre-approved Consultant List of firms for architectural services.

Recommended Firms:

Company
HMC Architects
LPA Inc.
Lionakis
Westgroup Designs

The amount of fees cannot be defined until individual projects and scopes of work are determined. The District will negotiate compensation with the architectural firms as provided for in Government Code Section 4526, and would be presented in the future to the Board for review and approval.

LCAP Goal 3: All students and staff will work in a healthy, safe, and secure environment that supports learning.

FUNDING:

No impact to the General Fund.

RECOMMENDATION:

Approve the Pre-approved Consultant List for Architectural Services for future District projects.

**AGENDA ITEM BACKUP SHEET
June 26, 2018**

Board Meeting

TITLE: Authorization to Award a Contract for Bid No. 30-18 – Saddleback High School Field Grading and Reseeding

ITEM: Action

SUBMITTED BY: Orin L. Williams, Assistant Superintendent, Facilities and Governmental Relations

PREPARED BY: John Wysocki, Director, Building Services

BACKGROUND INFORMATION:

The purpose of this agenda item is to seek Board approval to award a contract for Bid No. 30-18 - Saddleback High School Field Grading and Reseeding.

RATIONALE:

Legal advertisement of notice calling for bids was placed in the *Orange County Register* on May 20, and May 27, 2018. On May 31, 2018, staff received and opened one bid. Professional Turf Specialists, Inc. represents the lowest responsive, responsible bidder

ITEM SUMMARY:

- Contractor selection is in compliance with Board Policy 3311(a) - Bids and Public Contract Code Sections 22030-22045.
- Bid Amount: \$96,550
- Contract Start: June 27, 2018
- Contract End: August 10, 2018

Contractor	Bid Amount
Professional Turf Specialists, Inc.	\$96,550

LCAP Goal 3.4: Support school and district operations to create welcoming and productive school environments.

FUNDING:

Deferred Maintenance: \$96,550

RECOMMENDATION:

Authorize staff to award a contract to Progressive Surfacing. for Bid No. 30-18 – Saddleback High School Field Grading and Reseeding

AGENDA ITEM BACKUP SHEET
June 26, 2018

Board Meeting

TITLE: **Approval of Classified Work Calendar for 2018-19 School Year**

ITEM: **Consent**

SUBMITTED BY: **Mark A. McKinney, Associate Superintendent, Human Resources**

BACKGROUND INFORMATION:

The purpose of this agenda item is to seek Board approval of the Classified Work Calendar for the 2018-19 school year.

RATIONALE:

The District and California School Employees Association (CSEA) have met on four separate occasions to review and negotiate the classified (traditional) work year calendar. The Board is being asked to ratify the agreement with CSEA regarding the 2018-2019 work year calendar. CSEA initiated their 610 process for approval of the calendar, which was passed and is now awaiting a ratification of its members. Included with the calendar is an MOU that provides the methodology in which the number of work days are determined. The District and CSEA worked together to create greater transparency for members to see the actual number of days an employee works. The calendar also includes the proposed mandatory Professional Development days.

ITEM SUMMARY:

- Classified work calendar is transparent and will better assist employees to understand the actual number of work days and mandatory Professional Development days.

FUNDING:

No fiscal impact.

RECOMMENDATION:

Approve the Classified Work Calendar for the 2018-19 school year.

MEMORANDUM OF UNDERSTANDING
 BETWEEN
 THE CALIFORNIA SCHOOL EMPLOYEES ASSOCIATION
 AND ITS SANTA ANA CHAPTER 41
 AND
 THE SANTA ANA UNIFIED SCHOOL DISTRICT

June 6, 2018

Pursuant to negotiations between the Santa Ana Unified School District (District) and the California School Employees Association (CSEA) and its Santa Ana Chapter #41, the following MOU is regarding the 2018-2019 classified work calendar.

1. The work year for all Classified unit members, including holidays, is indicated in the chart below.
- 2.


Work Months	Duty Days	Total Days (*includes Holidays)
12	245	260
11.5	236	249
11	225	238
10.5	215	228
10	204	217
9.5	182	195
LVN & Bilingual Tech (*Per Contract Bargaining Agreement)	185	198

3. 12, 11.5, 11, 10.5, 10 months unit member work days are determined by using the formula of 21.67 days per month multiplied by the number of months. 9.5, LVN and Bilingual Tech unit members work days are determined in the current collective bargaining agreement.
4. Unit member work days shall not be reduced for the 2018-2019 work calendar.
5. The 2018-2019 Classified Traditional Work Calendar is attached.


This MOU is subject to ratification by the CSEA Santa Ana Chapter #41 membership, CSEA Policy 610 requirements and approval by the Santa Ana Unified School District Board of Education.

**California School Employees Association
 and its Santa Ana Chapter #41**

Santa Ana Unified School District



 Ron Lacy
 President, CSEA Santa Ana Chapter #41


6/4/18
 Date



 Mark A. McKinney
 Associate Superintendent

6/6/18
 Date


California School Employees Association
and its Santa Ana Chapter #41


 6/6/18
Date
Ralph A. Flores
Bargaining Chair, CSEA Santa Ana Chapter 41


 6/6/18
Date
Eddie Leon
CSEA Team Member
MOU – 2018-19 Work Calendars (continued)

 6/6/18
Date
Joseph Vasil
CSEA Team Member

 6/6/18
Date
Erika Pereyra
CSEA Team Member

 6/6/18
Date
Lazaro Pita
CSEA Team Member


 6/6/18
Date
Dolores Torres
CSEA Team Member


 06-06-2018
Date
Juan-Carlos Basurto
CSEA Team Member


 6/6/18
Date
Cecilia Lopez
CSEA Labor Relations Representative


 6/6/18
Date
Danny Torres
CSEA Senior Labor Relations Representative


Santa Ana Unified School District

 6/6/18
Date
Sandra McCoy
District Team Member

 6/6/18
Date
Jennifer Cisneros
District Team Member

 6/6/18
Date
Gabriel Moreno
District Team Member

 6/6/18
Date
Kelli Levanger
District Team Member

 6/6/18
Date
Omar Ezzeldine
District Team Member

**Santa Ana Unified School District
CLASSIFIED TRADITIONAL CALENDAR
2018-2019**

Reporting Date and Final Service Date

*9.5 months	8/9/18-5/30/19
*Licensed Vocational Nurses and Bilingual Techs work three additional days	
10 months	8/6/18-6/4/19
10.5 months	7/31/18-6/13/19
11 months	7/18/18-6/14/19
11.5 months	7/17/18-6/28/19
12 months	7/2/18-6/28/19

Instructional Assistants Non-Duty Days

Elementary Instructional Assistants	12/3/18
Intermediate Instructional Assistants	10/8/18
High School Instructional Assistant	12/21/18
All Sites including ECE and Head Start	11/16/18, 2/22/19

Nutritional Services

9.5 months	8/9/18-5/30/19
10 months	8/6/18-6/4/19
10.5 months	7/31/18-6/13/19
11.5 months	7/2/18-6/28/19
10 non-duty days Winter Recess (5 days) & Spring Break (5 days)	

HEAD START/ECE/CAL-SAFE STAFF

Preschool Teachers 12 months	7/2/18-6/28/19
Head Start Teachers (184 days)	8/09/18-5/31/19
Head Start Teacher's Aide	8/09/18-5/31/19
ECE/Cal Safe Teachers (184 days)	8/09/18-5/31/19
ECE/CAL Safe Aide	8/09/18-5/31/19

HOLIDAYS

Independence Day	7/4/18
Fixed Holiday for CSEA 12 Month Employees	7/5/18
Labor Day	9/3/18
Veteran's Day	11/12/18
Thanksgiving Holiday	11/22-23/18
Winter Holiday	12/24, 25 & 31/18
New Year's Day Holiday	1/1-2/19
Martin Luther King, Jr. Day	1/21/19
Lincoln's Birthday Holiday	2/11/19
Washington's Birthday Holiday	2/18/19
Memorial Day	5/27/19

NON-STUDENT RECESS DAYS

Winter	12/24-31/18 & 1/1-4-19
Spring	4/1-5/19

1.5 Professional Development Days offered to employees under 12 months. Choose 1.5 days from the dates listed below:

(All dates tentatively scheduled for summer 2018)


9.5 months	7/13, 7/16, 7/25, 7/30, 8/2, 8/3, 8/8*
10 months	7/13, 7/16, 7/25, 7/30, 8/2, 8/3
10.5 months	7/13, 7/16, 7/25, 7/30
11 months	7/13, 7/16
11.5 months	7/13, 7/16

*District-wide (classified and certificated) PD Day

Date: 6/6/18


Mark McKinney


Ron Lacy


Danny Torres


Cecilia Lopez

AGENDA ITEM BACKUP SHEET
June 26, 2018

Board Meeting

TITLE: **Approval of New Job Description: Director of Student Athletics**

ITEM: **Action**

SUBMITTED BY: **Mark A. McKinney, Associate Superintendent, Human Resources**

BACKGROUND INFORMATION:

The purpose of this agenda item is to seek Board approval of the new job description: Director of Student Athletics. This position will report to Deputy Superintendent, Educational Services/designee. The Director of Student Athletics will serve as a resource to administrators and interscholastic sports personnel concerning sports and recreation activities.

ITEM SUMMARY:

- New job description of Director of Student Athletics is needed to oversee and support school sites in the expansion of athletic opportunities and programs for SAUSD students.

RATIONALE:

The District continues to expand its athletic offerings and opportunities for the students of Santa Ana Unified School District. There is a need for greater oversight and support for school sites as athletic programs are developed. This oversight includes, but is not limited to, consistent District implementation of trainings, implementation of policies, adherence to regulations, and general oversight of all District Athletic Programs.

The new job description is attached.

FUNDING:

General Funds: Certificate Manager Salary Schedule: Level 50, \$10,616 - \$11,898 (monthly)

RECOMMENDATION:

Approve the new job description: Director of Student Athletics.



SANTA ANA UNIFIED SCHOOL DISTRICT

DIRECTOR OF STUDENT ATHLETICS

JOB SUMMARY:

Under the general direction of the Assistant Superintendent of Teaching and Learning, the Athletic Director is responsible for planning, development, and implementation of the policies, regulations, guidelines, and procedures pertaining to a District's interscholastic sports program; serve as a resource to administrators and interscholastic sports personnel concerning sports and recreation activities; other related functions as directed.

REPRESENTATIVE DUTIES:

- Develops a master schedule calendar of athletic events. **E**
- Prepares schedules and transportation request. **E**
- Monitors the use of athletic facilities for athletic teams and community groups. **E**
- Planning, organizing, coordinating, and collaborating on all district interscholastic sports programs. **E**
- Plan, organize, and coordinate sports programs league and non-league scheduling and special sports activities in accordance with, CIF District policies, regulations, and guideline. **E**
- Negotiate with sports league officials concerning advantageous regular season and play-off scheduling and sites. **E**
- Establish sports program operational procedures, including activities and functions pertaining to home and away games and special activities. **E**
- Reviews and makes recommendation of expenditures of the athletic budget for the entire athletic program. **E**
- Review, monitor, and audit the publications and materials prepared for distribution concerning athletic program information and activity announcements. **E**
- Recommend the selection of materials, equipment, and supplies used in the interscholastic sports programs. **E**
- Assist in the recruitment and selection of interscholastic sport coaches and physical education personnel. **E**

DIRECTOR OF STUDENT ATHLETICS (CONTINUED)

REPRESENTATIVE DUTIES: (continued)

- Ensures coaches are informed of their responsibilities, provide mandated trainings, and provides orientation to them. **E**
- Confer with, counsel, and advise site administrators concerning interscholastic sports programs and special project. **E**
- Make recommendations to revise, update, and incorporate creative and innovative trends into the District interscholastic sports program. **E**
- Perform related duties as assigned.

KNOWLEDGE AND ABILITIES:

Knowledge of:

- Principles, goals, and objectives of public education;
- Methods, techniques, procedures, and strategies concerning the development and maintenance of an effective interscholastic sports program.
- Policies, regulations, and procedures pertaining to interscholastic sports and special project activities; sports interest groups and organizations within the local community and the greater metropolitan area.
- Modern trends pertaining to interscholastic sports and physical education instructional processes and activities.

Ability to:

- Provide specialized resource support and coordination of a creative and innovative sports program.
- Analyze and assess interscholastic sports program needs, and offer recommendations pertaining to program activity revisions, additions, or deletions.
- Participate in the evaluation of the District interscholastic sports and special project programs and activities.
- Understand and carry out oral and written directions with minimal accountability controls.
- Communicate clearly and concisely, both orally and in writing.
- Establish and maintain effective organization, community, and public relationships
- Comply with the District's customer service standards, as outlined in Board Policy.

DIRECTOR OF STUDENT ATHLETICS (CONTINUED)

EDUCATION AND EXPERIENCE:

- Master's Degree from an accredited college or university
- Three-years site administrative experience at the secondary level
- Desirable: Experience in secondary school athletics; as a coach or athletic director

LICENSES, CERTIFICATES, AND OTHER REQUIREMENTS:

- Two years of experience as a head varsity coach, in addition to three years of successful teaching experience at the secondary level.
- Valid California Administrative Credential
- Valid California driver's license
- Bilingual Spanish/English is desirable

WORKING CONDITIONS:

Environment:

- Typical office environment.

Physical Abilities:

- Sufficient vision to read volumes of printed materials.
- Sufficient hearing to conduct in person and telephone conversations.
- Sufficient physical mobility to move about the District and drive a car.
- Ability to speak in an understandable voice with sufficient volume to be heard in normal conversational distance, on the telephone, and in addressing groups.
- Physical, mental and emotional stamina to endure long hours under sometimes stressful conditions.
- Lifting or moving objects, normally not exceeding thirty (30) pounds.

Reasonable accommodation may be made to enable a person with a disability to perform the essential duties of the job pursuant to the formal Interactive Process.

Board Approved:

AGENDA ITEM BACKUP SHEET

June 26, 2018

Board Meeting

TITLE: Board Policy (BP) 5121 Grades/Evaluation of Student Academic Performance (Revised: For Adoption)

ITEM: Action

SUBMITTED BY: Sonia Llamas, Ed.D., L.C.S.W., Assistant Superintendent, K-12 School Performance and Culture

BACKGROUND INFORMATION:

The purpose of this agenda item is to seek Board adoption of the revised Board Policy (BP) 5121 Grades/Evaluation of Student Academic Performance.

ITEM SUMMARY:
<ul style="list-style-type: none"> • Board Policy 9311: Drafts or suggestions for new policy and policy revisions, when changes in law occur and when specific needs arise, are presented to the Board.

RATIONALE:

BP 5121 contains revisions from the California School Board Association and reinforces the District's commitment to ensure that a uniform California Curriculum Standards Aligned grading system is applied to all students that is based on student academic work and mastery of course content. In addition, the new policy includes new mandates to ensure it is up to date and fully compliant. The last revision was in 1998.

LCAP goal 3.4: "Support school and District operations to create welcoming and productive school environments."

FUNDING:

No Fiscal Impact

RECOMMENDATION:

Adopt the revised Board Policy 5121 – Grades/Evaluation of Student Academic Performance.



Santa Ana Unified School District

BOARD POLICY NO: 5121

EFFECTIVE: 06/26/18

REVIEWED: 06/12/18

SUBJECT: Grades/Evaluation of Student Academic Performance
CATEGORY: Philosophy, Goals, Objectives and Comprehensive Plans
RESPONSIBLE OFFICE(S): List Division(s), Department(s)

SCOPE:

The Governing Board believes that grades serve a valuable instructional purpose by helping students and parents/guardians understand performance expectations and identify the student's areas of strength and those areas needing improvement. Parents/guardians and students have the right to receive course grades that represent an accurate evaluation of the student's academic performance.

(cf. 5020 - Parent Rights and Responsibilities)

(cf. 5125.2 - Withholding Grades, Diploma or Transcripts)

POLICY:

The Superintendent or designee shall establish and regularly evaluate a uniform grading system that shall be applied to all students in that course and grade level, and principals shall ensure that student grades conform to this system. Teachers shall inform students and parents/guardians how student academic performance will be evaluated in the classroom. (cf. 0410 - Nondiscrimination in District Programs and Activities)

DESIRED OUTCOME:

A teacher shall base a student's grades solely on the quality of the student's academic work and his/her mastery of course content based on District standards. Students shall have the opportunity to demonstrate this mastery through a variety of methods including, but not limited to, tests, projects, portfolios, and/or class discussion as appropriate. Other elements that are not a direct measure of knowledge and understanding of course content, such as attendance, effort, student conduct, and work habits, shall not be factored into the academic grade but may be reported separately.

(cf. 6011 - Academic Standards)

(cf. 6162.5 - Student Assessment)

IMPLEMENTATION GUIDELINES AND ASSOCIATED DOCUMENTS:

District Policies and Procedures:

At all grade levels, report cards may include reports of student progress on specific academic standards applicable to the course and grade level.

When reporting student academic performance to parents/guardians, teachers may add narrative descriptions, observational notes, and/or samples of classroom work in order to better describe student progress in specific skills and subcategories of achievement.

A report card for a student with a disability may contain information about his/her disability, including whether that student received special education or related services, provided that the report card informs parents/guardians about their child's progress or level of achievement in specific classes, course content, or curriculum. However, transcripts that may be used to



Santa Ana Unified School District

BOARD POLICY NO: 5121

EFFECTIVE: 06/26/18

REVIEWED: 06/12/18

SUBJECT: Grades/Evaluation of Student Academic Performance
CATEGORY: Philosophy, Goals, Objectives and Comprehensive Plans
RESPONSIBLE OFFICE(S): List Division(s), Department(s)

inform postsecondary institutions or prospective employers of the student's academic achievements shall not contain information disclosing the student's disability.

(cf. 5125 - Student Records)

(cf. 6159 - Individualized Education Program)

(cf. 6164.6 - Identification and Education Under Section 504)

Unexcused Absences

Whenever a student misses an assignment or assessment, due to either an excused or unexcused absence, he/she shall be given full credit for subsequent satisfactory completion of the assignment or assessment.

(cf. 6154 - Homework/Makeup Work)

(cf. 5113 - Absences and Excuses)

(cf. 5113.1 - Chronic Absence and Truancy)

A grade assigned by the teacher shall not be changed by the Board or the Superintendent except as provided by law, Board Policy, or administrative regulation. (Education Code 49066)

(cf. 5125.3 - Challenging Student Records)

The Superintendent or designee shall determine the methodology to be used in calculating students' grade point average (GPA), including the courses to be included within the GPA and whether extra grade weighting shall be applied to Advanced Placement, International Baccalaureate, honors, and/or concurrent postsecondary courses.

(cf. 6141.4 - International Baccalaureate Program)

(cf. 6141.5 - Advanced Placement)

(cf. 6172 - Gifted and Talented Student Program)

(cf. 6172.1 - Concurrent Enrollment in College Classes)

Legal Reference:



Santa Ana Unified School District

BOARD POLICY NO: 5121

EFFECTIVE: 06/26/18

REVIEWED: 06/12/18

SUBJECT: Grades/Evaluation of Student Academic Performance
CATEGORY: Philosophy, Goals, Objectives and Comprehensive Plans
RESPONSIBLE OFFICE(S): List Division(s), Department(s)

EDUCATION CODE

48070 Promotion and retention

48205 Excused absences

48800-48802 Enrollment of gifted students in community college

48904-48904.3 Withholding grades, diplomas, or transcripts

49066 Grades; finalization; physical education class

49067 Mandated regulations regarding student's achievement

49069.5 Students in foster care; grades and credits

51242 Exemption from physical education based on participation in interscholastic athletics

69432.9 Cal Grant program; notification of grade point average

76000-76002 Enrollment in community college

CODE OF REGULATIONS, TITLE 5

10060 Criteria for reporting physical education achievement, high schools

30008 Definition of high school grade point average for student aid eligibility

UNITED STATES CODE, TITLE 20

1232g Family Education Rights and Privacy Act (FERPA)

CODE OF FEDERAL REGULATIONS, TITLE 34

99.1-99.67 Family Educational Rights and Privacy Act

COURT DECISIONS

Owasso Independent School District v. Falvo, (2002) 534 U.S. 426

Las Virgenes Educators Association v. Las Virgenes Unified School District, (2001) 86 Cal.App.4th 1

Swany v. San Ramon Valley Unified School District, (1989) 720 F.Supp. 764

Johnson v. Santa Monica-Malibu Unified School District Board of Education, (1986) 179 Cal.App.3d 593 224 Cal. Rptr. 885, 179 C.A. 3d 593 UNITED STATES CODE, TITLE 20



Santa Ana Unified School District

BOARD POLICY NO: 5121

EFFECTIVE: 06/26/18

REVIEWED: 06/12/18

SUBJECT: Grades/Evaluation of Student Academic Performance
CATEGORY: Philosophy, Goals, Objectives and Comprehensive Plans
RESPONSIBLE OFFICE(S): List Division(s), Department(s)

Management Resources:

CSBA PUBLICATIONS

Research-Supported Strategies to Improve the Accuracy and Fairness of Grades, Governance Brief, July 2016

U.S. DEPARTMENT OF EDUCATION OFFICE FOR CIVIL RIGHTS CORRESPONDENCE

Report Cards and Transcripts for Students with Disabilities, October 17, 2008

WEB SITES

CSBA: <http://www.csba.org>

California Department of Education: <http://www.cde.ca.gov>

California Student Aid Commission: <http://www.csac.ca.gov>

U.S. Department of Education, Office for Civil Rights: <http://www.ed.gov/about/offices/list/ocr>

ADOPTION AND REVISION HISTORY:

Click or tap here to enter text.

Adopted: (4-98) 6-18

Santa Ana, CA



Santa Ana Unified School District

BOARD POLICY NO: 5121

EFFECTIVE: 06/26/18

REVIEWED: 06/12/18

SUBJECT: **Grades/Evaluation of Student Achievement Academic Performance**

CATEGORY: Philosophy, Goals, Objectives and Comprehensive Plans

RESPONSIBLE OFFICE(S): List Division(s), Department(s)

SCOPE:

The Governing Board believes that grades serve a valuable instructional purpose by helping students and parents/guardians **understand performance expectations and** identify the student's areas of strength and those areas needing improvement. Parents/guardians and students have the right to receive course grades that represent an accurate evaluation of the student's ~~achievement~~ **academic performance.** (~~cf. 6146.4 Differential Graduation and Competency Standards for Individuals with Exceptional Needs~~)

(cf. 5020 - Parent Rights and Responsibilities)

(cf. 5125.2 - Withholding Grades, Diploma or Transcripts)

POLICY:

~~Teachers shall evaluate a student's work in relation to standards which apply to all students at his/her grade level, not in relation to the work of other students in one particular class. The Superintendent or designee shall establish and regularly evaluate a uniform grading system~~ **that shall be applied to all students in that course and grade level,** and principals shall ensure that student grades conform to this system. Teachers shall inform students and parents/guardians how student ~~achievement~~ **academic performance** will be evaluated in the classroom. **(cf. 0410 - Nondiscrimination in District Programs and Activities)**

DESIRED OUTCOME:

A teacher shall base a student's grades solely on the quality of the student's academic work and his/her mastery of course content based on District standards. Students shall have the opportunity to demonstrate this mastery through a variety of methods including, but not limited to, tests, projects, portfolios, and/or class discussion as appropriate. Other elements that are not a direct measure of knowledge and understanding of course content, such as attendance, effort, student conduct, and work habits, shall not be factored into the academic grade but may be reported separately.

(cf. 6011 - Academic Standards)

(cf. 6162.5 - Student Assessment)

~~Grades should be based on impartial, consistent observation of the quality of the student's work and his/her mastery of course content and objectives. Students shall have the opportunity to demonstrate this mastery through a variety of channels such as classroom participation, homework, tests and portfolios. (cf. 6030 - Integrated Academic and Vocational Instruction)~~

IMPLEMENTATION GUIDELINES AND ASSOCIATED DOCUMENTS:

District Policies and Procedures:

At all grade levels, report cards may include reports of student progress on specific academic standards applicable to



Santa Ana Unified School District

BOARD POLICY NO: 5121

EFFECTIVE: 06/26/18

REVIEWED: 06/12/18

SUBJECT: **Grades/Evaluation of Student Achievement Academic Performance**

CATEGORY: Philosophy, Goals, Objectives and Comprehensive Plans

RESPONSIBLE OFFICE(S): List Division(s), Department(s)

the course and grade level.

When reporting student ~~grades~~ **academic performance** to parents/guardians, teachers may add narrative descriptions, observational notes, and/or samples of classroom work in order to better describe student progress in specific skills and subcategories of achievement.

~~The Board recognizes that the developmental levels of young children vary a great deal. In order to give parents/guardians more information and also promote students' self esteem and experiences of success, students in kindergarten through third grade shall receive narrative evaluations rather than letter grades.~~

A report card for a student with a disability may contain information about his/her disability, including whether that student received special education or related services, provided that the report card informs parents/guardians about their child's progress or level of achievement in specific classes, course content, or curriculum. However, transcripts that may be used to inform postsecondary institutions or prospective employers of the student's academic achievements shall not contain information disclosing the student's disability.

(cf. 5125 - Student Records)

(cf. 6159 - Individualized Education Program)

(cf. 6164.6 - Identification and Education Under Section 504)

~~Behavior, effort and attendance shall be reported in separate evaluations, not in the student's academic grade. (cf. 5113 Absences and Excuses) (cf. 5123 Promotion/Acceleration/Retention) (cf. 5124 Communication with Parents/Guardians) (cf. 5125.3 Challenging Student Records) (cf. 6154 Homework/Make up Work)~~

Unexcused Absences

~~If a student misses class without an excuse and does not subsequently turn in homework, take a test or turn fulfill another class requirement which he/she missed, the teacher may lower the student's grade for nonperformance.~~

Whenever a student misses an assignment or assessment, due to either an excused or unexcused absence, he/she shall be given full credit for subsequent satisfactory completion of the assignment or assessment.

(cf. 6154 - Homework/Makeup Work)

~~Students with excessive unexcused absences (10 days of unexcused absences per grading period) may be given a failing grade and not receive credit for the class(es). Teachers who withhold class credit for this reason shall so inform the class and parents/guardians at the beginning of the semester.~~



Santa Ana Unified School District

BOARD POLICY NO: 5121

EFFECTIVE: 06/26/18

REVIEWED: 06/12/18

SUBJECT: **Grades/Evaluation of Student Achievement Academic Performance**

CATEGORY: Philosophy, Goals, Objectives and Comprehensive Plans

RESPONSIBLE OFFICE(S): List Division(s), Department(s)

(cf. 5113 - Absences and Excuses)

(cf. 5113.1 - Chronic Absence and Truancy)

A grade assigned by the teacher shall not be changed by the Board or the Superintendent except as provided by law, Board Policy, or administrative regulation. (Education Code 49066)

(cf. 5125.3 - Challenging Student Records)

The Superintendent or designee shall determine the methodology to be used in calculating students' grade point average (GPA), including the courses to be included within the GPA and whether extra grade weighting shall be applied to Advanced Placement, International Baccalaureate, honors, and/or concurrent postsecondary courses.

(cf. 6141.4 - International Baccalaureate Program)

(cf. 6141.5 - Advanced Placement)

(cf. 6172 - Gifted and Talented Student Program)

(cf. 6172.1 - Concurrent Enrollment in College Classes)

Legal Reference:

EDUCATION CODE

~~46600 Agreements for admission of pupils desiring interdistrict attendance~~

~~48000 Minimum age of admission (kindergarten)~~

~~48002 Evidence of minimum age required to enter kindergarten or first regulations regarding pupil's achievement~~

48070 Promotion and retention

48205 Excused absences

48800-48802 Enrollment of gifted students in community college

48904-48904.3 Withholding grades, diplomas, or transcripts

49066 Grades; finalization; physical education class

49067 Mandated regulations regarding student's achievement

49069.5 Students in foster care; grades and credits



Santa Ana Unified School District

BOARD POLICY NO: 5121

EFFECTIVE: 06/26/18

REVIEWED: 06/12/18

SUBJECT: **Grades/Evaluation of Student Achievement Academic Performance**

CATEGORY: Philosophy, Goals, Objectives and Comprehensive Plans

RESPONSIBLE OFFICE(S): List Division(s), Department(s)

51242 Exemption from physical education based on participation in interscholastic athletics

69432.9 Cal Grant program; notification of grade point average

76000-76002 Enrollment in community college

CODE OF REGULATIONS, TITLE 5

~~6101-6251 School to Work Opportunities Act of 1994~~

10060 Criteria for reporting physical education achievement, high schools

30008 Definition of high school grade point average for student aid eligibility

UNITED STATES CODE, TITLE 20

1232g Family Education Rights and Privacy Act (FERPA)

CODE OF FEDERAL REGULATIONS, TITLE 34

99.1-99.67 Family Educational Rights and Privacy Act

COURT DECISIONS

Owasso Independent School District v. Falvo, (2002) 534 U.S. 426

Las Virgenes Educators Association v. Las Virgenes Unified School District, (2001) 86 Cal.App.4th 1

Swany v. San Ramon Valley Unified School District, (1989) 720 F.Supp. 764

Johnson v. Santa Monica-Malibu Unified School District Board of Education, (1986) 179 Cal.App.3d 593 224 Cal. Rptr. 885, 179 C.A. 3d 593 UNITED STATES CODE, TITLE 20

Management Resources:

~~It's Elementary!, Elementary Grades Task Force Report, 1992~~

CSBA PUBLICATIONS

Research-Supported Strategies to Improve the Accuracy and Fairness of Grades, Governance Brief, July 2016

U.S. DEPARTMENT OF EDUCATION OFFICE FOR CIVIL RIGHTS CORRESPONDENCE

Report Cards and Transcripts for Students with Disabilities, October 17, 2008



Santa Ana Unified School District

BOARD POLICY NO: 5121

EFFECTIVE: 06/26/18

REVIEWED: 06/12/18

SUBJECT: **Grades/Evaluation of Student Achievement Academic Performance**

CATEGORY: Philosophy, Goals, Objectives and Comprehensive Plans

RESPONSIBLE OFFICE(S): List Division(s), Department(s)

WEB SITES

CSBA: <http://www.csba.org>

California Department of Education: <http://www.cde.ca.gov>

California Student Aid Commission: <http://www.csac.ca.gov>

U.S. Department of Education, Office for Civil Rights: <http://www.ed.gov/about/offices/list/ocr>

ADOPTION AND REVISION HISTORY:

Click or tap here to enter text.

Adopted: (4-98) **6-18**

Santa Ana, CA

AGENDA ITEM BACKUP SHEET
June 26, 2018

Board Meeting

TITLE: Board Policy (BP) 6112 – Student School Day (Revised: For Adoption)

ITEM: Action

SUBMITTED BY: Daniel Allen, Ed.D., Assistant Superintendent, Teaching and Learning

BACKGROUND INFORMATION:

The purpose of this agenda is to seek Board adoption of Board Policy (BP) 6112 – Student School Day. The last revision was completed in November 2002.

ITEM SUMMARY:
<ul style="list-style-type: none"> • Adopt Board Policy (BP) 6112 – <u>Student School Day</u> • Last revision November 2002

RATIONALE:

This Board Policy (BP) was revised to update the alignment with State requirements. By implementing this policy, the Board will help parents, student, and the community understand the expectations and requirements related to instructional minutes at the elementary and secondary levels. The new policy also includes language to ensure the length of the school day applies equally to students with disabilities unless otherwise specified in the student’s individualized education program or Section 504 plan.

FUNDING:

Not Applicable

RECOMMENDATION:

Adopt Board Policy 6112 – Student School Day.

DA:mo



Santa Ana Unified School District

BOARD POLICY NO: 6112

SUBJECT: Student School Day

CATEGORY: Instruction

EFFECTIVE: 06/26/2018

RESPONSIBLE OFFICE(S): Educational Services

REVIEWED: 06/12/2018

SCOPE:

The Governing Board shall fix the length of the school day subject to the provisions of the law. (E.C. 46100)

POLICY:

The length of the school day shall apply equally to students with disabilities unless otherwise specified in the student's individualized education program or Section 504 plan.

The schedule for elementary schools shall include at least one daily period of recess of at least 20 minutes in length in order to provide students with unstructured but supervised opportunities for physical activity.

In establishing the daily instructional schedule for each secondary school, the Superintendent or designee shall give consideration to course requirements and curricular demands, availability of school facilities, and applicable legal requirements.

The Board encourages flexibility in scheduling so as to provide longer time blocks or class periods when appropriate and desirable to support student learning, provide more intensive study of core academic subjects or extended exploration of complex topics, and reduce transition time between classes.

Prior to implementing a block schedule program in which secondary students attend class for fewer school days, the Board shall consult with the certificated and classified employees of the school in a good faith effort to reach agreement and shall also consult with parents/guardians of the students who would be affected by the change and the community at large. Such consultation shall include at least one public hearing for which the Board has given adequate notice to the employees and to the parents/guardians of affected students. (Education Code [46162](#))

DESIRED OUTCOME:

By implementing this policy, the Board will help parents, student, and the community understand the expectations and requirements related to instructional minutes at the elementary and secondary levels.

IMPLEMENTATION GUIDELINES AND ASSOCIATED DOCUMENTS:

District Policies and Procedures:

AR 6112

Legal Reference:

EDUCATION CODE

[46100](#) Length of school day

[46160-46162](#) Alternative schedule - junior high and high school

Adopted (8/76, 11/02) 7/18



Santa Ana Unified School District

BOARD POLICY NO: 6112

SUBJECT: Student School Day

CATEGORY: Instruction

EFFECTIVE: 4/2018

RESPONSIBLE OFFICE(S): Educational Services
06/12/2018

REVIEWED:



Santa Ana Unified School District

BOARD POLICY NO: 6112

SUBJECT: Student School Day
CATEGORY: Instruction
RESPONSIBLE OFFICE(S): Educational Services

EFFECTIVE: M/YYYY
REVIEWED: 6/12/2018

SCOPE:

The Governing Board shall fix the length of the school day subject to the provisions of the law. (E.C. 46100)

POLICY:

~~The Superintendent or designee shall recommend to the Board for its approval schedules for each grade and school.~~

~~The school day shall be arranged and scheduled by the administration so as to offer the greatest return educationally for the time spent, within the limitations of school facilities and requirements of state law and regulations.~~

The length of the school day shall apply equally to students with disabilities unless otherwise specified in the student's individualized education program or Section 504 plan.

The schedule for elementary schools shall include at least one daily period of recess of at least 20 minutes in length in order to provide students with unstructured but supervised opportunities for physical activity.

In establishing the daily instructional schedule for each secondary school, the Superintendent or designee shall give consideration to course requirements and curricular demands, availability of school facilities, and applicable legal requirements.

The Board encourages flexibility in scheduling so as to provide longer time blocks or class periods when appropriate and desirable to support student learning, provide more intensive study of core academic subjects or extended exploration of complex topics, and reduce transition time between classes.

Prior to implementing a block schedule program in which secondary students attend class for fewer school days, the Board shall consult with the certificated and classified employees of the school in a good faith effort to reach agreement and shall also consult with parents/guardians of the students who would be affected by the change and the community at large. Such consultation shall include at least one public hearing for which the Board has given adequate notice to the employees and to the parents/guardians of affected students. (Education Code 46162)

DESIRED OUTCOME:

By implementing this policy, the Board will help parents, student, and the community understand the expectations and requirements related to instructional minutes at the elementary and secondary levels.

IMPLEMENTATION GUIDELINES AND ASSOCIATED DOCUMENTS:

District Policies and Procedures:

AR 6112

Legal Reference:

EDUCATION CODE



Santa Ana Unified School District

BOARD POLICY NO: 6112

SUBJECT: Student School Day

CATEGORY: Instruction

EFFECTIVE: 4/2018

REVIEWED:

RESPONSIBLE OFFICE(S): Educational Services
6/12/2018

[46100](#) Length of school day

[46160-46162](#) Alternative schedule - junior high and high school

Adopted (8/76, 11/02) 7/18

AGENDA ITEM BACKUP SHEET
June 26, 2018

Board Meeting

TITLE: Board Policy (BP) 5123 Promotion/Retention/Acceleration (Revised: First Reading)

ITEM: Action

SUBMITTED BY: Sonia Llamas, Ed.D., L.C.S.W., Assistant Superintendent, K-12 School Performance and Culture

BACKGROUND INFORMATION:

The purpose of this agenda item is to present to the Board the revised Board Policy (BP) 5123 Promotion/Retention/Acceleration for first reading.

ITEM SUMMARY:
<ul style="list-style-type: none">• Board Policy 9311: Drafts or suggestions for new policy and policy revisions, when changes in law occur and when specific needs arise, are presented to the Board.

RATIONALE:

BP 5123 contains revisions from the California School Board Association. This BP reinforces the District's commitment to ensure that a uniform criteria for promotion, retention, and acceleration, is based on student academic work and mastery of course content and is alignment with the California Curriculum Standards. In addition, the new policy includes new mandates to ensure it is up to date and fully compliant. The last revision was in 2000.

LCAP goal 3.4: "Support school and District operations to create welcoming and productive school environments."

FUNDING:

No Fiscal Impact

RECOMMENDATION:

Approve the first reading of the revised Board Policy 5123 – Promotion/Retention/Acceleration.



Santa Ana Unified School District

BOARD POLICY NO: 5123

EFFECTIVE: 00/00/0000

REVIEWED: 06/26/2018

SUBJECT: **Promotion/Acceleration/Retention**

CATEGORY: Philosophy, Goals, Objectives and Comprehensive Plans

RESPONSIBLE OFFICE(S): Educational Services, K-12 School Performance and Culture, K-12 Teaching and Learning, Elementary Education, Secondary Education

SCOPE:

The Governing Board desires **expects** to see students **to** progress with their peers through the school system's grade levels. To accomplish this, instruction should accommodate the varying interests and growth patterns of individual children and include strategies for providing extra attention or assistance when needed.

POLICY:

Promotion

Students shall progress through the ~~school system's~~ grade levels by demonstrating growth in learning the ~~required basic skills~~ **and meeting grade level standards of expected student achievement.**

Progress toward high school graduation shall be based on the student's ability to pass the subjects and electives necessary to earn the required number of credits. The student must also meet the minimum proficiency requirements in basic skills as set by the Board.

(cf. 6011 - Academic Standards)

(cf. 6146.1 - High School Graduation Requirements/Standards of Proficiency)

(cf. 6146.5 - Elementary/Intermediate School Graduation Requirements)

(cf. 6170.1 - Transitional Kindergarten)

Acceleration

~~Acceleration is possible when high academic achievement is evident. However, the student's social and emotional growth shall be taken into consideration before placing him/her in a higher grade.~~

When high academic achievement is evident, the teacher may recommend a student for acceleration to a higher grade level. The student's maturity level shall be taken into consideration in making a determination to accelerate a student.

Retention

~~When a teacher believes that retention is necessary to meet a student's needs, he/she shall ask the principal or designee to review the student's academic, social and emotional performance.~~

Teachers shall identify students who are at risk of retention at their current grade level as early as possible in the school year and as early in their school careers as practicable. Such students shall be identified from Kindergarten onward. (Education Code 48070.5)

Before retaining a student, the principal or designee shall determine that:



Santa Ana Unified School District

BOARD POLICY NO: 5123

EFFECTIVE: 00/00/0000

REVIEWED: 06/26/2018

SUBJECT: **Promotion/Acceleration/Retention**

CATEGORY: Philosophy, Goals, Objectives and Comprehensive Plans

RESPONSIBLE OFFICE(S): Educational Services, K-12 School Performance and Culture, K-12 Teaching and Learning, Elementary Education, Secondary Education

~~1. The student has not met grade-level standards of expected student achievement.~~

1. The student has been identified for retention on the basis of failure to meet minimum levels of proficiency, as indicated by grades and the following additional indicators of academic achievement:

- a. State assessments
- b. District approved assessments
- c. Excessive attendance/enrollment gaps

~~2. Remedial help for the student has not sufficiently prepared the student for advancement.~~

2. The student has received Tier II intervention related to the targeted area of need, but the student's achievement was not sufficient to be prepared for advancement.

3. The student will receive appropriate treatment supports targeted to the student's needs and maturity will be provided in addition to retention during the retention school year. (cf. 5121 - Grades/Evaluation of Student Achievement)

DESIRED OUTCOME:

Students in kindergarten through 3rd grade shall be identified for retention primarily on the basis of their reading proficiency level. Students in 4th and 5th grade, intermediate school grades and high school grades shall be identified for retention on the basis of reading, English language arts, and mathematics proficiencies. (Education Code 48070.5)

(cf. 6142.91 - Reading/Language Arts Instruction)

(cf. 6142.92 - Mathematics Instruction)

With regards to students with disabilities, the determination as to the appropriate standards for promotion or retention should be made as part of the IEP process; see BP/AR 6159 - Individualized Education Program.

IMPLEMENTATION GUIDELINES AND ASSOCIATED DOCUMENTS:

District Policies and Procedures:

If a student does not have a single regular classroom teacher, the Superintendent or designee



Santa Ana Unified School District

BOARD POLICY NO: 5123

EFFECTIVE: 00/00/0000

REVIEWED: 06/26/2018

SUBJECT: **Promotion/Acceleration/Retention**

CATEGORY: Philosophy, Goals, Objectives and Comprehensive Plans

RESPONSIBLE OFFICE(S): Educational Services, K-12 School Performance and Culture, K-12 Teaching and Learning, Elementary Education, Secondary Education

shall specify the teacher(s) responsible for the decision to promote or retain the student. (Education Code 48070.5)

The teacher's decision to promote or retain a student may be appealed in accordance with AR 5123 - Promotion/Acceleration/Retention.

The Superintendent or designee shall provide an appropriate academic and/or social emotional learning intervention plan and/or supplemental instruction to assist the student in meeting grade-level expectations:

- 1. When a student is at risk of retention**
- 2. When a student is recommended for retention**
- 3. As an option to avoid retention.**
- 4. During the student's retention year**

(Education Code 37252.2, 37252.8, 48070.5)

(cf. 6176 - Weekend/Saturday Classes)

(cf. 6177 - Summer Learning Programs)

(cf. 6179 - Supplemental Instruction)

Parental accord is suggested but not required unless at the kindergarten level (cf. 5121 - Grades/Evaluation of Student Achievement)

~~(cf. Development and Evaluation) (cf. 6146.5 - Elementary School of Proficiency). 6141 - Curriculum Promotion/Standards~~

Retained students may be given the opportunity to attend a different district school. (cf. 5116.1 - Intra-district Open Enrollment)

Legal Reference:

EDUCATION CODE

37252-37253

46300 Method of computing ADA

48011 Promotion and retention ~~Admission on completing kindergarten; grade placement~~
following one year of kindergarten



Santa Ana Unified School District

BOARD POLICY NO: 5123

EFFECTIVE: 00/00/0000

REVIEWED: 06/26/2018

SUBJECT: **Promotion/Acceleration/Retention**

CATEGORY: Philosophy, Goals, Objectives and Comprehensive Plans

RESPONSIBLE OFFICE(S): Educational Services, K-12 School Performance and Culture, K-12
Teaching and Learning, Elementary Education, Secondary Education

48070 – **48070.5** Promotion and Retention

Summer School

37252-37254.1 Supplemental instruction

41505-41508 Pupil Retention Block Grant

48010 Admittance to first grade

48431.6 Required systematic review of students and grading

56345 Elements of individualized education plan

~~60641-60647 Standardized Testing and Reporting Program~~

60640-60649 California Assessment of Student Performance and Progress

50648 Minimum performance levels

~~60850-60856 Exit examination~~

CODE OF REGULATIONS

~~200-202 Admission and exclusion of students~~

Management Resources:

CALIFORNIA DEPARTMENT OF EDUCATION PUBLICATIONS

FAQs Promotion, Retention, and Grading (students with disabilities)

FAQs Pupil Promotion and Retention

Kindergarten Continuance Form

CDE MANAGEMENT ADVISORIES

~~0900.90 Changes in law concerning eligibility for admission to~~

~~kindergarten 90-10 LEGISLATIVE COUNCIL'S OPINION~~

~~Promotion and retention #21610 CSBA ADVISORIES~~

~~0901.99 Social Promotion/Retention Policy Briefing: Considerations for English Language Learners~~

~~1112.98 Student Promotion/Retention Advisory~~

WEB SITES

CSBA:<http://www.csba.org>

CBE:<http://www.cde.ca.gov>



Santa Ana Unified School District

BOARD POLICY NO: 5123

EFFECTIVE: 00/00/0000

REVIEWED: 06/26/2018

SUBJECT: Promotion/Acceleration/Retention

CATEGORY: Philosophy, Goals, Objectives and Comprehensive Plans

RESPONSIBLE OFFICE(S): Educational Services, K-12 School Performance and Culture, K-12
Teaching and Learning, Elementary Education, Secondary Education

ADOPTION AND REVISION HISTORY:

Adopted: (8-78 8-90 4-98) 7-00 Santa Ana, CA



Santa Ana Unified School District

BOARD POLICY NO: 5123

EFFECTIVE: 00/00/0000

REVIEWED: 06/26/2018

SUBJECT: Promotion/Acceleration/Retention

CATEGORY: Philosophy, Goals, Objectives and Comprehensive Plans

RESPONSIBLE OFFICE(S): Educational Services, K-12 School Performance and Culture, K-12 Teaching and Learning, Elementary Education, Secondary Education

SCOPE:

The Governing Board expects students to progress with their peers through the school system's grade levels. To accomplish this, instruction should accommodate the varying interests and growth patterns of individual children and include strategies for providing extra attention or assistance when needed.

POLICY:

Promotion

Students shall progress through the grade levels by demonstrating growth in learning and meeting grade level standards of expected student achievement.

Progress toward high school graduation shall be based on the student's ability to pass the subjects and electives necessary to earn the required number of credits. The student must also meet the minimum proficiency requirements in basic skills as set by the Board.

(cf. 6011 - Academic Standards)

(cf. 6146.1 - High School Graduation Requirements/Standards of Proficiency)

(cf. 6146.5 - Elementary/Intermediate School Graduation Requirements)

(cf. 6170.1 - Transitional Kindergarten)

Acceleration

When high academic achievement is evident, the teacher may recommend a student for acceleration to a higher grade level. The student's maturity level shall be taken into consideration in making a determination to accelerate a student.

Retention

Teachers shall identify students who are at risk of retention at their current grade level as early as possible in the school year and as early in their school careers as practicable. Such students shall be identified from Kindergarten onward. (Education Code 48070.5)

Before retaining a student, the principal or designee shall determine that:

1. The student has been identified for retention on the basis of failure to meet minimum levels of proficiency, as indicated by grades and the following additional indicators of academic achievement:



Santa Ana Unified School District

BOARD POLICY NO: 5123

EFFECTIVE: 00/00/0000

REVIEWED: 06/26/2018

SUBJECT: Promotion/Acceleration/Retention

CATEGORY: Philosophy, Goals, Objectives and Comprehensive Plans

RESPONSIBLE OFFICE(S): Educational Services, K-12 School Performance and Culture, K-12 Teaching and Learning, Elementary Education, Secondary Education

- a. State assessments
 - b. District approved assessments
 - c. Excessive attendance/enrollment gaps
2. The student has received Tier II intervention related to the targeted area of need, but the student's achievement was not sufficient to be prepared for advancement.
 3. The student will receive appropriate supports targeted to the student's needs and maturity during the retention school year.

(cf. 5121 - Grades/Evaluation of Student Achievement)

DESIRED OUTCOME:

Students in kindergarten through 3rd grade shall be identified for retention primarily on the basis of their reading proficiency level. Students in 4th and 5th grade, intermediate school grades and high school grades shall be identified for retention on the basis of reading, English language arts, and mathematics proficiencies. (Education Code 48070.5)

(cf. 6142.91 - Reading/Language Arts Instruction)

(cf. 6142.92 - Mathematics Instruction)

With regards to students with disabilities, the determination as to the appropriate standards for promotion or retention should be made as part of the IEP process; see BP/AR 6159 - Individualized Education Program.

IMPLEMENTATION GUIDELINES AND ASSOCIATED DOCUMENTS:

District Policies and Procedures:

If a student does not have a single regular classroom teacher, the Superintendent or designee shall specify the teacher(s) responsible for the decision to promote or retain the student. (Education Code 48070.5)

The teacher's decision to promote or retain a student may be appealed in accordance with AR 5123 - Promotion/Acceleration/Retention.



Santa Ana Unified School District

BOARD POLICY NO: 5123

EFFECTIVE: 00/00/0000

REVIEWED: 06/26/2018

SUBJECT: Promotion/Acceleration/Retention

CATEGORY: Philosophy, Goals, Objectives and Comprehensive Plans

RESPONSIBLE OFFICE(S): Educational Services, K-12 School Performance and Culture, K-12
Teaching and Learning, Elementary Education, Secondary Education

The Superintendent or designee shall provide an appropriate academic and/or social emotional learning intervention plan and/or supplemental instruction to assist the student in meeting grade-level expectations:

1. When a student is at risk of retention
2. When a student is recommended for retention
3. As an option to avoid retention.
4. During the student's retention year

(Education Code 37252.2, 37252.8, 48070.5)

(cf. 6176 - Weekend/Saturday Classes)

(cf. 6177 - Summer Learning Programs)

(cf. 6179 - Supplemental Instruction)

Parental accord is suggested but not required unless at the kindergarten level (cf. 5121 - Grades/Evaluation of Student Achievement)

Retained students may be given the opportunity to attend a different district school. (cf. 5116.1 – Intra-district Open Enrollment)

Legal Reference:

EDUCATION CODE

37252-37253

46300 Method of computing ADA

48011 Promotion and retention following one year of kindergarten

48070 – 48070.5 Promotion and Retention

37252-37254.1 Supplemental instruction

41505-41508 Pupil Retention Block Grant

48010 Admittance to first grade

48431.6 Required systematic review of students and grading

56345 Elements of individualized education plan

60640-60649 California Assessment of Student Performance and Progress

CODE OF REGULATIONS

200-202 Admission and exclusion of students



Santa Ana Unified School District

BOARD POLICY NO: 5123

EFFECTIVE: 00/00/0000

REVIEWED: 06/26/2018

SUBJECT: Promotion/Acceleration/Retention

CATEGORY: Philosophy, Goals, Objectives and Comprehensive Plans

RESPONSIBLE OFFICE(S): Educational Services, K-12 School Performance and Culture, K-12
Teaching and Learning, Elementary Education, Secondary Education

Management Resources:

CALIFORNIA DEPARTMENT OF EDUCATION PUBLICATIONS

FAQs Promotion, Retention, and Grading (students with disabilities)

FAQs Pupil Promotion and Retention

Kindergarten Continuance Form

WEB SITES

CSBA:<http://www.csba.org>

CBE:<http://www.cde.ca.gov>

ADOPTION AND REVISION HISTORY:

Adopted: (8-78 8-90 4-98) 7-00 Santa Ana, CA

AGENDA ITEM BACKUP SHEET
June 26, 2018

Board Meeting

TITLE: **Board Policy (BP) 5145.13 Educational Equity: Immigration and Citizenship Status (New: First Reading)**

ITEM: **First Reading**

SUBMITTED BY: **Sonia R. Llamas, Ed.D., L.C.S.W., Assistant Superintendent, K-12 School Performance and Culture**

PREPARED BY: **Heidi Cisneros, Executive Director, Pupil Support Services**

BACKGROUND INFORMATION:

The purpose of this agenda item is to present to the Board a new Board Policy (BP) 5145.13 Educational Equity: Immigration and Citizenship Status for first reading.

ITEM SUMMARY:
<ul style="list-style-type: none">• Board Policy 9311: Drafts or suggestions for new policy and policy revisions, when changes in law occur and when specific needs arise, are presented to the Board.

RATIONALE:

It is mandated for all Districts to adopt a policy consistent with AB 699 and other recent legislation which limits assistance with immigration enforcement at public schools. This new policy contains recommendations from the California School Board Association. Under AB 699 and BP 5145.13, no student shall be denied equal rights and opportunities nor be subjected to unlawful discrimination, harassment, intimidation, or bullying in the District's programs and activities on the basis of his/her immigration status. The policy emphasizes the District's commitment to the success of all students and belief that every school site should be a safe and welcoming place for all students and their families irrespective of their citizenship or immigration status.

FUNDING:

No Fiscal Impact

RECOMMENDATION:

Approve the first reading of the new Board Policy 5145.13 – Educational Equity: Immigration and Citizenship Status.



Santa Ana Unified School District

BOARD POLICY NO: 5145.13

EFFECTIVE: DD/MM/YYYY

REVIEWED: 06/26/2018

SUBJECT: Educational Equity: Immigration and Citizenship Status

CATEGORY: Students

RESPONSIBLE OFFICE(S): K-12 School Performance and Culture - Educational Services

SCOPE:

The Governing Board is committed to the success of all students and believes that every school site should be a safe and welcoming place for all students and their families irrespective of their citizenship or immigration status.

POLICY:

District staff shall not solicit or collect information or documents regarding the citizenship or immigration status of students or their family members or provide assistance with immigration enforcement at district schools, except as may be required by state and federal law.

No student shall be denied equal rights and opportunities nor be subjected to unlawful discrimination, harassment, intimidation, or bullying in the district's programs and activities on the basis of his/her immigration status.

The Superintendent or designee shall notify parents/guardians regarding their children's right to a free public education regardless of immigration status or religious beliefs and their rights related to immigration enforcement.

Consistent with requirements of the California Office of the Attorney General, the Superintendent or designee shall develop procedures for addressing any requests by a law enforcement officer for access to district records, school sites, or students for the purpose of immigration enforcement.

Teachers, school administrators, and other school staff shall receive training regarding immigration issues, including information on responding to a request from an immigration officer to visit a school site or to have access to a student.

The Superintendent or designee shall report to the Board in a timely manner any requests for information or access to a school site by an officer or employee of a law enforcement agency for the purpose of enforcing the immigration laws. Such notification shall be provided in a manner that ensures the confidentiality and privacy of any potentially identifying information.

DESIRED OUTCOME:

Through this policy, the Santa Ana Unified School District's Resolution No. 17/18-3222, Resolution to Support the Protection of Our Children Our Staff, Our Families and Our Communities will be reinforced. The District is committed to the success of all students and their families irrespective of their citizenship or immigration status.



Santa Ana Unified School District

BOARD POLICY NO: 5145.13

EFFECTIVE: DD/MM/YYYY

REVIEWED: 06/26/2018

SUBJECT: **Educational Equity: Immigration and Citizenship Status**

CATEGORY: Students

RESPONSIBLE OFFICE(S): K-12 School Performance and Culture - Educational Services

IMPLEMENTATION GUIDELINES AND ASSOCIATED DOCUMENTS:

District Policies and Procedures:

BOARD POLICIES

5000 Concepts and Roles

5030 Student Wellness

5125.1 Release of Directory Information

5145 Rights and Responsibilities

5145.3 Nondiscrimination/Harassment

Legal Reference:

EDUCATION CODE

[200](#) Educational equity

[220](#) Prohibition of discrimination

[234.1](#) Safe Place to Learn Act

[234.7](#) Student protections relating to immigration and citizenship status

48204.4 Evidence of residency for school enrollment

[48980](#) Parental notifications

[48985](#) Notices to parents in language other than English

GOVERNMENT CODE

8310.3 California Religious Freedom Act

PENAL CODE

[422.55](#) Definition of hate crime

[627.1-627.6](#) Access to school premises, outsiders

UNITED STATES CODE, TITLE 20



Santa Ana Unified School District

BOARD POLICY NO: 5145.13

EFFECTIVE: DD/MM/YYYY

REVIEWED: 06/26/2018

SUBJECT: **Educational Equity: Immigration and Citizenship Status**

CATEGORY: Students

RESPONSIBLE OFFICE(S): K-12 School Performance and Culture - Educational Services

[1232g](#) Family Educational Rights and Privacy Act

COURT DECISIONS

Plyler v. Doe, 457 U.S. 202 (1982)

Management Resources:

CSBA PUBLICATIONS

Legal Guidance on Providing All Children Equal Access to Education, Regardless of Immigration Status, February 2017

CALIFORNIA OFFICE OF THE ATTORNEY GENERAL PUBLICATIONS

Promoting a Safe and Secure Learning Environment for All: Guidance and Model Policies to Assist California's K-12 Schools in Responding to Immigration Issues, April 2018

WEB SITES

CSBA: <http://www.csba.org>

California Office of the Attorney General: <http://oag.ca.gov>

California Department of Education: <http://www.cde.ca.gov>

California Department of Fair Employment and Housing: <http://www.dfeh.ca.gov>

California Department of Justice: <http://www.justice.gov>

U.S. Department of Education, Office for Civil Rights: <http://www.ed.gov/about/offices/list/ocr>

U.S. Immigration and Customs Enforcement: <http://www.ice.gov>

U.S. Immigration and Customs Enforcement, Online Detainee Locator System: <http://locator.ice.gov/odls>

ADOPTION AND REVISION HISTORY:

Click or tap here to enter text.

AGENDA ITEM BACKUP SHEET
June 26, 2018

Board Meeting

TITLE: Board Policy (BP) 6145 – Extracurricular and Cocurricular Activities
(Revised: First Reading)

ITEM: Action

SUBMITTED BY: Sonia Llamas, Ed.D., L.C.S.W., Assistant Superintendent, K-12 School
Performance and Culture

BACKGROUND INFORMATION:

The purpose of this agenda item is to present to the Board the revised Board Policy (BP) 6145 – Extracurricular and Cocurricular Activities for first reading.

ITEM SUMMARY:
<ul style="list-style-type: none">• Board Policy 9311: Drafts or suggestions for new policy and policy revisions, when changes in law occur and when specific needs arise, are presented to the Board.

RATIONALE:

BP 6145 contains revisions from the California School Board Association and reinforces the District’s commitment to encourage and support student participation in extracurricular and cocurricular activities without compromising the integrity and purpose of the educational program. In addition, the new policy includes new mandates to ensure it is up to date and fully compliant. The last revision was in 2017.

LCAP goal 4.1: “Ensure equitable access for all sub-groups, including low income pupils to enrichment opportunities (i.e. STEM, CTE Visual and Performing Arts (VAPA), foreign language, physical education and intramural athletics.)”

FUNDING:

No Fiscal Impact

RECOMMENDATION:

Approve the first reading of the revised Board Policy 6145 – Extracurricular and Cocurricular Activities.



Santa Ana Unified School District

BOARD POLICY NO: 6145

EFFECTIVE: MM/DD/YYYY

REVIEWED: 06/26/2018

SUBJECT: **Extracurricular and Cocurricular Activities**

CATEGORY: Instruction

RESPONSIBLE OFFICE(S): Educational Services

SCOPE:

The Governing Board recognizes that extracurricular and cocurricular activities enrich the educational and social development of students and enhance students' feelings of connectedness with the schools. The district shall encourage and support student participation in extracurricular and cocurricular activities without compromising the integrity and purpose of the educational program.

POLICY:

No extracurricular or cocurricular program or activity shall be provided or conducted separately on the basis of any actual or perceived characteristic listed as a prohibited category of discrimination in state or federal law, nor shall any student's participation in an extracurricular or cocurricular activity be required or refused on those bases. Prerequisites for student participation in extracurricular and cocurricular activities shall be limited to those that have been demonstrated to be essential to the success of the activity. (5 CCR 4925).

Any complaint alleging unlawful discrimination in the district's extracurricular or cocurricular programs or activities shall be filed in accordance with BP/AR 1312.3 - Uniform Complaint Procedures.

Unless specifically authorized by law, no fee shall be charged to students for participation in extracurricular and cocurricular activities related to the educational program, including materials or equipment related to the activity. (Education Code 49010, 49011)

Eligibility Requirements

To be eligible to participate in extracurricular and cocurricular activities, students in grades 7-12 must demonstrate satisfactory educational progress in the previous grading period, including, but not limited to: (Education Code 35160.5)

1. Maintenance of a minimum of 2.0 grade point average on a 4.0 scale in all enrolled classes
2. Maintenance of minimum progress toward meeting high school graduation requirements



Santa Ana Unified School District

BOARD POLICY NO: 6145

EFFECTIVE: MM/DD/YYYY

REVIEWED: 06/26/2018

SUBJECT: **Extracurricular and Cocurricular Activities**

CATEGORY: Instruction

RESPONSIBLE OFFICE(S): Educational Services

The Superintendent or designee may grant ineligible students a probationary period not to exceed one semester. Students granted probationary eligibility must meet the required standards by the end of the probationary period in order to remain eligible for participation. (Education Code 35160.5)

Any decision regarding the eligibility of **a homeless student, foster youth,** ~~or any child in foster care~~ or a child of an active duty military family for extracurricular or cocurricular activities shall be made by the Superintendent or designee in accordance with Education Code 48850 and 49701.

The Superintendent or designee may revoke a student's eligibility for participation in extracurricular and cocurricular activities when the student's poor citizenship is serious enough to warrant loss of this privilege.

Student Conduct at Extracurricular/Cocurricular Events

When attending or participating in extracurricular and cocurricular activities on or off campus, district students are subject to district policies and regulations relating to student conduct. Students who violate district policies and regulations may be subject to discipline including, but not limited to, suspension, expulsion, transfer to alternative programs, or denial of participation in extracurricular or cocurricular activities in accordance with Board policy and administrative regulation. When appropriate, the Superintendent or designee shall notify local law enforcement.

Annual Policy Review

The Board shall annually review this policy and implementing regulations.

DESIRED OUTCOME:

To ensure all students have access to extracurricular and cocurricular activities.

IMPLEMENTATION GUIDELINES AND ASSOCIATED DOCUMENTS:

Legal Reference:

EDUCATION CODE

35145 - Public meetings

35160.5 - District policy rules and regulations; requirements; matters subject to regulation



Santa Ana Unified School District

BOARD POLICY NO: 6145

EFFECTIVE: MM/DD/YYYY

REVIEWED: 06/26/2018

SUBJECT: **Extracurricular and Cocurricular Activities**

CATEGORY: Instruction

RESPONSIBLE OFFICE(S): Educational Services

35179 - Interscholastic athletics; associations or consortia

35181 - Students' responsibilities

48850 - Participation of **homeless students and** foster youth in extracurricular activities and interscholastic sports

48930-48938 - Student organizations

49010-49013 – Student fees

49024 - Activity Supervisor Clearance Certificate

49700-49703⁴ - Education of children of military families

CALIFORNIA CONSTITUTION

Article 9, Section 5 Common school system

CODE OF REGULATIONS, TITLE 5

350 Fees not permitted

4900-4965 - Nondiscrimination in elementary and secondary education programs receiving state financial assistance

5531 - Supervision of extracurricular activities of pupils

UNITED STATES CODE, TITLE 42

2000h-2-2000h-6 Title IX, 1972 Education Act Amendments

COURT DECISIONS



Santa Ana Unified School District

BOARD POLICY NO: 6145

EFFECTIVE: MM/DD/YYYY

REVIEWED: 06/26/2018

SUBJECT: **Extracurricular and Cocurricular Activities**

CATEGORY: Instruction

RESPONSIBLE OFFICE(S): Educational Services

Hartzell v. Connell, (1984) 35 Cal. 3d 899

Management Resources:

~~CSBA PUBLICATIONS~~

~~Student Fees Litigation Update, ELA Advisory, May 20, 2011~~

CALIFORNIA DEPARTMENT OF EDUCATION PUBLICATIONS

~~Pupil Fees, Deposits, or Other Charges, Fiscal Management Advisory 11-01~~ **12-02**, ~~November 9, 2011~~
April 24, 2013

CALIFORNIA TASK FORCE REPORT TO THE LEGISLATURE

Compact on Educational Opportunity for Military Children: Preliminary Final Report, March 2009

COMMISSION ON TEACHER CREDENTIALING **PUBLICATIONS** ~~CODED CORRESPONDENCE~~

10-11 Information on Assembly Bill 346 Concerning the Activity Supervisor Clearance Certificate (ASCC), **Coded Correspondence 10-11**, July 20, 2010

WEB SITES

CSBA: <http://www.csba.org>

California Association of Directors of Activities: <http://www.cadal.org>

California Department of Education: <http://www.cde.ca.gov>

Commission on Teacher Credentialing: <http://www.ctc.ca.gov>

ADOPTION AND REVISION HISTORY:

(4-83 8-84 1-03 4-03) 3/17 Santa Ana, CA



Santa Ana Unified School District

BOARD POLICY NO: 6145

EFFECTIVE: MM/DD/YYYY

REVIEWED: 06/26/2018

SUBJECT: **Extracurricular and Cocurricular Activities**

CATEGORY: Instruction

RESPONSIBLE OFFICE(S): Educational Services

SCOPE:

The Governing Board recognizes that extracurricular and cocurricular activities enrich the educational and social development of students and enhance students' feelings of connectedness with the schools. The district shall encourage and support student participation in extracurricular and cocurricular activities without compromising the integrity and purpose of the educational program.

POLICY:

No extracurricular or cocurricular program or activity shall be provided or conducted separately on the basis of any actual or perceived characteristic listed as a prohibited category of discrimination in state or federal law, nor shall any student's participation in an extracurricular or cocurricular activity be required or refused on those bases. Prerequisites for student participation in extracurricular and cocurricular activities shall be limited to those that have been demonstrated to be essential to the success of the activity. (5 CCR 4925).

Any complaint alleging unlawful discrimination in the district's extracurricular or cocurricular programs or activities shall be filed in accordance with BP/AR 1312.3 - Uniform Complaint Procedures.

Unless specifically authorized by law, no fee shall be charged to students for participation in extracurricular and cocurricular activities related to the educational program, including materials or equipment related to the activity. (Education Code 49010, 49011)

Eligibility Requirements

To be eligible to participate in extracurricular and cocurricular activities, students in grades 7-12 must demonstrate satisfactory educational progress in the previous grading period, including, but not limited to: (Education Code 35160.5)

1. Maintenance of a minimum of 2.0 grade point average on a 4.0 scale in all enrolled classes
2. Maintenance of minimum progress toward meeting high school graduation requirements

The Superintendent or designee may grant ineligible students a probationary period not to exceed one semester. Students granted probationary eligibility must meet the required standards by the end of the probationary period in order to remain eligible for participation. (Education Code 35160.5)



Santa Ana Unified School District

BOARD POLICY NO: 6145

EFFECTIVE: MM/DD/YYYY

REVIEWED: 06/26/2018

SUBJECT: Extracurricular and Cocurricular Activities

CATEGORY: Instruction

RESPONSIBLE OFFICE(S): Educational Services

Any decision regarding the eligibility of a homeless student, foster youth, or child of an active duty military family for extracurricular or cocurricular activities shall be made by the Superintendent or designee in accordance with Education Code 48850 and 49701.

The Superintendent or designee may revoke a student's eligibility for participation in extracurricular and cocurricular activities when the student's poor citizenship is serious enough to warrant loss of this privilege.

Student Conduct at Extracurricular/Cocurricular Events

When attending or participating in extracurricular and cocurricular activities on or off campus, district students are subject to district policies and regulations relating to student conduct. Students who violate district policies and regulations may be subject to discipline including, but not limited to, suspension, expulsion, transfer to alternative programs, or denial of participation in extracurricular or cocurricular activities in accordance with Board policy and administrative regulation. When appropriate, the Superintendent or designee shall notify local law enforcement.

Annual Policy Review

The Board shall annually review this policy and implementing regulations.

DESIRED OUTCOME:

To ensure all students have access to extracurricular and cocurricular activities.

IMPLEMENTATION GUIDELINES AND ASSOCIATED DOCUMENTS:

Legal Reference:

EDUCATION CODE

35145 - Public meetings

35160.5 - District policy rules and regulations; requirements; matters subject to regulation

35179 - Interscholastic athletics; associations or consortia



Santa Ana Unified School District

BOARD POLICY NO: 6145

EFFECTIVE: MM/DD/YYYY

REVIEWED: 06/26/2018

SUBJECT: **Extracurricular and Cocurricular Activities**

CATEGORY: Instruction

RESPONSIBLE OFFICE(S): Educational Services

35181 - Students' responsibilities

48850 - Participation of homeless students and foster youth in extracurricular activities and interscholastic sports

48930-48938 - Student organizations

49010-49013 – Student fees

49024 - Activity Supervisor Clearance Certificate

49700-49703 - Education of children of military families

CALIFORNIA CONSTITUTION

Article 9, Section 5 Common school system

CODE OF REGULATIONS, TITLE 5

350 Fees not permitted

4900-4965 - Nondiscrimination in elementary and secondary education programs receiving state financial assistance

5531 - Supervision of extracurricular activities of pupils

UNITED STATES CODE, TITLE 42

2000h-2-2000h-6 Title IX, 1972 Education Act Amendments

COURT DECISIONS

Hartzell v. Connell, (1984) 35 Cal. 3d 899

Management Resources:



Santa Ana Unified School District

BOARD POLICY NO: 6145

EFFECTIVE: MM/DD/YYYY

REVIEWED: 06/26/2018

SUBJECT: **Extracurricular and Cocurricular Activities**

CATEGORY: Instruction

RESPONSIBLE OFFICE(S): Educational Services

CALIFORNIA DEPARTMENT OF EDUCATION PUBLICATIONS

Pupil Fees, Deposits, or Other Charges, Fiscal Management Advisory 12-02, April 24, 2013

CALIFORNIA TASK FORCE REPORT TO THE LEGISLATURE

Compact on Educational Opportunity for Military Children: Preliminary Final Report, March 2009

COMMISSION ON TEACHER CREDENTIALING PUBLICATIONS

10-11 Information on Assembly Bill 346 Concerning the Activity Supervisor Clearance Certificate (ASCC), Coded Correspondence 10-11, July 20, 2010

WEB SITES

CSBA: <http://www.csba.org>

California Association of Directors of Activities: <http://www.cadal.org>

California Department of Education: <http://www.cde.ca.gov>

Commission on Teacher Credentialing: <http://www.ctc.ca.gov>

ADOPTION AND REVISION HISTORY:

(4-83 8-84 1-03 4-03) 3/17 Santa Ana, CA